

MARTOC REPORT FISCAL YEAR 2025



August 29, 2025

The Honorable Deborah Silcox
Chair, Metropolitan Atlanta Rapid Transit Overview
Committee 408-A Coverdell Legislative Office Building
Atlanta, GA 30334

Dear Chair Silcox:

MARTA is pleased to present the annual report to the Metropolitan Atlanta Rapid Transit Overview Committee (MARTOC), prepared in accordance with the requirements established by Sections 14A and 17G of the MARTA Act. This report covers the 2025 fiscal year, from July 1, 2024, through June 30, 2025.

MARTA continues to advance State of Good Repair initiatives while preparing for the rollout of our new Automated Fare Collection system. This modernized payment platform, which allows customers to use mobile devices and tap to pay, will improve the customer experience, reduce fare evasion, and increase revenue. Our NextGen Bus Network Redesign, set to launch in December, will expand access to 22 percent more jobs within a 60-minute commute and provide frequent service to an additional 74,000 residents and 76,000 jobs. The region's first Bus Rapid Transit (BRT) line, the *Rapid* A-Line, is nearing completion and will begin service in 2026, connecting communities and businesses with fast, reliable transit.

Two MARTA projects were featured in the President's Annual Report on Funding Recommendations for Fiscal Year 2026 Capital Investment Grants Program and Expedited Project Delivery Pilot Program, reflecting strong partnerships with local jurisdictions. We remain committed to community investment through Transit-Oriented Developments such as Avondale Station, and with state support, we are completing renovations at Airport Station to better serve passengers at the world's busiest airport. Our collaboration with the Georgia Department of Transportation continues as we work to implement BRT Express Lanes along SR 400 and I-285.

As required by the MARTA Act, verified copies of this report will be filed with MARTOC, the presiding officers of the State Senate and State House of Representatives, and the State Auditor, as well as the governing authorities of each county and the largest municipality in the area served by MARTA. The report will be appropriately advertised, available at MARTA headquarters for public inspection, and posted on the Authority's website.

As Chair of the Board and Interim General Manager/Chief Executive Officer of MARTA, we verify that this report is as accurate and complete as reasonably possible and in compliance with our understanding of the requirements of the legislation mentioned above. We have made every attempt to provide comprehensive information within this document. Should any additional information or clarification be required, please do not hesitate to contact us at 404-848-5352.

Sincerely,



Jennifer Ide
Chair, Board of Directors



Jonathan Hunt
Interim General Manager/CEO

cc: Members, Metropolitan Atlanta Rapid Transit Overview Committee
Governor, State of Georgia
Lieutenant Governor, State of Georgia
Speaker, Georgia House of Representatives
Auditor, State of Georgia
Mayor, City of Atlanta
Members, Atlanta City Council
Chair, Clayton County Board of Commissioners
Members, Clayton County Board of Commissioners
CEO, DeKalb County
Members, DeKalb County Board of Commissioners
Chair, Fulton County Board of Commissioners
Members, Fulton County Board of Commissioners

REPORT VERIFICATION

Personally appeared before me, the undersigned authority duly authorized to administer oaths, **JENNIFER IDE**, Chair, Board of Directors of the Metropolitan Atlanta Rapid Transit Authority, and **JONATHAN HUNT**, Interim General Manager/Chief Executive Officer, each of whom on oath individually deposes and says that the information outlined in the foregoing attached statement submitted pursuant to the requirements of Section 14A and 17G of the MARTA Act, as amended, is true and correct to the best of their knowledge and belief.

As to **JENNIFER IDE**:

Sworn to and subscribed before me this 28th day of August 2025.

Notary Public




Jennifer Ide
Chair, Board of Directors
Metropolitan Atlanta Rapid Transit Authority

As to **JONATHAN HUNT**:

Sworn to and subscribed before me this 28th day of August 2025.

Notary Public




Jonathan Hunt
Interim General Manager/CEO
Metropolitan Atlanta Rapid Transit Authority

METROPOLITAN ATLANTA RAPID TRANSIT AUTHORITY

FINANCIAL STATEMENTS

OPERATING AND CAPITAL CONSOLIDATED FINANCIAL STATEMENT

This report reflects a consolidated summary of the Statement of Operating Revenues and Expenses and the Statement of Capital Sources and Expenditures. This report is unaudited. Please see the following page for details on the referenced statements.

STATEMENT OF OPERATING REVENUES AND EXPENSES

This report includes all revenue and expenses that are considered operating items per the MARTA Act. This report does not include any year-end reclassifications or adjustments that are routine to any year-end close-out. In addition, this report does not include any possible recommended adjustments from the external auditors; it is unaudited. This report is not meant to serve as MARTA's official financial statements. MARTA financial statements are prepared in accordance to Generally Accepted Accounting Principles. The referenced financial statements will be audited by an independent accounting firm and will be available in hard copy by December 2025.

STATEMENT OF CAPITAL SOURCES AND EXPENDITURES

This report reflects all sources of funds available to cover capital expenditures for FY 2025. It also details all capital expenditures, bond debt and related bond costs covered under the sources of funds. This report does not include any year-end reclassifications or adjustments that are routine to any year-end close-out. In addition, this report does not include any possible recommended adjustments from the external auditors; it is unaudited. This report is not meant to serve as MARTA's official financial statements. MARTA financial statements are prepared in accordance to Generally Accepted Accounting Principles. The referenced financial statements will be audited by an independent accounting firm and will be available in hard copy by December 2025.

Metropolitan Atlanta Rapid Transit Authority
Operating and Capital Consolidated Financial Statement
June 30, 2025
(Unaudited)

Operating Sources	\$ 651,867,977
Capital Sources	843,407,938

Total Operating Source and Capital Sources	<u>\$ 1,495,275,915</u>
---	--------------------------------

Operating Expenses	\$ 719,125,189
Capital Expenditures	625,801,248

Total Operating Expenses and Capital Expenditures	<u>\$ 1,344,926,437</u>
--	--------------------------------

Metropolitan Atlanta Rapid Transit Authority
Statement of Operating Revenues and Expenses
June 30,2025
(Unaudited)

OPERATING SOURCES:

Prior Year Carry Forward	\$	11,500,000
--------------------------	----	------------

Revenues:

Operating Sales Tax	\$	399,168,307
Passenger Revenue		81,100,467
Ad Valorem Tax		61,662,764
Station Parking		1,169,545
Lease Income		10,149,031
Federal Assistance		73,333,337
Other Operating Revenue		13,784,526

Total Operating Revenues	\$	640,367,977
---------------------------------	-----------	--------------------

Total Operating Sources	\$	651,867,977
--------------------------------	-----------	--------------------

OPERATING EXPENSES:

Salaries	\$	341,029,970
Benefits		153,611,029
Contractual Services		114,133,220
Materials & Supplies		58,941,616
Other Operating Expenses		19,965,847
Casualty & Liability		63,521,894
Other Non-Operating/ Misc		4,078,317
Expense Allocated to Capital Projects		(36,156,704)

Total Operating Expenses	\$	719,125,189
---------------------------------	-----------	--------------------

Metropolitan Atlanta Rapid Transit Authority
Statement of Capital Sources and Expenditures
June 30, 2025
(Unaudited)

CAPITAL SOURCES:

FY25 Beginning Capital Balance	\$ 85,495,871.00
Sales Tax	340,032,261.74
Financing Baseline Program	350,000,000.00
Federal Capital Assistance	61,222,252.00
State Capital Grants	6,657,553.00

Total Capital Sources	\$ 843,407,938
------------------------------	-----------------------

CAPITAL EXPENDITURES:

Capital Programs	
Vehicles	\$ 148,431,721.51
Facilities & Stations	102,442,107.45
Maintenance of Way	3,801,164.11
Systems	101,533,314.60
Non-Asset	56,404,068.15
More Marta Clayton Expansion	7,100,798.21
More Marta COA Expansion	64,674,888.98

Total Capital Programs	\$ 484,388,063
-------------------------------	-----------------------

Bond Debt and Other Bond Costs	141,413,185
--------------------------------	-------------

Total Expenditures	\$ 625,801,248
---------------------------	-----------------------

**METROPOLITAN ATLANTA RAPID
TRANSIT AUTHORITY
PAYMENTS AND CONTRACTS \$20,000 OR
MORE**

This report lists all entities receiving more than \$20,000 during FY 2025 and the total amounts paid to them during the year, with some exclusions.

This report also lists all contracts greater than \$20,000 entered into by MARTA for the procurement of equipment, supplies or construction as well as professional services and consultant contracts.

METROPOLITAN ATLANTA RAPID TRANSIT AUTHORITY								
PAYMENTS AND CONTRACTS \$20,000 OR MORE								
(FOR THE PERIOD OF JULY 1, 2024 THROUGH JUNE 30, 2025)								
	PURPOSE	CONTRACT NUMBER	AWARD DATE	BASE TERM W/ OPTIONS	AWARD AMOUNT	PAYMENTS MADE VIA SMALL PURCHASES, PO OR OTHER	TOTAL CONTRACT VALUE PAID TO DATE IN AP	TOTAL PAID IN FY 24
24 SEVEN LLC	PROFESSIONAL CONSULTING SERVICES FOR CUSTOMER EXPERIENCE STRATEGY AND WORKPLAN	L50642	12/13/2024	Two (2) Years	\$ 24,000.00		\$ 22,500.00	\$ 22,500.00
24HR DIESEL REPAIR LLC	RATIFICATION- ENGINE/TRANSMISSION REPLACEMENT						\$ 20,060.50	\$ 20,060.50
A NATIONAL TRANSIT LLC	SUPPLEMENTAL MOBILITY OPERATIONS AND MAINTENANCE SERVICES	P43706	4/1/2019 (Full Notice to Proceed 4/1/2020)	Four (4) Years w/One (1) One (1) Year	\$40,926,184.33		\$ 28,900,219.27	\$ 10,893,478.99
A. SPENCER MCMANES JR P.C.	WORKERS' COMPENSATION CLAIM SETTLEMENT						\$ 20,862.57	\$ 20,862.57
A-ACTION JANITORIAL SERVICE, INC.	FACILITY-WIDE JANITORIAL SERVICES	B47309A	10/1/2021	Two (2) Years w/Three (3) One (1) Year	\$2,597,707.95		\$ 1,828,218.82	\$ 550,461.10
ABB, INC.	STOCK, TOOLS & SUPPLIES					\$ 41,330.22	\$ 41,330.22	\$ 41,330.22
AC & DC POWER TECHNOLOGIES	STOCK, TOOLS & SUPPLIES					\$ 285,861.60	\$ 285,861.60	\$ 285,861.60
AC SWEEPERS AND MAINTENANCE, INC	PARKING LOT SWEEPING	B50151	5/3/2023	Two (2) Years w/Two (2) One (1) Year	\$2,059,035.52		\$ 796,325.00	\$ 366,770.00
ACCESS SECURITY PARKING INTEGRATED SOLUTIONS, LLC	MAINTENANCE OF PARKING CONTROL EQUIPMENT	P46686	2/27/2021	Eighteen (18) Months	\$369,993.05		\$ 7,095,070.68	\$ 4,449,496.05
ADAMSON REAL ESTATE ADVISORS	APPRAISAL SERVICES BY ADAMSON REAL ESTATE ADVISORS					\$ 20,200.00	\$ 31,800.00	\$ 20,200.00
ADEEL MOHAMMED	CLAIM SETTLEMENT						\$ 29,749.44	\$ 29,749.44
ADMAN PROMOTIONS, INC.	PROMOTIONAL ITEMS FOR CUSTOMER EXPERIENCE					\$ 71,931.00	\$ 71,931.00	\$ 71,931.00
ADRIAN YOUMANS	WORKERS' COMPENSATION BENEFITS						\$ 28,107.36	\$ 28,107.36
AED BRANDS, LLC	AUTOMATED EXTERNAL DEFIBRILLATORS	B50276	7/24/2023	One (1) Year w/Four (4) One (1) Year	\$738,180.55		\$ 212,711.40	\$ 92,059.25

METROPOLITAN ATLANTA RAPID TRANSIT AUTHORITY								
PAYMENTS AND CONTRACTS \$20,000 OR MORE								
(FOR THE PERIOD OF JULY 1, 2024 THROUGH JUNE 30, 2025)								
	PURPOSE	CONTRACT NUMBER	AWARD DATE	BASE TERM W/ OPTIONS	AWARD AMOUNT	PAYMENTS MADE VIA SMALL PURCHASES, PO OR OTHER	TOTAL CONTRACT VALUE PAID TO DATE IN AP	TOTAL PAID IN FY 24
AIRPORT WEST COMMUNITY IMPROVEMENT DISTRICT	ATN PILOT MOA						\$ 897,446.00	\$ 897,446.00
ALABAMA CHILD SUPP PAY CENTER	GARNISHMENT - CHILD SUPPORT - PAYROLL DEDUCTION						\$ 39,380.15	\$ 39,380.15
ALAN JAY AUTOMOTIVE MANAGEMENT, INC.	NON-REVENUE VEHICLES (STATE) - CAMRYS	P50597	5/21/2025	One (1) Year	\$ 315,000.00		\$ 294,360.00	\$ 294,360.00
ALESIG CONSULTING LLC	MARTA'S MYSTERY CUSTOMER PROGRAM	P50370	6/7/2024	One (1) Year w/ Four (4) One (1) Year	\$644,800.08		\$ 39,902.00	\$ 39,902.00
ALEXANDER SHUNNARAH GULF COAST, LLP	LEGAL SETTLEMENT						\$ 24,000.00	\$ 24,000.00
ALLAN VIGIL FORD	NON-REVENUE VEHICLES - ALLAN VIGIL FORD LINCOLN UTILIZING STATE OF GA CONTRACT	P50285	2/26/2024	One (1) Year	\$1,748,331.60		\$ 733,470.00	\$ 733,470.00
ALSTOM SIGNALING, INC.	TRAIN CONTROL AND SCADA SYSTEMS UPGRADE	P15120	12/9/2010	Twelve (12) Years w/Two (2), 5 Year Maintenance	\$116,987,986.98		\$ 34,190,772.56	\$ 3,365,000.94
ALSTOM SIGNALING, INC.	STOCK, TOOLS & SUPPLIES					\$ 177,995.90	\$ 177,995.90	\$ 177,995.90
ALSTON, JOE	WORKERS' COMPENSATION BENEFITS						\$ 41,600.00	\$ 41,600.00
ALVIN JOSEPH FILLASTRE IV	PAINTING OF WAYFINDING MURAL AT EDGEWOOD CANDLER PARK					\$ 35,875.00	\$ 63,750.00	\$ 35,875.00
AMALGAMATED TRANSIT UNION	AMALGAMATED TRANSIT UNION DUES						\$ 1,570,050.54	\$ 1,570,050.54
AMANDA PHINGBODHIPAKKIYA	FIVE POINTS ART PROPOSAL - PHINGBODHIPAKKIYA	L50541	8/12/2024	Three (3) Year	\$ 41,400.00		\$ 41,400.00	\$ 41,400.00
AMERICAN PUBLIC TRANSPORTATION	APTA MEMBERSHIP & LEADERSHIP TRAINING						\$ 98,000.00	\$ 98,000.00
AMERICAN TOWERS, INC.	LEASE AGREEMENT FOR RADIO ANTENNA - ALPHARETTA SITE & UNION CITY SITE	L40123	5/16/2002	Five (5) Years w/Four (4), Five (5) Year	\$4,940,975.59		\$ 752,713.14	\$ 193,308.10

METROPOLITAN ATLANTA RAPID TRANSIT AUTHORITY								
PAYMENTS AND CONTRACTS \$20,000 OR MORE								
(FOR THE PERIOD OF JULY 1, 2024 THROUGH JUNE 30, 2025)								
	PURPOSE	CONTRACT NUMBER	AWARD DATE	BASE TERM W/ OPTIONS	AWARD AMOUNT	PAYMENTS MADE VIA SMALL PURCHASES, PO OR OTHER	TOTAL CONTRACT VALUE PAID TO DATE IN AP	TOTAL PAID IN FY 24
AMETEK POWER INSTRUMENTS	STOCK, TOOLS & SUPPLIES					\$ 68,020.00	\$ 68,020.00	\$ 68,020.00
ANDREW JACKSON	WORKERS' COMPENSATION BENEFITS						\$ 41,193.80	\$ 41,193.80
ANTHEM BLUE CROSS AND BLUE SHIELD	GROUP HEALTH AND WELLNESS INSURANCE COVERAGES						\$ 77,567.40	\$ 77,567.40
ANTHEM BLUE CROSS BLUE SHIELD	GROUP HEALTH AND WELLNESS INSURANCE COVERAGES	P43938	7/1/2020	Three (3) Years w/Two (2) One (1) Year	\$558,203,229.55		\$ 235,598,404.42	\$ 20,457,564.70
ANTHEM BLUE CROSS BLUE SHIELD	MEDICAL, PHARMACY, VISION, FLEXIBLE SPENDING ACCOUNTS AND STOP HEALTH BENEFITS	P50213	7/1/2024	Three (3) Years w/Two (2) One (1) Year	\$ 411,166,707.00		\$ 41,036,153.24	\$ 41,036,153.24
ANTOINETTE WHITLOCK	WORKERS' COMPENSATION BENEFITS						\$ 25,596.62	\$ 25,596.62
APEX COMPANIES, LLC	SAFETY, HEALTH AND INDUSTRIAL HYGIENE CONSULTING SERVICES	P50139	7/1/2024	Five (5) Years w/ One (1) Year	\$ 28,600,000.00		\$ 526,138.88	\$ 500,628.92
AQUA ENGINEERS	STOCK, TOOLS & SUPPLIES					\$ 20,328.00	\$ 20,328.00	\$ 20,328.00
ARCADIS U. S., INC	ON-CALL CLAIMS... ANALYSIS SERVICES	P47040	11/29/2021	Three (3) Years w/One (1) One (1) Year	\$2,000,000.00		\$ 445,371.40	\$ 80,524.50
ARCHER WESTERN CONSTRUCTION, LLC	SUMMERHILL BRT CONSTRUCTION	B50070	6/8/2023	Three (3) Years	\$65,945,441.10		\$ 32,966,633.94	\$ 22,234,680.32
ARGO INCORPORATED	CONSULTING SERVICES	L50343	6/9/2023	One (1) Year	\$639,798.00		\$ 199,920.00	\$ 199,920.00
ART IN THE PAINT CORPORTATION	CROSSWALK MURAL AT KENSINGTON STATION	P50604	10/25/2025	Six (6) Years	\$ 30,500.00		\$ 30,500.00	\$ 30,500.00
ASC AMERICAN SUN COMPONENTS, INC.	STOCK, TOOLS & SUPPLIES					\$ 150,614.00	\$ 150,614.00	\$ 150,614.00
ASHE, STANFORD F	WORKERS' COMPENSATION BENEFITS						\$ 24,614.20	\$ 24,614.20

METROPOLITAN ATLANTA RAPID TRANSIT AUTHORITY								
PAYMENTS AND CONTRACTS \$20,000 OR MORE								
(FOR THE PERIOD OF JULY 1, 2024 THROUGH JUNE 30, 2025)								
	PURPOSE	CONTRACT NUMBER	AWARD DATE	BASE TERM W/ OPTIONS	AWARD AMOUNT	PAYMENTS MADE VIA SMALL PURCHASES, PO OR OTHER	TOTAL CONTRACT VALUE PAID TO DATE IN AP	TOTAL PAID IN FY 24
ASK REPLY, INC.	PROFESSIONAL SERVICES FOR B2GNOW SOFTWARE MAINTENANCE AND SUPOPRT	L45246	12/26/2019	Six (6) Years	\$ 459,537.00		\$ 459,537.00	\$ 200,577.00
ASKEW, KELLY A	WORKERS' COMPENSATION BENEFITS						\$ 24,614.01	\$ 24,614.01
ASKEW, MAHAGONY	WORKERS COMPENSATION LOST WAGE PAYMENTS						\$ 43,563.84	\$ 43,563.84
ASSOCIATED FUEL SYSTEMS, INC.	NEW & REMANUFACTURED ENGINES AND OVERHAUL/REPAIRS GROUP 2	B46989	4/18/2022	Five (5) Years	\$26,793,242.77		\$ 220,325.90	\$ 115,424.99
AT&T	DIVERSE FIBER ROUTING FOR NETWORK INFRASTRUCTURE	P40186	12/7/2018	Eleven (11) Years	\$9,305,848.00		\$ 3,883,219.82	\$ 1,407,620.62
AT&T CORP.	AUTHORITY-WIDE VOICE, INTERNET, AND DATA TELECOMMUNICATION SERVICES	P50059	6/9/2022	One (1) Year w/Four (4) One (1) Year	\$ 8,508,537.20		\$ 2,631,858.62	\$ 1,215,372.11
AT&T MOBILITY NATIONAL ACCOUNTS, LLC	PURCHASE OF DEVICES AND SERVICES FOR WIRELESS UNLIMITED SERVICES	P50152	7/1/2022	Two (2) Years w/One (1) One (1) Year	\$ 1,540,548.54		\$ 1,459,959.55	\$ 800,911.65
ATLANTA COMMERCIAL TIRE	NON-REVENUE VEHICLES TIRES	B50451	9/20/2024	Two (2) Years w/One (1) One (1) Year	\$ 2,360,911.85		\$ 47,651.51	\$ 47,190.11
ATLANTA DOWNTOWN IMPROVEMENT DISTRICT	CIVIC CENTER BUS OPERATIONS AND TOD STUDY PARTNERSHIP WITH ATLANTA DEVELOPMENT AND IMPROVEMENT DISTRICT	L50365	12/14/2022	Three (3) Years	\$ 100,000.00		\$ 88,303.32	\$ 25,660.23
ATLANTA FORK LIFTS INC.	STOCK, TOOLS & SUPPLIES					\$ 45,402.00	\$ 45,402.00	\$ 45,402.00
ATLANTA GAS LIGHT CO	ATLANTA GAS LIGHT MASTER AGREEMENT	P50377	2/3/2023	None	\$ 1,054,611.80		\$ 310,193.56	\$ 273,004.56
ATLANTA JOURNAL CONSTITUTION	AGREEMENT WITH MARTA'S CPM OFFICE FOR ADS IN PRINT & ONLINE AT AJC.COM					\$ 48,461.00	\$ 48,461.00	\$ 48,461.00
ATLANTA SAFETY BRAKE	STOCK, TOOLS & SUPPLIES					\$ 79,500.00	\$ 79,500.00	\$ 79,500.00
ATLANTA UNITED FOOTBALL CLUB LLC	PROMOTIONAL ITEMS FOR CUSTOMER EXPERIENCE						\$ 209,200.00	\$ 209,200.00

METROPOLITAN ATLANTA RAPID TRANSIT AUTHORITY								
PAYMENTS AND CONTRACTS \$20,000 OR MORE								
(FOR THE PERIOD OF JULY 1, 2024 THROUGH JUNE 30, 2025)								
	PURPOSE	CONTRACT NUMBER	AWARD DATE	BASE TERM W/ OPTIONS	AWARD AMOUNT	PAYMENTS MADE VIA SMALL PURCHASES, PO OR OTHER	TOTAL CONTRACT VALUE PAID TO DATE IN AP	TOTAL PAID IN FY 24
AUTACO DEVELOPMENT, LLC	BUS STOP AMENITIES	P43079	6/18/2019	Five (5) Years	\$ 15,639,200.00		\$ 10,814,992.89	\$ 1,250,249.56
AVI-SPL LLC	BARCO EQUIPMENT UPGRADE	P50450	1/4/2024	Three (3) Years	\$ 199,999.00		\$ 48,732.40	\$ 48,732.40
AVS CONSULTING, LLC DBA STONE, MCELROY & ASSOCIATES	PSYCHOLOGICAL ASSESSMENT PROGRAM	L45708	3/18/2020	Five (5) Years	\$ 345,960.00		\$ 268,475.00	\$ 56,370.00
AXON ENTERPRISE, INC.	CLOUD-BASED OPERATING SYSTEM	P50606	5/16/2025	Five (5) Years	\$ 1,500,000.00		\$ 300,000.00	\$ 300,000.00
AYERBE & ARNOLD, LLC	LEGAL SETTLEMENT						\$ 65,000.00	\$ 65,000.00
B & C TRANSIT, INC.	DIGITAL SIGNAGE DATA ENHANCEMENT	P50232	10/31/2023	Seven (7) Years	\$ 1,312,829.11		\$ 338,430.33	\$ 291,992.58
BADER SCOTT INJURY LAWYERS	LEGAL SETTLEMENT						\$ 141,617.96	\$ 141,617.96
BAILEY, LAVONICA N	WORKERS' COMPENSATION BENEFITS						\$ 30,707.34	\$ 30,707.34
BALFOUR BEATTY INFRASTRUCTURE, INC.	STOCK, TOOLS & SUPPLIES					\$ 96,660.00	\$ 96,660.00	\$ 96,660.00
BANK OF AMERICA	FEDERAL PAYROLL TAXES						\$ 73,287,284.92	\$ 73,287,284.92
BANK OF AMERICA, N.A.	PURCHASE CARD ACTIVITY/PURCHASES						\$ 5,692,612.51	\$ 5,692,612.51
BANKS WEAVER LLC	LEGAL SETTLEMENT						\$ 4,350,000.00	\$ 4,350,000.00
BATTERIES PLUS BULBS #124	STOCK, TOOLS & SUPPLIES					\$ 318,261.65	\$ 318,261.65	\$ 318,261.65
BATTERY DISTRIBUTORS INC	PROCUREMENT AND DISPOSAL OF BUS BATTERIES	B41545	11/20/2018	Four (4) Years w/One (1) One (1) Year	\$ 2,282,200.90		\$ 2,342,676.84	\$ 426,117.08

METROPOLITAN ATLANTA RAPID TRANSIT AUTHORITY								
PAYMENTS AND CONTRACTS \$20,000 OR MORE								
(FOR THE PERIOD OF JULY 1, 2024 THROUGH JUNE 30, 2025)								
	PURPOSE	CONTRACT NUMBER	AWARD DATE	BASE TERM W/ OPTIONS	AWARD AMOUNT	PAYMENTS MADE VIA SMALL PURCHASES, PO OR OTHER	TOTAL CONTRACT VALUE PAID TO DATE IN AP	TOTAL PAID IN FY 24
BAUGH, ALFIE M.	WORKERS COMPENSATION LOST WAGE PAYMENTS						\$ 41,600.00	\$ 41,600.00
BBM RAILWAY EQUIPMENT	PROCUREMENT OF RAIL CAR LIFT EQUIPMENT SERVICES	Q50169A	7/27/2023	One (1) Year	\$ 180,950.00		\$ 115,395.64	\$ 55,995.64
BEEHIVE AI, INC.	ARTIFICIAL INTELLIGENCE (AI) LARGE LANGUAGE MODEL (LLM)	P50514	5/13/2025	Two (2) Years	\$ 100,000.00		\$ 50,000.00	\$ 50,000.00
BENALYTICS CONSULTING GROUP, LLC	RFP ONLINE BENEFITS ENROLLMENT AND ADMINISTRATION SERVICES	P43924	3/31/2021	Three (3) Years w/Two (2) One (1) Year	\$ 3,406,120.00		\$ 2,532,704.97	\$ 667,887.02
BENSUSSEN DEUTSCH & ASSOCIATES, LLC	MARTA X ATLANTA UNITED SPONSORSHIP TICKET PACKAGE T-SHIRT					\$ 35,958.33	\$ 35,958.33	\$ 35,958.33
BEY & ASSOCIATES, LLC	WORKERS' COMPENSATION CLAIM SETTLEMENT						\$ 75,000.00	\$ 75,000.00
BLOOMBERG, L.P.	BLOOMBERG SUBSCRIPTION	L50254	9/1/2022	One (1) Year	\$ 191,159.00		\$ 145,680.00	\$ 29,250.00
BMNT INC.	EXECUTIVE LEADERSHIP TRAINING AND WORKSHOP						\$ 60,000.00	\$ 60,000.00
BOMBARDIER TRANSPORTATION N.A.	IBTU ATOM BOARD UPGRADE	P50122	7/7/2022	Two (2) Years	\$ 144,800.00		\$ 144,800.00	\$ 144,800.00
BOOKER, JESSIE	WORKERS' COMPENSATION CLAIM SETTLEMENT						\$ 36,000.00	\$ 36,000.00
BOTACH INC	STOCK, TOOLS & SUPPLIES					\$ 79,530.00	\$ 79,530.00	\$ 79,530.00
BOYD CATON GROUP, INC.	PROFESSIONAL SERVICES FOR DEPARTMENT OF SAFETY IN SUPPORT OF STATE SAFETY OVERSIGHT PROGRAM	L48790	7/1/2021	Seventeen (17) Months	\$ 2,237,451.76		\$ 2,341,983.50	\$ 131,984.41
BOYD CATON GROUP, INC.	PROFESSIONAL SERVICES FOR SUPPORT OF THE STATE OF GEORGIA SAFETY AND OVERSIGHT PROGRAM	L50617	12/20/2024	Three (3) Years	\$ 2,473,266.12		\$ 147,027.05	\$ 93,169.25
BRADKEN	STOCK, TOOLS & SUPPLIES					\$ 66,352.81	\$ 66,352.81	\$ 66,352.81

METROPOLITAN ATLANTA RAPID TRANSIT AUTHORITY								
PAYMENTS AND CONTRACTS \$20,000 OR MORE								
(FOR THE PERIOD OF JULY 1, 2024 THROUGH JUNE 30, 2025)								
	PURPOSE	CONTRACT NUMBER	AWARD DATE	BASE TERM W/ OPTIONS	AWARD AMOUNT	PAYMENTS MADE VIA SMALL PURCHASES, PO OR OTHER	TOTAL CONTRACT VALUE PAID TO DATE IN AP	TOTAL PAID IN FY 24
BRANCH, SHAKIMA	WORKERS COMPENSATION LOST WAGE PAYMENTS						\$ 22,965.60	\$ 22,965.60
BRIAN OVERS	WORKERS COMPENSATION LOST WAGE PAYMENTS						\$ 36,940.42	\$ 36,940.42
BROOKS INJURY LAW, LLC	LEGAL SETTLEMENT						\$ 250,000.00	\$ 250,000.00
BROWN ELECTRICAL SERVICES, LLC	PROCUREMENT OF ELECTRICAL SERVICES INSTALLATION & TESTING	Q50118	10/17/2022	Two (2) Year w/ Two (2) One (1) Year	\$ 145,021.00		\$ 151,892.89	\$ 100,042.49
BROWN, BRIDGET	WORKERS' COMPENSATION BENEFITS						\$ 25,164.42	\$ 25,164.42
BRUMFIELD, TROY J JR	WORKERS' COMPENSATION BENEFITS						\$ 37,990.00	\$ 37,990.00
BRYANT, MARILYN	WORKERS' COMPENSATION CLAIM SETTLEMENT						\$ 33,254.90	\$ 33,254.90
BRYCE VINCENT DURHAM	LEGAL SETTLEMENT						\$ 35,000.00	\$ 35,000.00
BUCK, JEANINE E	WORKERS' COMPENSATION BENEFITS						\$ 28,402.08	\$ 28,402.08
BUCKLEY BALA WILSON MEW LLP	LEGAL SETTLEMENT						\$ 35,000.00	\$ 35,000.00
BUREAU VERITAS COMMODITIES AND TRADE, INC.	ENGINE FLUID ANALYSIS SERVICES	Q50170	11/18/2022	Three (3) Years w/One (1) One (1) Year	\$ 173,890.49		\$ 32,141.70	\$ 30,575.70
BUS DOCTOR OF ATLANTA, INC.	PROCUREMENT OF BUS BODY REPAIRS	Q50400	10/7/2024	One (1) Year w/Two (2) One (1) Year	\$ 91,735.00		\$ 29,610.00	\$ 29,610.00
BYRD, AMBER	WORKERS' COMPENSATION BENEFITS						\$ 25,756.36	\$ 25,756.36
C.E. BRYANT LAW FIRM, LLC	LEGAL SETTLEMENT						\$ 70,000.00	\$ 70,000.00

METROPOLITAN ATLANTA RAPID TRANSIT AUTHORITY								
PAYMENTS AND CONTRACTS \$20,000 OR MORE								
(FOR THE PERIOD OF JULY 1, 2024 THROUGH JUNE 30, 2025)								
	PURPOSE	CONTRACT NUMBER	AWARD DATE	BASE TERM W/ OPTIONS	AWARD AMOUNT	PAYMENTS MADE VIA SMALL PURCHASES, PO OR OTHER	TOTAL CONTRACT VALUE PAID TO DATE IN AP	TOTAL PAID IN FY 24
C3M POWER SYSTEMS LLC	EMERGENCY ON-CALL REPAIRS AND MAINTENANCE SERVICES FOR MARTA'S LIGHT RAIL OVERHEAD CONTACT SYSTEM AND TRACTION POWER SUBSTATIONS	B45064	12/18/2020	Three (3) Years w/Two (2) One (1) Year	\$ 4,082,802.00		\$ 3,792,848.65	\$ 1,370,429.47
CADUCEUS OCCUPATIONAL MEDICINE	WORKERS COMPENSATION MEDICAL PAYMENTS						\$ 778,162.95	\$ 778,162.95
CADUCEUS OCCUPATIONAL MEDICINE	OCCUPATIONAL MEDICAL SERVICES PROGRAM	P38752-A	3/1/2018	Four (4) Years w/Two (2) One (1) Year	\$ 1,831,939.42		\$ 1,967,585.00	\$ 75,869.00
CADUCEUS OCCUPATIONAL MEDICINE	OCCUPATIONAL MEDICAL SERVICES	P50399	7/8/2024	Three (3) Years w/Two (2) One (1) Year	\$ 3,728,655.00		\$ 272,857.00	\$ 272,857.00
CANON SOLUTIONS AMERICA, INC.	MULTI-FUNCTIONAL PRINTERS LEASE AND MAINTENANCE SERVICES	B50184	3/28/2023	Three (3) Years w/ Two (2) One (1) Year	\$ 1,773,352.12		\$ 698,707.96	\$ 387,083.01
CANTRELL MILLER, LLC DBA SUTHERN SKYLINE VALUATIONS	APPRAISAL SERVICES BY CANTRELL MILLER						\$ 49,100.00	\$ 49,100.00
CARAHSOFT TECHNOLOGY CORP	CARAHSOFT - LINKEDIN RECRUITING SOLUTIONS SERVICES "GSA MAS 8F"	P50630	12/30/2024	Two (2) Years	\$ 93,695.28		\$ 46,847.64	\$ 46,847.64
CARDINAL INFRASTRUCTURE, LLC	PROFESSIONAL SERVICES FOR LOBBYING – CARDINAL INFRASTRUCTURE	L50438	12/11/2023	Twelve (12) Months	\$ 198,000.00		\$ 198,000.00	\$ 132,000.00
CARR, RAHN & ASSOCIATES, INC.	CONTRACT FOR APPRAISAL SERVICES PERFORMED BY CARR, RAHN & ASSOCIATES, INC.						\$ 75,500.00	\$ 38,500.00
CARROLL DANIEL/MOODY A JOINT VENTURE	FIVE POINTS EMERGENCY SEWAGE CLEAN-UP						\$ 455,583.00	\$ 455,583.00
CARTER & ASSOCIATES EQUITY,LLC	RENT PARTICIPATION AGREEMENT BETWEEN METROPOLITAN ATLANTA RAPID TRANSIT AND CARTER & ASSOCIATES EQUITY LLC						\$ 450,148.49	\$ 81,845.18
CATALYST CONSULTING GROUP, INC	ENTERPRISE CUSTOMER RELATIONSHIP MANAGEMENT	P50420	7/8/2024	One (1) Year w/Seven(7) One (1) Year	\$ 1,772,570.86		\$ 1,103,832.86	\$ 920,572.86
CATHY L. SCARVER, TRUSTEE	LEGAL SETTLEMENT						\$ 175,000.00	\$ 175,000.00
C-CAN POWER SYSTEMS, INC.	STOCK, TOOLS & SUPPLIES					\$ 216,746.00	\$ 216,746.00	\$ 216,746.00

METROPOLITAN ATLANTA RAPID TRANSIT AUTHORITY								
PAYMENTS AND CONTRACTS \$20,000 OR MORE								
(FOR THE PERIOD OF JULY 1, 2024 THROUGH JUNE 30, 2025)								
	PURPOSE	CONTRACT NUMBER	AWARD DATE	BASE TERM W/ OPTIONS	AWARD AMOUNT	PAYMENTS MADE VIA SMALL PURCHASES, PO OR OTHER	TOTAL CONTRACT VALUE PAID TO DATE IN AP	TOTAL PAID IN FY 24
CDW GOVERNMENT, INC.	ENTERPRISE WAN AGGREGATION	B50485	9/3/2024	Three (3) Years	\$ 2,123,324.34		\$ 2,119,144.55	\$ 1,217,544.40
CDW LLC DBA CDW GOVERNMENT, LLC	CCTV OFFLINE CAMERA REMEDIATION	B50298	1/19/2024	One (1) Year	\$ 1,204,813.75		\$ 1,203,511.75	\$ 149,730.00
CDW LLC DBA CDW GOVERNMENT, LLC	CROWDSTRIKE FALCON SUITE (SUBSCRIPTION)					\$ 162,626.60	\$ 162,626.60	\$ 162,626.60
CENTER FOR TRANSPORTATION AND THE ENVIRONMENT	CONSULTING SERVICES FOR ZERO-EMISSIONS BUS PROGRAM	L47273	9/30/2020	Thirty (30) Months	\$ 420,000.00		\$ 295,483.32	\$ 29,713.04
CENTRAL PERIMETER COMMUNITY IMPROVEMENT DISTRICTS	FEASIBILITY STUDY - DUNWOODY MARTA RAIL STATION						\$ 150,000.00	\$ 150,000.00
CENTRALSQUARE TECHNOLOGIES, LLC	POLICE COMPUTER AIDED DISPATCH RECORD MANAGEMENT	P46669	10/8/2022	Four (4) (Years)	\$ 4,549,062.18		\$ 2,286,037.50	\$ 514,537.43
CENTURY FIRE PROTECTION, LLC	STOCK, TOOLS & SUPPLIES					\$ 23,978.81	\$ 23,978.81	\$ 23,978.81
CERTIFIED STAINLESS SERVICE INC.	STOCK, TOOLS & SUPPLIES					\$ 113,788.72	\$ 113,788.72	\$ 113,788.72
CHAPTER 13 TRUSTEE,N.J. WHALEY	GARNISHMENT - LOST WAGES - PAYROLL DEDUCTION						\$ 249,145.86	\$ 249,145.86
CHILDERS ENTERPRISES, INC. DBA CHILDERS ASSOCIATES	APPRAISAL SERVICES FOR REAL ESTATE BY CHILDERS ASSOCIATES						\$ 67,125.00	\$ 35,125.00
CHRISTOPHER JONES	WORKERS' COMPENSATION BENEFITS						\$ 23,212.00	\$ 23,212.00
CIGNA HEALTH AND LIFE INSURANCE COMPANY	GROUP DENTAL INSURANCE COVERAGE	P43938	7/1/2020	Three (3) Years w/Two (2) One (1) Year	\$ 558,203,229.55		\$ 15,082,459.17	\$ 2,916,742.02
CINTAS FIRE PROTECTION	MAINTENANCE AND REPAIR OF FIRE EXTINGUISHERS AND SUPPRESSION SYSTEM	Q46793	12/7/2021	Two (2) Years w/Two (2) One (1) Year	\$ 159,526.39		\$ 146,222.90	\$ 42,723.19
CINTAS FIRE PROTECTION	PREVENTIVE MAINTENANCE AND REPAIR SERVICES FOR BUS FIRE SUPPRESSION AND CNG TANK INSPECTIONS	B50078	2/27/2023	Three (3) Years w/One (1) One (1) Year	\$ 2,437,813.70		\$ 1,928,578.76	\$ 812,917.73

METROPOLITAN ATLANTA RAPID TRANSIT AUTHORITY								
PAYMENTS AND CONTRACTS \$20,000 OR MORE								
(FOR THE PERIOD OF JULY 1, 2024 THROUGH JUNE 30, 2025)								
	PURPOSE	CONTRACT NUMBER	AWARD DATE	BASE TERM W/ OPTIONS	AWARD AMOUNT	PAYMENTS MADE VIA SMALL PURCHASES, PO OR OTHER	TOTAL CONTRACT VALUE PAID TO DATE IN AP	TOTAL PAID IN FY 24
CINTAS FIRE PROTECTION	FM200 FIRE SUPPRESSION SYSTEM TESTING	B50144	3/18/2024	Three (3) Years	\$ 403,640.00		\$ 152,287.61	\$ 152,287.61
CIRCUIT BREAKER SALES CO. INC.	STOCK, TOOLS & SUPPLIES					\$ 98,105.00	\$ 98,105.00	\$ 98,105.00
CITY ELECTRIC SUPPLY	STOCK, TOOLS & SUPPLIES					\$ 46,450.63	\$ 46,450.63	\$ 46,450.63
CITY OF ATLANTA	UTILITIES, WATER/SEWER, CBS OUTDOOR ADVERTISING DEFERRED COMMISSIONS						\$ 481,893.93	\$ 481,893.93
CITY OF ATLANTA	DWM UTILITY WORK ODERS INTERAGENCY AGREEMENT	P50474	1/26/2024	None	\$ 1,500,000.00		\$ 1,011,939.51	\$ 1,011,939.51
CITY OF ATLANTA PLANNING	LINDBERGH - ARMOUR STUDY IGA						\$ 55,862.50	\$ 55,862.50
CITY OF BROOKHAVEN, GA	CITY OF BROOKHAVEN AND I-285	IGA-50424	8/22/2023	Two (2) Years	\$ 250,000.00		\$ 125,000.00	\$ 125,000.00
CITY OF COLLEGE PARK	CBS OUTDOOR ADVERTISING CONTRACT DEFERRED COMMISSIONS - WATER/SEWER SERVICE						\$ 66,351.69	\$ 66,351.69
CITY OF DECATUR	STORM WATER FEES						\$ 50,160.00	\$ 50,160.00
CITY OF SANDY SPRINGS	CBS OUTDOOR ADVERTISING CONTRACT DEFERRED COMMISSIONS						\$ 463,466.37	\$ 463,466.37
CIVICPLUS, LLC	OPEN RECORDS SOFTWARE	Q50398	6/1/2024	Five (5) Years	\$ 114,369.25		\$ 23,973.00	\$ 23,973.00
CLAY, CLIFTON M	WORKERS' COMPENSATION BENEFITS						\$ 28,800.00	\$ 28,800.00
CLAYTON COUNTY BD OF COMMISSIONERS	CLAYTON COUNTY INTERGOVERNMENTAL AGREEMENT (IGA) FOR A PROGRAM CO-ORDINATOR	P50379	12/20/2022	Three (3) Years w/ Two (2) One (1) Year	\$ 960,000.00		\$ 480,000.00	\$ 352,000.00
CLEAR CHANNEL AIRPORTS	STOCK, TOOLS & SUPPLIES					\$ 133,349.98	\$ 177,349.98	\$ 133,349.98

METROPOLITAN ATLANTA RAPID TRANSIT AUTHORITY								
PAYMENTS AND CONTRACTS \$20,000 OR MORE								
(FOR THE PERIOD OF JULY 1, 2024 THROUGH JUNE 30, 2025)								
	PURPOSE	CONTRACT NUMBER	AWARD DATE	BASE TERM W/ OPTIONS	AWARD AMOUNT	PAYMENTS MADE VIA SMALL PURCHASES, PO OR OTHER	TOTAL CONTRACT VALUE PAID TO DATE IN AP	TOTAL PAID IN FY 24
CLEARWATER ANALYTICS	AUTOMATED INVESTMENT PORTFOLIO WITH ORACLE INTERFACE	P42566	11/7/2018	Three (3) Years w/Two (2) One (1) Year	\$ 189,928.00		\$ 263,882.01	\$ 27,692.35
CLEMENTS & SWEET, LLP	WORKERS' COMPENSATION LOST WAGE PAYMENTS						\$ 298,750.73	\$ 298,750.73
CLERK U.S. DISTRICT COURT	EMPLOYEE GARNISHMENTS						\$ 21,548.60	\$ 21,548.60
CLEVELAND ELECTRIC COMPANY	CNG PROTECTION SYSTEM UPGRADE	B24337	9/16/2013	Three (3) Years w/ Maintenance & Inspection Option 8	\$ 6,098,880.16		\$ 159,335.95	\$ 38,900.95
CLEVELAND ELECTRIC COMPANY	EMERGENCY TRIP STATION REPLACEMENT - GROUP 4	B34375	5/3/2018	Five (5) Years	\$ 24,511,223.00		\$ 18,513,729.04	\$ 2,169,000.93
CLEVER DEVICES LTD.	REPLACEMENT OF THE COMPUTER ASSISTED DISPATCH (CAD) AUTOMATED VEHICLE LOCATOR (AVL) SYSTEM	P44859	2/1/2024	Three (3) Year w/ Maintenance & Inspection Option 5	\$ 10,548,750.00		\$ 532,546.00	\$ 532,546.00
CLINCY, CAROLYN R	WORKERS COMPENSATION LOST WAGE PAYMENTS						\$ 27,154.23	\$ 27,154.23
CLYDE ARMORY INC	STOCK, TOOLS & SUPPLIES					\$ 25,529.00	\$ 25,529.00	\$ 25,529.00
CMG LANDSCAPE AND MAINTENANCE LLC	MAINTENANCE FACILITY LANDSCAPING SERVICES	Q50595	10/7/2024	One (1) Year	\$ 173,093.84		\$ 115,346.66	\$ 115,346.66
COBB COUNTY BOARD OF COMMISSIONERS	REGIONAL SETTLEMENTS						\$ 949,107.70	\$ 949,107.70
COHEN & SINOWSKI, P.C.	LEGAL SETTLEMENT						\$ 120,000.00	\$ 120,000.00
COLONIAL OIL INDUSTRIES, INC	ULTRA LOW SULPHUR CLEAR DIESEL AND UNLEADED GASOLINE BLENDED WITH 10% ETHANOL	B47088	10/17/2021	Three (3) Years w/Two (2) One (1) Year	\$ 40,809,726.00		\$ 34,833,787.31	\$ 10,328,966.23
COMMUNITY FARMERS MARKET, INC.	MARTA'S FRESH PRODUCE MARKET INITIATIVE	Q37964	9/2/2016	Eight (8) Years	\$ 163,760.00		\$ 163,760.00	\$ 97,760.00
COMPLETE DEMOLITION SERVICES, LLC	CLAYTON COUNTY O&M FACILITY - DEMOLITION	B50330	11/5/2024	None	\$ 1,965,600.00		\$ 1,270,936.52	\$ 1,270,936.52

METROPOLITAN ATLANTA RAPID TRANSIT AUTHORITY								
PAYMENTS AND CONTRACTS \$20,000 OR MORE								
(FOR THE PERIOD OF JULY 1, 2024 THROUGH JUNE 30, 2025)								
	PURPOSE	CONTRACT NUMBER	AWARD DATE	BASE TERM W/ OPTIONS	AWARD AMOUNT	PAYMENTS MADE VIA SMALL PURCHASES, PO OR OTHER	TOTAL CONTRACT VALUE PAID TO DATE IN AP	TOTAL PAID IN FY 24
COMPLIANCEPOINT, INC	PURCHASE CARD INDUSTRY ASSESSMENT SERVICES	Q50290	5/2/2023	Three (3) Years	\$ 54,550.00		\$ 54,550.00	\$ 37,750.00
COMPLIANCEPOINT, INC	PURCHASE CARD INDUSTRY ASSESSMENT SERVICES	P50551	6/20/2024	Two (2) Years	\$ 109,100.00		\$ 54,500.00	\$ 54,500.00
CONLEY GRIGGS PARTIN LLP	LEGAL SETTLEMENT						\$ 20,213.75	\$ 20,213.75
CONTINENTAL AMERICAN INSURANCE COMPANY (CAIC)	GROUP CRITICAL ILLNESS INSURANCE COVERAGE	P43938	7/1/2020	Three (3) Years w/ Two (2) One (1) Year	\$ 558,203,229.55		\$ 2,728,478.90	\$ 594,830.34
CONVERGEONE, INC.	CISCO COLLABORATION FLEX PLAN	B46939	12/16/2020	Five (5) Years	\$ 1,057,389.60		\$ 1,057,389.60	\$ 211,477.92
CONVERGEONE, INC.	ARISTA SWITCHES AND MAINTENANCE	P50221	1/9/2023	One (1) Year	\$ 710,496.80		\$ 710,496.80	\$ 412,017.00
CONVERGEONE, INC.	ARISTA SWITCHES, FLEXIDOME CAMERAS, AND ASSOCIATED LICENSES FOR UPTOWN PROJECT	P50368	12/1/2023	One (1) Year	\$ 149,426.22		\$ 149,557.98	\$ 116,645.98
COPART SALVAGE AUTO AUCTIONS	AUTOMOBILE SALVAGE FOR THIRD PARTY VEHICLES DEEMED TOTAL LOSSES						\$ 26,429.03	\$ 26,429.03
CORNERSTONE GOVERNMENT AFFAIRS, INC.	CORNER STONE LOBBYING SERVICES	L50492	4/1/2024	Three (3) Years	\$ 24,000.00		\$ 24,000.00	\$ 24,000.00
CORNERSTONE GOVERNMENT AFFAIRS, INC.	CORNER STONE LOBBYING SERVICES	L50664	1/27/2025	Four (4) Years	\$ 48,000.00		\$ 48,000.00	\$ 48,000.00
CORPORATE ENVIRONMENTS OF GA, INC.	OFFICE FURNITURE	P50306	11/10/2023	Two (2) Years	\$ 3,000,000.00		\$ 118,109.01	\$ 118,109.01
COSTAR REALTY INFORMATION, INC.	REAL ESTATE SEARCH ENGINE SUBSCRIPTION						\$ 35,638.32	\$ 35,638.32
COUNTERTRADE PRODUCTS, INC.	THREE-YEAR MAINTENANCE RENEWAL OF AUTODESK SUBCRIPTIONS					\$ 83,279.60	\$ 83,279.60	\$ 83,279.60
COX RADIO	AIRPORT STATION CLOSURE RADIO AD					\$ 33,710.00	\$ 33,710.00	\$ 33,710.00

METROPOLITAN ATLANTA RAPID TRANSIT AUTHORITY								
PAYMENTS AND CONTRACTS \$20,000 OR MORE								
(FOR THE PERIOD OF JULY 1, 2024 THROUGH JUNE 30, 2025)								
	PURPOSE	CONTRACT NUMBER	AWARD DATE	BASE TERM W/ OPTIONS	AWARD AMOUNT	PAYMENTS MADE VIA SMALL PURCHASES, PO OR OTHER	TOTAL CONTRACT VALUE PAID TO DATE IN AP	TOTAL PAID IN FY 24
COX RADIO	NEXTGEN BUS NETWORK REDESIGN					\$ 22,200.00	\$ 22,200.00	\$ 22,200.00
CRAYON SOFTWARE EXPERTS LLC	MICROSOFT LICENSE ENTERPRISE SERVICES	B48124	6/1/2021	Three (3) Years	\$ 6,633,503.70		\$ 6,544,199.18	\$ 64,773.02
CRAYON SOFTWARE EXPERTS LLC	MICROSOFT LICENSE ENTERPRISE AGREEMENT	B50469	5/7/2024	Three (3) Years	\$ 9,246,344.99		\$ 2,952,921.89	\$ 2,952,921.89
CREWS, MICHAEL LAVELL SR	WORKERS' COMPENSATION BENEFITS						\$ 43,011.23	\$ 43,011.23
CROSSLINE SUPPLY LLC	STOCK, TOOLS & SUPPLIES					\$ 301,814.80	\$ 301,814.80	\$ 301,814.80
CROWE LLP	ANNUAL FINANCIAL AND MANAGEMENT AUDITS FOR FISCAL YEARS 2018 THROUGH 2022	P38060	7/1/2017	Three (3) Years w/Two (2) One (1) Year	\$ 1,000,000.00		\$ 433,908.00	\$ 237,675.00
CSX TRANSPORTATION, INC.	RATIFICATION - CSX REIMBURSSABLE EXPENSES FOR CONSTRUCTION ENGINEERING & INSPECTION						\$ 23,430.00	\$ 23,430.00
CUBIC TRANSPORTATION SYSTEMS	AFC SOFTWARE, HARDWARE, AND PROFESSIONAL SERVICES	P38189	9/30/2016	Five (5) Years w/Two (2) One (1) Year	\$ 104,453,825.11		\$ 57,886,213.25	\$ 14,356,903.60
CUMMINGS, RONALD	WORKERS' COMPENSATION BENEFITS						\$ 35,744.64	\$ 35,744.64
CUMMINS INC., DBA CUMMINS SALES AND SERVICE	NEW & REMANUFACTURED ENGINES AND OVERHAUL/REPAIRS GROUP 1	B46989	4/18/2022	Five (5) Years	\$ 26,793,242.77		\$ 4,690,502.96	\$ 1,314,571.26
CUTCOM SOFTWARE INC.	SUSPICIOUS ACTIVITY CONTRACT	P49410	12/27/2021	Three (3) Years	\$ 149,850.00		\$ 199,800.00	\$ 49,950.00
DAMICO CLARK	WORKERS' COMPENSATION BENEFITS						\$ 22,560.16	\$ 22,560.16
DANIEL GATEWOOD	WORKERS' COMPENSATION BENEFITS						\$ 37,583.52	\$ 37,583.52
DARON CHENEY	WORKERS' COMPENSATION BENEFITS						\$ 29,909.53	\$ 29,909.53

METROPOLITAN ATLANTA RAPID TRANSIT AUTHORITY								
PAYMENTS AND CONTRACTS \$20,000 OR MORE								
(FOR THE PERIOD OF JULY 1, 2024 THROUGH JUNE 30, 2025)								
	PURPOSE	CONTRACT NUMBER	AWARD DATE	BASE TERM W/ OPTIONS	AWARD AMOUNT	PAYMENTS MADE VIA SMALL PURCHASES, PO OR OTHER	TOTAL CONTRACT VALUE PAID TO DATE IN AP	TOTAL PAID IN FY 24
DAVIS, TONNY	WORKERS COMPENSATION LOST WAGE PAYMENTS						\$ 27,010.18	\$ 27,010.18
DEKALB COUNTY BOARD OF COMMISSIONERS	STORMWATER BILLING						\$ 229,998.46	\$ 229,998.46
DEKALB COUNTY TAX COMMISSIONER	STORMWATER BILLING						\$ 188,143.58	\$ 188,143.58
DELCAMPO GRAYSON LOPEZ LLC	LEGAL SETTLEMENT						\$ 7,100,000.00	\$ 7,100,000.00
DELL MARKETING L.P.	DESKTOP EQUIPMENT AND DEPLOYMENT SERVICES	P38567-A	12/5/2018	Four (4) Years w/One (1) One (1) Year	\$ 6,792,002.67		\$ 5,761,886.33	\$ 889,932.32
DENISE HOLMES ATTORNEY & COUNSELOR AT LAW P.C.	LEGAL SETTLEMENT						\$ 25,000.00	\$ 25,000.00
DERRICK KEMP	WORKERS' COMPENSATION BENEFITS						\$ 23,305.37	\$ 23,305.37
DILIGENT CANADA, INC.	PROFESSIONAL SERVICES FOR AN INTERNAL AUDIT GRC AUTOMATION TOOL	L46790	4/1/2020	One (1) Year	\$ 310,915.49		\$ 337,141.43	\$ 64,275.12
DILIGENT CORPORATION	BOARD MANAGEMENT SOFTWARE SYSTEM	Q47603	3/12/2021	Three (3) Years w/Two (2) One (1) Year	\$ 103,000.00		\$ 82,400.00	\$ 41,200.00
DIXON, GREGORY R	WORKERS' COMPENSATION BENEFITS						\$ 31,175.00	\$ 31,175.00
DOCUSIGN, INC.	DOCUSIGN - ELECTRONIC SIGNATURE ENTERPRISE	B50401	7/26/2024	Three (3) Years w/One (1) One (1) Year	\$ 560,309.00		\$ 138,348.00	\$ 138,348.00
DONALD WILLIAMS	WORKERS' COMPENSATION BENEFITS						\$ 21,657.37	\$ 21,657.37
DOUGLAS POWELL	LEGAL SETTLEMENT						\$ 120,000.00	\$ 120,000.00
DOZIER LAW FIRM	LEGAL SETTLEMENT						\$ 175,000.00	\$ 175,000.00

METROPOLITAN ATLANTA RAPID TRANSIT AUTHORITY								
PAYMENTS AND CONTRACTS \$20,000 OR MORE								
(FOR THE PERIOD OF JULY 1, 2024 THROUGH JUNE 30, 2025)								
	PURPOSE	CONTRACT NUMBER	AWARD DATE	BASE TERM W/ OPTIONS	AWARD AMOUNT	PAYMENTS MADE VIA SMALL PURCHASES, PO OR OTHER	TOTAL CONTRACT VALUE PAID TO DATE IN AP	TOTAL PAID IN FY 24
DRUGPAK, LLC	DRUG & ALCOHOL SOFTWARE	P43284	1/6/2021	Three (3) Years w/Two (2) One (1) Year	\$ 584,373.00		\$ 564,918.00	\$ 97,535.00
DUNSTON, DANNY	WORKERS' COMPENSATION BENEFITS						\$ 25,584.00	\$ 25,584.00
EAGLE INDUSTRIAL ELECTRIC LLC	STOCK, TOOLS & SUPPLIES					\$ 41,860.00	\$ 41,860.00	\$ 41,860.00
ECLIPSE CONSULTING GROUP II, LLC	PROFESSIONAL SERVICES FOR CONSULTING SERVICES - ECLIPSE CONSULTING GROUP II, LLC.	L50496	5/1/2024	Four (4) Years	\$ 80,000.00		\$ 80,000.00	\$ 80,000.00
EDWARD MCAFFEE	LEGAL SETTLEMENT						\$ 137,500.00	\$ 137,500.00
EISON INDUSTRIAL SALES	STOCK, TOOLS & SUPPLIES					\$ 21,958.03	\$ 21,958.03	\$ 21,958.03
ELDER RESEARCH, INC.	ASSESSMENT OF DATA CULTURE AND TECHNOLOGY ECOSYSTEM	L50508	4/19/2024	Twelve (12) Weeks	\$ 197,600.00		\$ 45,345.00	\$ 45,345.00
EMORY D. DIXON III	APPRAISAL REVIEW BY EMORY DIXON III APPRAISALS, INC.						\$ 31,400.00	\$ 25,400.00
EMORY MEDICAL CARE FOUNDATION	WORKERS COMPENSATION MEDICAL BENEFITS PAYMENTS						\$ 24,410.65	\$ 24,410.65
ENGHOUSE INTERACTIVE, INC., DBA ENGHOUSE TRANSPORTATION LLC	RENEWAL OF MAINTENANCE SUPPORT FOR TELEDRIVER 8.1.6 DRIVER MANAGEMENT SYSTEM	L39961	7/1/2017	Six (6) Years	\$ 844,709.70		\$ 755,205.00	\$ 171,896.00
ENO TRANSPORTATION FOUNDATION	ENOMAX MEMBERSHIP & TMM TUITION						\$ 99,300.00	\$ 99,300.00
ENSCO RAIL, INC.	AUTONOMOUS TRACK INSPECTION SYSTEM PILOT - PO ROLLOVER RECREATION	P38738	9/12/2017	Five (5) Years	\$ 3,495,792.00		\$ 1,245,667.87	\$ 53,397.54
ENSCO RAIL, INC.	AUTOMATED TRACK GEOMETRY MEASUREMENT TESTING	B50237	12/19/2023	Three (3) Years w/Two (2) One (1) Year	\$ 708,800.00		\$ 205,500.00	\$ 205,500.00
ENTERPRISE HOLDINGS, INC.	LEGAL CLAIMS EXPENSE						\$ 104,630.82	\$ 104,630.82

METROPOLITAN ATLANTA RAPID TRANSIT AUTHORITY								
PAYMENTS AND CONTRACTS \$20,000 OR MORE								
(FOR THE PERIOD OF JULY 1, 2024 THROUGH JUNE 30, 2025)								
	PURPOSE	CONTRACT NUMBER	AWARD DATE	BASE TERM W/ OPTIONS	AWARD AMOUNT	PAYMENTS MADE VIA SMALL PURCHASES, PO OR OTHER	TOTAL CONTRACT VALUE PAID TO DATE IN AP	TOTAL PAID IN FY 24
EONNA J. WELLS	LEGAL SETTLEMENT						\$ 45,000.00	\$ 45,000.00
EQ RENEW, INC.	BUS LIFTS REMANUFACTURING AND FLOOR COATINGS	B47090	4/12/2021	Two (2) Years	\$ 2,018,520.00		\$ 2,018,520.00	\$ 463,830.00
EQ RENEW, INC.	EXTERNAL REBUILD					\$ 26,000.00	\$ 26,000.00	\$ 26,000.00
ESTIME, HERVE	WORKERS' COMPENSATION BENEFITS						\$ 25,271.43	\$ 25,271.43
EVERBRIDGE INC	MASS NOTIFICATION SYSTEM	P48760	8/26/2021	Two (2) Years	\$ 306,220.19		\$ 136,391.30	\$ 136,391.30
EXPONENTIAL POWER	STOCK, TOOLS & SUPPLIES					\$ 59,416.00	\$ 59,416.00	\$ 59,416.00
EXPRESS SCRIPTS, INC	WORKERS' COMPENSATION BENEFITS						\$ 519,214.67	\$ 519,214.67
F.H. PASCHEN, S.N. NEILSEN & ASSOCIATES LLC	INDEFINITE QUANTITY CONSTRUCTION CONTRACT SERVICES	P40916	1/28/2021	Three (3) Years w/Two (2) One (1) Year	\$ 20,000,000.00		\$ 621,561.24	\$ 564,836.49
FASION, DELANA	WORKERS' COMPENSATION BENEFITS						\$ 32,598.80	\$ 32,598.80
FAMILY SUPPORT REGISTRY	WORKERS COMPENSATION LOST WAGE PAYMENTS						\$ 1,189,415.17	\$ 1,189,415.17
FANATICS RETAIL GROUP CONCESSIONS, LLC	RATIFICATION FOR ATLANTA UNITED RETIAL MERCHANDISE						\$ 60,929.00	\$ 60,929.00
FAYE DARA LEVINE	LEGAL SETTLEMENT						\$ 44,236.75	\$ 44,236.75
FINQUERY, LLC	GASB 87 COMPLIANT CLOUD BASED ENTERPRISE LEASE ACCOUNTING SOFTWARE	Q49609	2/22/2022	Four (4) Years	\$ 115,241.00		\$ 115,165.78	\$ 22,324.00
FIRESIGN, INC. PROMOTIONAL PRODUCTS & PRINT	RATIFICATION FOR PURCHASES OF IMAGES FOR THE 2025 STATE OF MARTA EVENT						\$ 33,875.00	\$ 33,875.00

METROPOLITAN ATLANTA RAPID TRANSIT AUTHORITY								
PAYMENTS AND CONTRACTS \$20,000 OR MORE								
(FOR THE PERIOD OF JULY 1, 2024 THROUGH JUNE 30, 2025)								
	PURPOSE	CONTRACT NUMBER	AWARD DATE	BASE TERM W/ OPTIONS	AWARD AMOUNT	PAYMENTS MADE VIA SMALL PURCHASES, PO OR OTHER	TOTAL CONTRACT VALUE PAID TO DATE IN AP	TOTAL PAID IN FY 24
FIRST TRANSIT, INC.	MOBILITY OPERATIONS AND MAINTENANCE SERVICES	P42894	2/22/2021	Three (3) Years w/Two (2) One (1) Year	\$ 160,768,008.14		\$ 128,236,896.23	\$ 46,318,552.64
FLEX LANDSCAPING LLC	AUTHORITY-WIDE LANDSCAPING SERVICES	B49479	4/25/2022	Two (2) Years w/Three (3) One (1) Year	\$ 4,628,425.00		\$ 1,256,703.00	\$ 599,350.00
FLOCK GROUP INC.	LICENSE PLATE READERS	P50489	9/24/2024	One (1) Year	\$ 70,400.00		\$ 70,400.00	\$ 70,400.00
FLSDU	EMPLOYEE GARNISHMENTS						\$ 72,034.49	\$ 72,034.49
FORD, GREGORY	WORKERS' COMPENSATION BENEFITS						\$ 36,250.00	\$ 36,250.00
FOSTER LAW LLC	LEGAL SETTLEMENT						\$ 50,000.00	\$ 50,000.00
FOY & ASSOCIATES P.C.	LEGAL SETTLEMENT						\$ 181,799.18	\$ 181,799.18
FRANKLIN COVEY	PROFESSIONAL SERVICES FOR A CONSULTANT FOR 4DX IMPLEMENTATION	L38628	10/12/2016	Six (6) Years	\$ 1,373,300.00		\$ 549,026.00	\$ 87,000.00
FRANKLIN, JULYSHA	WORKERS' COMPENSATION BENEFITS						\$ 21,640.49	\$ 21,640.49
FULTON COUNTY MAGISTRATE COURT	EMPLOYEE GARNISHMENTS						\$ 86,962.81	\$ 86,962.81
FUNCHES, TANDRA	WORKERS' COMPENSATION BENEFITS						\$ 37,700.00	\$ 37,700.00
FUSECO INC.	STOCK, TOOLS & SUPPLIES					\$ 875,139.86	\$ 875,139.86	\$ 875,139.86
G. RANDALL HAMMOND & CO. INC.	APPRAISAL OF PARCELS						\$ 38,950.00	\$ 32,700.00
GALLS, LLC	MARTA POLICE DEPARTMENT UNIFORMS.. AND EQUIPMENT	B45252A	10/6/2021	Three (3) Years w/One (1) One (1) Year	\$ 1,696,613.17		\$ 789,711.26	\$ 83,307.98

METROPOLITAN ATLANTA RAPID TRANSIT AUTHORITY								
PAYMENTS AND CONTRACTS \$20,000 OR MORE								
(FOR THE PERIOD OF JULY 1, 2024 THROUGH JUNE 30, 2025)								
	PURPOSE	CONTRACT NUMBER	AWARD DATE	BASE TERM W/ OPTIONS	AWARD AMOUNT	PAYMENTS MADE VIA SMALL PURCHASES, PO OR OTHER	TOTAL CONTRACT VALUE PAID TO DATE IN AP	TOTAL PAID IN FY 24
GALLS, LLC	POLICE BALLISTIC VESTS AND CARRIER	B50297	12/20/2023	Three (3) Years	\$ 455,815.00		\$ 181,403.15	\$ 84,695.65
GARDNER TRIAL ATTORNEYS	LEGAL SETTLEMENT						\$ 135,000.00	\$ 135,000.00
GDS ASSOCIATES, INC.	PROFESSIONAL SERVICES FOR ENERGY AND RATE CASE CONSULTING SERVICES	L50478	3/26/2024	Three (3) Years	\$ 187,078.45		\$ 34,437.50	\$ 31,247.50
GEORGIA COACH LINES, INC.	SUPPLEMENTAL SHUTTLE BUS SERVICES	Q50465	12/26/2023	Six (6) Years	\$ 166,625.00		\$ 236,000.00	\$ 236,000.00
GEORGIA DEPARTMENT OF REVENUE	STATE TAXES						\$ 11,917,794.07	\$ 11,917,794.07
GEORGIA DEPT. OF LABOR	STATE UNEMPLOYMENT TAXES						\$ 193,212.35	\$ 193,212.35
GEORGIA INSTITUTE OF TECHNOLOGY	RATIFICATION - GA-TECH CO-OP PROGRAM FOR DAVID MOSS FY24						\$ 29,193.80	\$ 29,193.80
GEORGIA PACIFIC OFFICE BLDG C/O	LEASE AGREEMENT FOR RADIO ANTENNA SITE - GEORGIA- PACIFIC CENTER	L40123	5/16/2002	Five (5) Years w/Four (4), Five (5) Year	\$ 2,659,765.11			\$ 73,600.00
GEORGIA PIEDMONT TECHNICAL COLLEGE	TRANSIT OPERATOR TRAINING COURSES	P45519	2/1/2020	Three (3) Years	\$ 4,306,100.00			\$ 1,707,259.00
GEORGIA POWER COMPANY	ELECTRICAL POWER FOR FACILITIES & RAIL OPERATIONS						\$ 15,738,406.48	\$ 15,738,406.48
GEORGIA POWER COMPANY	GPC MASTER AGREEMENT	P50262	6/6/1979	Ninety-Nine (99) Years	\$ 8,542,117.46		\$ 2,580,623.71	\$ 1,059,776.25
GEORGIA REGIONAL TRANSPORTATION AUTHORITY (GRTA)	REGIONAL SETTLEMENTS						\$ 1,826,717.32	\$ 1,826,717.32
GEORGIA STATE UNIVERSITY	SALES TAX FORECASTING	L47514	12/3/2020	Three (3) Years	\$ 150,000.00		\$ 220,000.00	\$ 55,000.00
GIBBS AUTOMOTIVE & ELECTRONIC, LLC	VEHICLE TOWING SERVICES	B50087	9/30/2022	Three (3) Years w/Two (2) One (1) Year	\$ 1,315,730.00		\$ 446,359.71	\$ 95,060.00
GILLANI LAW, LLC	LEGAL SETTLEMENT						\$ 50,570.00	\$ 50,570.00
GILLIG CORPORATION	STOCK, BUS PARTS					\$ 2,565,218.18	\$ 2,565,218.18	\$ 2,565,218.18
GIRALDO, ANDRES	WORKERS' COMPENSATION BENEFITS						\$ 35,100.00	\$ 35,100.00

METROPOLITAN ATLANTA RAPID TRANSIT AUTHORITY								
PAYMENTS AND CONTRACTS \$20,000 OR MORE								
(FOR THE PERIOD OF JULY 1, 2024 THROUGH JUNE 30, 2025)								
	PURPOSE	CONTRACT NUMBER	AWARD DATE	BASE TERM W/ OPTIONS	AWARD AMOUNT	PAYMENTS MADE VIA SMALL PURCHASES, PO OR OTHER	TOTAL CONTRACT VALUE PAID TO DATE IN AP	TOTAL PAID IN FY 24
GLOBAL DATA STRATEGY, Ltd.	PROFESSIONAL SERVICES FOR DATA GOVERNANCE PROGRAM	L50582	1/8/2025	One (1) Year	\$ 550,000.00		\$ 547,583.26	\$ 432,333.26
GORDIAN GROUP, INC.	CONSTRUCTION MANAGEMENT SERVICES FOR INDEFINITE QUANTITY CONSTRUCTION CONTRACTS (CMIQCC)	P40987	1/31/2019	Three (3) Years w/Two (2) One (1) Year	\$ 1,095,000.00		\$ 730,265.88	\$ 208,524.27
GORINSHTEYN & WATKINS, LLC	LEGAL SETTLEMENT						\$ 80,000.00	\$ 80,000.00
GRADY MEMORIAL HOSPITAL CORPORATION	WORKERS COMPENSATION MEDICAL PAYMENTS						\$ 952,725.89	\$ 952,725.89
GRAINGER	INSTALLATION, TOOLS & SUPPLIES					\$ 37,643.04	\$ 37,643.04	\$ 37,643.04
GRAPHIC TECHNOLOGY GROUP LLC	XANTE ENPRESS PRINTERS					\$ 31,978.00	\$ 31,978.00	\$ 31,978.00
GRAYBAR ELECTRIC	STOCK, COMMUNICATIONS PARTS					\$ 108,365,150.31	\$ 108,365,150.31	\$ 108,365,150.31
GRESHAM SMITH	RIGHT OF WAY (ROW) CONSULTING SERVICES FOR THE SUMMERHILL CAPITOL AVENUE BUS RAPID TRANSIT (BRT) PROJECT	P49477	10/17/2021	Two (2) Years w/One (1) One (1) Year	\$ 604,900.00		\$ 1,005,090.00	\$ 567,125.00
GUNNER ENGINEERING, INC.	STOCK, RAIL PARTS					\$ 31,584.00	\$ 31,584.00	\$ 31,584.00
GWINNETT COUNTY BOARD OF COMMISSIONERS	REGIONAL SETTLEMENTS						\$ 1,440,079.78	\$ 1,440,079.78
HAGEN ROSSKOPH LLC	LEGAL SETTLEMENT						\$ 174,000.00	\$ 174,000.00
HARRIS, DANNY K.	WORKERS' COMPENSATION BENEFITS						\$ 26,881.20	\$ 26,881.20
HARSCO TRACK TECHNOLOGIES	STOCK, TOOLS & SUPPLIES					\$ 124,200.00	\$ 124,200.00	\$ 124,200.00
HATCH ASSOCIATES CONSULTANTS, INC.	NEW RAIL CAR SUPPORT SERVICES	P50153	9/1/2022	Three (3) Years w/Two (2) One (1) Year	\$ 37,644,348.20		\$ 13,503,051.38	\$ 5,758,429.52
HAUG LAW GROUP, LLC	LEGAL SETTLEMENT						\$ 21,100.00	\$ 21,100.00
HEALTHCARE COMP LLC	WORKERS' COMPENSATION BENEFITS						\$ 73,582.88	\$ 73,582.88
HEWLETT PACKARD ENTERPRISE COMPANY	HARDWARE AND SOFTWARE SUPPORT FOR HEWLETT PACKARD SERVERS	P50134	6/6/2022	Two (2) Years	\$ 264,587.68		\$ 409,955.56	\$ 145,367.88
HILL, TONDRA	WORKERS' COMPENSATION BENEFITS						\$ 37,009.70	\$ 37,009.70
HILMAN, CHERYL D	WORKERS' COMPENSATION BENEFITS						\$ 25,404.76	\$ 25,404.76

METROPOLITAN ATLANTA RAPID TRANSIT AUTHORITY								
PAYMENTS AND CONTRACTS \$20,000 OR MORE								
(FOR THE PERIOD OF JULY 1, 2024 THROUGH JUNE 30, 2025)								
	PURPOSE	CONTRACT NUMBER	AWARD DATE	BASE TERM W/ OPTIONS	AWARD AMOUNT	PAYMENTS MADE VIA SMALL PURCHASES, PO OR OTHER	TOTAL CONTRACT VALUE PAID TO DATE IN AP	TOTAL PAID IN FY 24
HITACHI RAIL STS USA, INC	STOCK, TOOLS & SUPPLIES						\$ 59,394.00	\$ 59,394.00
HITOUCH BUSINESS SERVICES LLC	DRAPES AND FASCIA FABRIC REPLACEMENT AND INSTALLATION	Q50360	12/13/2023	One (1) Year	\$ 28,666.00		\$ 28,666.00	\$ 28,666.00
HITOUCH BUSINESS SERVICES LLC	FURNITURE ITEMS AND INSTALLATION OF FURNITURE					\$ 25,290.75	\$ 25,290.75	\$ 25,290.75
HOME CARE CONNECT LLC	WORKERS' COMPENSATION BENEFITS						\$ 76,456.68	\$ 76,456.68
HOOKEER LAW GROUP, LLC	LEGAL SETTLEMENT						\$ 28,750.00	\$ 28,750.00
HOWARD, SABRINA	WORKERS' COMPENSATION BENEFITS						\$ 38,747.83	\$ 38,747.83
HOYT CORPORATION	STOCK, RAIL CAR PARTS					\$ 23,159.01	\$ 23,159.01	\$ 23,159.01
IBM	IBM INSIGHTS PRO LICENSE STORAGE MANAGEMENT	P49133	9/1/2021	Five (5) Years	\$387,884.79		\$ 303,025.65	\$ 82,387.52
IBM	STORAGE, MAINTENANCE, SUPPORT & SOFTWARE (IBM)	P50366	12/12/2023	Three (3) Years	\$1,145,659.49		\$ 883,966.05	\$ 443,008.48
IBM	IBM SPSS STATISTICAL ANALYSIS SOFTWARE RENEWAL					\$ 42,903.00	\$ 42,903.00	\$ 42,903.00
IC CONSULT US CORP.	EBS MANAGED SERVICES - SUPPORT AND MAINTENANCE - ORACLE IDENTITY CLOUD SERVICE (IDCS) – EXHIBIT 1					\$ 98,800.00	\$ 98,800.00	\$ 98,800.00
IDS GLOBAL	MARTA'S UTILITIES LOCATE SERVICES	B50449	8/24/2024	Three (3) Years w/ Two (2) One (1) Year	\$2,964,876.35		\$ 413,894.00	\$ 367,774.00
IMAC SYSTEMS, INC.	STOCK, FACILITIES PARTS					\$ 39,836.50	\$ 39,836.50	\$ 39,836.50
IMAGANN CLEANING SERVICE, INC.	MARTA HEADQUARTERS COMPLEX JANITORIAL SERVICES	B50367	4/28/2024	Three (3) Years	\$2,479,880.00		\$ 405,993.62	\$ 376,123.62
IMPACT INJURY LAW, LLC	LEGAL SETTLEMENT						\$ 130,000.00	\$ 130,000.00
IMPACT PUBLIC AFFAIRS LLC	PROFESSIONAL SERVICES FOR JURISDICTIONAL GOVERNMENT AFFAIRS SUPPORT, LOBBYIST AGREEMENT	L50312	5/1/2023	One (1) Year	\$110,000.00		\$ 107,843.33	\$ 23,158.20
IMPACT PUBLIC AFFAIRS LLC	PROFESSIONAL SERVICES FOR STATE LOBBYING - IMPACT PUBLIC AFFAIRS, LLC	L50656	1/22/2025	One (1) Year	\$90,000.00		\$ 30,000.00	\$ 22,500.00
IMPACT PUBLIC AFFAIRS LLC	PROFESSIONAL SERVICES FOR STATE LOBBYING - IMPACT PUBLIC AFFAIRS, LLC	L50663	1/15/2025	Four (4) Months	\$ 40,000.00		\$ 40,000.00	\$ 40,000.00
IMPERIAL COLLEGE PROJECTS LIMITED	AUTHORITY MEMBERSHIP - NOVA BENCHMARKING GROUP						\$ 50,951.00	\$ 50,951.00

METROPOLITAN ATLANTA RAPID TRANSIT AUTHORITY								
PAYMENTS AND CONTRACTS \$20,000 OR MORE								
(FOR THE PERIOD OF JULY 1, 2024 THROUGH JUNE 30, 2025)								
	PURPOSE	CONTRACT NUMBER	AWARD DATE	BASE TERM W/ OPTIONS	AWARD AMOUNT	PAYMENTS MADE VIA SMALL PURCHASES, PO OR OTHER	TOTAL CONTRACT VALUE PAID TO DATE IN AP	TOTAL PAID IN FY 24
INCIDENT COMMUNICATION SOLUTIONS DBA PEAKE, LLC	STOCK, TOOLS & SUPPLIES					\$ 28,188.00	\$ 28,188.00	\$ 28,188.00
INCLINIC PHYSIO	WORKERS COMPENSATION MEDICAL BENEFITS PAYMENTS						\$ 149,479.74	\$ 149,479.74
INDEED, INC.	INDEED RECRUITMENT SERVICES	L50181	5/2/2022	One (1) Year	\$198,000.00		\$ 181,684.28	\$ 65,159.83
INFOSYS LIMITED	ORACLE CLOUD IMPLEMENTATION PROFESSIONAL SERVICES	L50542	9/30/2024	Two (2) Years	\$6,603,000.00		\$ 2,950,000.00	\$ 2,950,000.00
INFO-TECH RESEARCH GROUP, INC.	RENEWAL OF INFO-TECH RESEARCH ONLINE PRODUCT SUBSCRIPTION.						\$ 46,378.76	\$ 46,378.76
INIT INNOVATIONS IN TRANSPORTATION, INC.	AUTOMATED FARE COLLECTION (AFC) SYSTEM 2.0	P50189	1/29/2024	Four (4) Years w/ Two (2) Five (5) Year	\$245,675,635.00		\$ 31,076,825.03	\$ 31,076,825.03
INSIGHT GLOBAL	RECRUITING SERVICES FOR MARTA'S HUMAN RESOURCES DEPARTMENT	L50639	6/4/2024	Six (6) Months	\$ 199,210.00		\$ 105,000.00	\$ 105,000.00
INSIGHT PUBLIC SECTOR INC.	STOCK, COMMUNICATIONS PARTS					\$ 193,905.38	\$ 193,905.38	\$ 193,905.38
INTERNATIONAL ASSOC. OF CHIEFS	IACP FIRST LINE SUPERVISOR TRAINING						\$ 33,000.00	\$ 33,000.00
INTERNATIONAL BUSINESS INFORMATION TECHNOLOGIES, INC	MPD INTERNAL AFFAIRS AND FIELD SUPPORT CLOUD APPLICATION	Q50240	8/24/2023	Two (2) Years	\$73,500.00		\$ 62,500.00	\$ 36,000.00
IRS 01	INTERNAL REVENUE SERVICE GARNISHMENTS						\$ 34,452.57	\$ 34,452.57
ISE INGEGNERIA DEI SISTEMI ELE	STOCK, RAIL CAR PARTS						\$ 456,315.00	\$ 34,270.00
J. DAVID WHITE ASSOCIATES, INC DBA WHITE ASSOCIATES	STOCK, BUS PARTS					\$ 23,100.00	\$ 23,100.00	\$ 23,100.00
J.W.E., INC.	AUTHORITY-WIDE UNIFORMS	B50238B	12/5/2023	Three (3) Years w/ Two (2) One (1) Year	\$9,410,840.35		\$ 1,814,361.99	\$ 1,488,207.82
JABIAN, LLC	PROFESSIONAL SERVICES FOR REAL ESTATE STRATEGY						\$ 199,200.00	\$ 199,200.00
JACKSON, ANTHONY	WORKERS COMPENSATION LOST WAGE PAYMENTS						\$ 33,286.49	\$ 33,286.49
JACKSON, SHELIA	WORKERS' COMPENSATION BENEFITS						\$ 35,124.83	\$ 35,124.83
JACOBS HJ RUSSELL, MARTA TEAM A JOINT VENTURE (JRMT)	CPMO CONSULTANT SUPPLEMENTAL SERVICES	P43871	10/31/2019	Five (5) Years w/ One (1) Five (5) Years	\$215,345,975.95		\$ 96,251,337.89	\$ 24,667,655.36
JEFFERY, JILL M	WORKERS COMPENSATION LOST WAGE PAYMENTS						\$ 37,998.12	\$ 37,998.12

METROPOLITAN ATLANTA RAPID TRANSIT AUTHORITY								
PAYMENTS AND CONTRACTS \$20,000 OR MORE								
(FOR THE PERIOD OF JULY 1, 2024 THROUGH JUNE 30, 2025)								
	PURPOSE	CONTRACT NUMBER	AWARD DATE	BASE TERM W/ OPTIONS	AWARD AMOUNT	PAYMENTS MADE VIA SMALL PURCHASES, PO OR OTHER	TOTAL CONTRACT VALUE PAID TO DATE IN AP	TOTAL PAID IN FY 24
JEFFREY CAMPBELL	WORKERS COMPENSATION LOST WAGE PAYMENTS						\$ 25,116.00	\$ 25,116.00
JENKINS UTLEY, P.C.	LEGAL SETTLEMENT						\$ 70,000.00	\$ 70,000.00
JENSON LAW, LLC	LEGAL SETTLEMENT						\$ 45,000.00	\$ 45,000.00
JIM ELLIS COLLISION CENTER	WORKERS' COMPENSATION LEGAL CLAIM						\$ 32,323.24	\$ 32,323.24
JJT & ASSOCIATES, LLC.	SPECIALIZED CLEANING FOR COMPUTER AND COMMUNICATION ROOMS	Q50546	10/7/2024	Five (5) Years	\$185,769.95		\$ 28,400.22	\$ 26,171.64
JNJ SERVICES, INC.	WORKERS COMPENSATION MEDICAL PAYMENTS						\$ 31,333.17	\$ 31,333.17
JOBBLE, INC	PROFESSIONAL SERVICES FOR PAYMENT & BOOKING SYSTEM FOR ART IN TRANSIT VENDORS	L44267	8/16/2019	Two (2) Years	\$428,986.80		\$ 422,164.56	\$ 82,180.00
JOHN BOUSE	WORKERS' COMPENSATION BENEFITS						\$ 27,550.00	\$ 27,550.00
JOHN CARTER JR	WORKERS' COMPENSATION BENEFITS						\$ 28,784.89	\$ 28,784.89
JOHNSON CONTROLS, INC.	CCURE 800 MODEL 40 MAINTENANCE SUPPORT	P47416	11/1/2020	Five (5) Years	\$662,057.41		\$ 616,882.79	\$ 102,892.04
JOHNSON CONTROLS, INC.	CCURE 9000 INTEGRATION TO ORACLE HCM CLOUD	PP50461	12/14/2023	Sixteen (16) Years	\$27,880.00		\$ 27,880.54	\$ 27,880.54
JOHNSON, JUDY	WORKERS' COMPENSATION BENEFITS						\$ 33,400.90	\$ 33,400.90
JOHNSON, NORMAN	WORKERS' COMPENSATION BENEFITS						\$ 41,600.00	\$ 41,600.00
JONATHAN M. ROLNICK	LEGAL SETTLEMENT						\$ 45,655.23	\$ 45,655.23
JONES, PAMELA K.	WORKERS' COMPENSATION BENEFITS						\$ 38,620.40	\$ 38,620.40
JONES, RENALDO	WORKERS' COMPENSATION BENEFITS						\$ 33,600.00	\$ 33,600.00
JONES, YVONNE	WORKERS' COMPENSATION BENEFITS						\$ 35,725.75	\$ 35,725.75
JOSH E. ROWAN	LEGAL SETTLEMENT						\$ 60,000.00	\$ 60,000.00
JUNE D. GREEN, ATTORNEY AT LAW	HEARING OFFICER FOR RIDE WITH RESPECT APPEALS						\$ 35,250.00	\$ 35,250.00

METROPOLITAN ATLANTA RAPID TRANSIT AUTHORITY								
PAYMENTS AND CONTRACTS \$20,000 OR MORE								
(FOR THE PERIOD OF JULY 1, 2024 THROUGH JUNE 30, 2025)								
	PURPOSE	CONTRACT NUMBER	AWARD DATE	BASE TERM W/ OPTIONS	AWARD AMOUNT	PAYMENTS MADE VIA SMALL PURCHASES, PO OR OTHER	TOTAL CONTRACT VALUE PAID TO DATE IN AP	TOTAL PAID IN FY 24
K. EDWARD SAFIR, CHAPTER 13 TRUSTEE	CHAPTER 13 TRUSTEE						\$ 168,611.98	\$ 168,611.98
KADRI SALAMI	WORKERS' COMPENSATION BENEFITS						\$ 27,859.94	\$ 27,859.94
KAILA AND SOLOMON LAW GROUP, LLC	LEGAL SETTLEMENT						\$ 52,500.00	\$ 52,500.00
KAISER PERMANENTE INSURANCE COMPANY, INC.	GROUP HEALTH AND WELLNESS INSURANCE COVERAGES	P43938	10/26/2020	Three (3) Years w/ Two (2) One (1) Year	\$473,963,771.33		\$ 78,124,716.33	\$ 5,584,980.12
KAISER PERMANENTE INSURANCE COMPANY, INC.	MEDICAL, PHARMACY, VISION, FLEXIBLE SPENDING ACCOUNTS AND STOP LOSS HEALTH BENEFITS	P50213	71/2024	Two (2) Years w/ One (1) Year	\$ 411,166,707.00		\$ 4,988,410.99	\$ 4,988,410.99
KAISER PERMANENTE INSURANCE COMPANY, INC.	MEDICAL, PHARMACY, VISION, FLEXIBLE SPENDING ACCOUNTS AND STOP LOSS HEALTH BENEFITS	P50213	9/1/2023	Two (2) Years w/ One (1) Year	\$ 411,166,707.00		\$ 9,656,580.26	\$ 9,656,580.26
KAMBRIAN CORPORATION	HARDWARE AND SOFTWARE MAINTENANCE FOR ARISTA SWITCHES	B50445	11/13/2023	Three (3) Years	\$617,245.90		\$ 205,727.76	\$ 205,727.76
KAMBRIAN CORPORATION	STOCK, COMMUNICATIONS PARTS					\$ 20,559.15	\$ 20,559.15	\$ 20,559.15
KAMILAH SMITH	WORKERS' COMPENSATION BENEFITS						\$ 27,810.91	\$ 27,810.91
KESHIA RICHBURG	WORKERS' COMPENSATION BENEFITS						\$ 22,832.80	\$ 22,832.80
KEITH D. LESHINE ATTORNEY AT LAW, LLC	LEGAL SETTLEMENT						\$ 25,000.00	\$ 25,000.00
KEITH SANDERS	LEGAL SETTLEMENT						\$ 53,569.43	\$ 53,569.43
KENNETH S. NUGENT, P.C.	LEGAL SETTLEMENT						\$ 397,800.00	\$ 397,800.00
KENNETH SOUTHALL, P.C.	LEGAL SETTLEMENT						\$ 25,000.00	\$ 25,000.00
KENNETH W. BROSDAHAN, P.C.	LEGAL SETTLEMENT						\$ 249,209.12	\$ 249,209.12
KEYSTONE MEDIATIONS, LLC	WORKERS' COMPENSATION LEGAL SETTLEMENT						\$ 23,400.00	\$ 23,400.00
KF ARMORY, LLC	NON LETHAL FIREARMS AND HELMETS					\$ 43,468.71	\$ 43,468.71	\$ 43,468.71
KIEWIT INFRASTRUCTURE SOUTH CO	ELECTRONIC SIGNAGE - SETTLEMENT AGREEMENT AND VANDALIZED SIGNS	P37176	5/23/2017	Four (4) Years w/ Five (5)-year options	\$ 11,872,236.00		\$ 413,687.65	\$ 234,502.00
KIMLEY-HORN AND ASSOCIATES, INC.	PROFESSIONAL SERVICES FOR H.E.HOLMES AND INDIAN CREEK MASTER PLAN SUPPORT	L50432	2/9/2024	One (1) Year	\$105,000.00		\$ 75,334.40	\$ 75,334.40

METROPOLITAN ATLANTA RAPID TRANSIT AUTHORITY								
PAYMENTS AND CONTRACTS \$20,000 OR MORE								
(FOR THE PERIOD OF JULY 1, 2024 THROUGH JUNE 30, 2025)								
	PURPOSE	CONTRACT NUMBER	AWARD DATE	BASE TERM W/ OPTIONS	AWARD AMOUNT	PAYMENTS MADE VIA SMALL PURCHASES, PO OR OTHER	TOTAL CONTRACT VALUE PAID TO DATE IN AP	TOTAL PAID IN FY 24
KINKISHARYO INTERNATIONAL, LLC	RAIL CAR LIFE EXTENSION PROGRAM	B40294	1/31/2018	None	\$100,709,037.00		\$ 100,527,176.94	\$ 1,521,892.73
KLEANPRO FACILITY SERVICES LLC	HEADQUARTERS COMPLEX CUSTODIAL SERVICES	Q50430	1/2/2024	Ninety (90) Days	\$183,719.00		\$ 157,716.77	\$ 38,370.15
KNOWLEDGE ARCHITECTS, LLC	PROFESSIONAL SERVICES FOR TECHNICAL TRAINING SUPPORT SERVICES	L50616	10/16/2024	One (1) Year	\$198,625.00		\$ 198,625.00	\$ 198,625.00
KONTRON TRANSPORTATION NORTH AMERICA INC	MOBILE TICKETING SYSTEM	P34151	4/3/2017	Three (3) Years w/ Four (1) One (1) Year	\$14,698,598.45		\$ 6,013,474.66	\$ 384,237.79
KPMG LLP	PROFESSIONAL CONSULTING SERVICES FOR MARTOC MANAGEMENT AUDIT	L50516	4/24/2024	Six (6) Months	\$ 231,214.40		\$ 219,990.40	\$ 219,990.40
KPMG LLP	PROFESSIONAL CONSULTING SERVICES FOR MARTOC MANAGEMENT AUDIT - PHASE 2	L50635	12/23/2024	Six (6) Months	\$ 224,250.00		\$ 224,250.00	\$ 224,250.00
LAMAR LAW OFFICE, LLC	LEGAL SETTLEMENT						\$ 205,000.00	\$ 205,000.00
LANE, FRANCAIS	WORKERS' COMPENSATION BENEFITS						\$ 33,280.00	\$ 33,280.00
LANIER STEEL PRODUCTS, INC.	STOCK: LINEAR PARTS					\$ 302,250.00	\$ 302,250.00	\$302,250.00
LAW OFFICE OF JAROLD A. BOONE, LLC	LEGAL SETTLEMENT						\$ 65,000.00	\$ 65,000.00
LAW OFFICE OF SALU K. KUNNATHA, P.C.	LEGAL SETTLEMENT						\$ 70,000.00	\$ 70,000.00
LAW OFFICE OF W. BRYANT GREEN, III, P.C.	LEGAL SETTLEMENT						\$ 63,000.00	\$ 63,000.00
LAW OFFICE OF W. CALVIN SMITH, II, P.C.	LEGAL SETTLEMENT						\$ 670,500.00	\$ 670,500.00
LAW OFFICES BEVERLY MANLEY & Associates	WORKERS' COMPENSATION LEGAL EXPENSES						\$ 20,515.00	\$ 20,515.00
LAW OFFICES OF CARETON R. MATTHEWS	LEGAL SETTLEMENT						\$ 45,000.00	\$ 45,000.00
LAW OFFICES OF NATHAN J WADE	LEGAL SETTLEMENT						\$ 60,000.00	\$ 60,000.00
LAW OFFICES PC	LEGAL SETTLEMENT						\$ 23,000.00	\$ 23,000.00
LAWN CREATIONS, LLC	AUTHORITY-WIDE LANDSCAPING SERVICES - EAST LINE	B49479	4/25/2022	Two (2) Years w/ Three (3) One (1) Year	\$1,903,750.00		\$ 858,512.00	\$ 307,955.00
LAWN MAINTENANCE SOLUTIONS, INC.	AUTHORITY-WIDE LANDSCAPING SERVICES	B45932	7/9/2021	Two (2) Years w/ Three (3) One (1) Year	\$1,997,477.00		\$ 1,382,732.66	\$ 524,455.00

METROPOLITAN ATLANTA RAPID TRANSIT AUTHORITY								
PAYMENTS AND CONTRACTS \$20,000 OR MORE								
(FOR THE PERIOD OF JULY 1, 2024 THROUGH JUNE 30, 2025)								
	PURPOSE	CONTRACT NUMBER	AWARD DATE	BASE TERM W/ OPTIONS	AWARD AMOUNT	PAYMENTS MADE VIA SMALL PURCHASES, PO OR OTHER	TOTAL CONTRACT VALUE PAID TO DATE IN AP	TOTAL PAID IN FY 24
LAWRENCEVILLE SURGERY CENTER	WORKERS' COMPENSATION MEDICAL EXPENSES						\$ 126,593.41	\$ 126,593.41
LB FOSTER COMPANY	STOCK: LINEAR PARTS					\$ 84,146.00	\$84,146.00	\$ 84,146.00
LCC OFFICE ACQUISITIONS, LLC	575 MOROSGO LEASE AGREEMENT	P50303	12/21/2022	None	\$352,557.33		\$ 8,564,206.52	\$ 4,393,332.01
LCC OFFICE ACQUISITIONS, LLC	DESIGN SERVICES FOR 575 MOROSGO	P50318	12/20/2022	Three (3) Years w/ Two (2) One (1) Year	\$6,100,000.00		\$ 5,632,759.20	\$ 33,777.12
LDV, INC.	MPD CUSTOMIZED BOMB TRUCK	B50206	5/4/2023	Two (2) Years	\$ 547,159.00		\$ 547,159.00	\$ 547,159.00
LEARNING SERVICES GEORGIA LLC	WORKERS' COMPENSATION MEDICAL EXPENSES						\$ 313,120.00	\$ 313,120.00
LES SERVICES ELECTRO-TECHNO INC.	STOCK, COMMUNICATIONS PARTS					\$ 45,346.00	\$ 45,346.00	\$ 45,346.00
LEWIS, RICKIE	LEGAL SETTLEMENT						\$ 20,125.00	\$ 20,125.00
LEX MAGNA LAW	LEGAL SETTLEMENT						\$ 350,000.00	\$ 350,000.00
LINDBERGH CITY CENTER OWNER'S ASSOC	LINDBERGH CITY CENTER ASSOCIATION CAPITAL IMPROVEMENTS						\$ 3,433,680.13	\$ 653,137.14
LUCILLE FAMBROUGH	WORKERS' COMPENSATION BENEFITS						\$ 34,939.87	\$ 34,939.87
LUMINATOR TECHNOLOGY GROUP, INC.	STOCK, COMMUNICATIONS PARTS					\$ 231,289.63	\$231,289.63	\$231,289.63
LYDEN OIL COMPANY	STOCK, COMMUNICATIONS PARTS					\$ 88,425.00	\$ 88,425.00	\$ 88,425.00
LYFT, INC.	MARTA - LYFT PARTNERSHIP	L48275	3/18/2021	Three (3) Years	\$706,000.00		\$ 770,745.72	\$ 67,938.73
LYNCHVAL SYSTEMS WORLDWIDE, INC.	LYNCHVAL UPGRADE					\$ 65,000.00	\$ 65,000.00	\$ 65,000.00
MAGBY APPRAISALS	LEGAL EXPENSE						\$ 20,028.66	\$ 20,028.66
MAGNA LEGAL SERVICES LLC	CONSULTING SERVICES						\$ 157,880.13	\$ 157,880.13
MAHOGANY JOHNSON	WORKERS' COMPENSATION BENEFITS						\$ 27,152.56	\$ 27,152.56
MAIGA, SHARON	WORKERS' COMPENSATION BENEFITS						\$ 39,517.20	\$ 39,517.20

METROPOLITAN ATLANTA RAPID TRANSIT AUTHORITY								
PAYMENTS AND CONTRACTS \$20,000 OR MORE								
(FOR THE PERIOD OF JULY 1, 2024 THROUGH JUNE 30, 2025)								
	PURPOSE	CONTRACT NUMBER	AWARD DATE	BASE TERM W/ OPTIONS	AWARD AMOUNT	PAYMENTS MADE VIA SMALL PURCHASES, PO OR OTHER	TOTAL CONTRACT VALUE PAID TO DATE IN AP	TOTAL PAID IN FY 24
MALLORY & EVANS SERVICE CO.	RATIFICATION - MALLORY & EVANS						\$ 23,977.59	\$ 23,977.59
MANSFIELD POWER AND GAS, LLC	COMPRESSED NATURAL GAS SUPPLY	B50103	10/3/2022	Two (2) Years	\$22,086,293.00		\$ 13,703,269.76	\$ 4,553,331.00
MANSON, TRACY	WORKERS' COMPENSATION BENEFITS						\$ 33,289.07	\$ 33,289.07
MARK FOSTER COMPANY	POLICE PROMOTIONAL ASSESSMENT SERVICES AGREEMENT	L50649	3/10/2025	One (1) Year	\$32,500.00		\$ 20,000.00	\$ 20,000.00
MARSH USA, INC.	PROPERTY AND CASUALTY INSURANCE BROKERAGE SERVICES						\$ 18,293,643.08	\$ 18,293,643.08
MARSH USA, INC.	PROCUREMENT OF PROPERTY AND CASUALTY INSURANCE BROKERAGE SERVICES	P48464	7/22/2021	Two (2) Years, w/ Three (3) One (1) Year	\$360,000.00		\$ 231,250.00	\$ 73,750.00
MARTA EMPLOYEE'S CLUB	MARTA EMPLOYEE CLUB DUES						\$ 175,071.00	\$ 175,071.00
MARYLAND CHILD SUPPORT ACCOUNT	GARNISHMENT - CHILD SUPPORT - PAYROLL DEDUCTION						\$ 28,647.95	\$ 28,647.95
MASSEY LAW GROUP	LEGAL SETTLEMENT						\$ 120,000.00	\$ 120,000.00
MATHES VIDEO PRODUCTION	VIDEO PRODUCTION FOR STATE OF MARTA 2025						\$ 24,937.00	\$ 24,937.00
MATHES VIDEO PRODUCTION	RATIFICATION - VIDEO PRODUCTION FOR 2024 EMPLOYEE RECOGNITION CEREMONY						\$ 30,594.00	\$ 30,594.00
MATRIX RAILWAY CORP.	STOCK, RAIL CAR PARTS					\$ 40,425.00	\$ 40,425.00	\$ 40,425.00
MAXAIR MECHANICAL, INC.	HEATING, VENTILATION, AIR CONDITIONING AND REFRIGERATION SERVICES FOR THE MARTA's HEADQUARTERS COMPLEX	B50403	5/29/2024	Two (2) Years w/ Two (2) One (1) Year	\$1,721,144.00		\$ 551,620.03	\$ 525,699.03
MAXEY, BRIDGETTE R	WORKERS' COMPENSATION BENEFITS						\$ 21,027.35	\$ 21,027.35
MAYER ELECTRIC SUPPLY COMPANY, INC.	STOCK: TELEPHONY LINEAR COMMUNICATIONS PARTS					\$ 56,358.45	\$ 56,358.45	\$ 56,358.45
MCCAIN, REKITA V.	WORKERS' COMPENSATION BENEFITS						\$ 37,886.73	\$ 37,886.73
MCIMETRO ACCESS TRANSMISSION SERVICES LLC	MCI METRO AGREEMENT - SUMMERHILL UTILITY WORK ORDER	P50414	11/20/2023	None	\$66,500.00		\$ 66,500.00	\$ 66,500.00
MCPHERSON OIL CO. INC.	DIESEL EXHAUST FLUID	B48662A	9/16/2022	Two (2) Years w/ Two (2) One (1) Year	\$540,600.00		\$ 345,563.12	\$ 151,267.02
MCPHERSON OIL CO. INC.	OIL FOR TRANSIT BUSES AND AUTOMOBILES	B50166	4/28/2023	Three (3) Years w/ Two (2) One (1) Year	\$4,246,535.00		\$ 959,441.60	\$ 482,941.53

METROPOLITAN ATLANTA RAPID TRANSIT AUTHORITY								
PAYMENTS AND CONTRACTS \$20,000 OR MORE								
(FOR THE PERIOD OF JULY 1, 2024 THROUGH JUNE 30, 2025)								
	PURPOSE	CONTRACT NUMBER	AWARD DATE	BASE TERM W/ OPTIONS	AWARD AMOUNT	PAYMENTS MADE VIA SMALL PURCHASES, PO OR OTHER	TOTAL CONTRACT VALUE PAID TO DATE IN AP	TOTAL PAID IN FY 24
MCPHERSON OIL CO. INC.	STOCK, BUS PARTS					\$ 109,754.87	\$109,754.87	\$109,754.87
MC'S PAINTING & DECORATING CO.	FLOORING INSTALLATION	Q50198	3/13/2023	One (1) Year	\$199,995.44		\$ 191,039.00	\$ 41,505.00
MDS POWER INC	BATTERY CHARGERS FOR TPSS CONTROL POWER SUPPLY						\$ 33,798.00	\$ 33,798.00
MDS POWER INC	STOCK LINIER PARTS					\$ 158,787.00	\$158,787.00	\$158,787.00
MELISSA J. DAVEY CH. 13 TRUSTEE	GARNISHMENT - CHAPTER 13 - PAYROLL DEDUCTION						\$ 120,975.25	\$ 120,975.25
MERCER US, LLC	COMPENSATION STUDY FOR RECRUITING, RETENTION, AND TOTAL COMPENSATION	L50521	6/7/2024	Six (6) Years	\$160,000.00		\$ 120,000.00	\$ 120,000.00
MERLINOS & ASSOCIATES, INC	ACTUARIAL SERVICES FOR PROPOERTY AND CASUALTY RESERVES AND FUNDING REQUIREMENTS	L50511	4/15/2024	Three (3) Years w/ Two (2) One (1) Year	\$199,715.00		\$ 38,500.00	\$ 38,500.00
METLIFE	VOLUNTARY BENEFIT - EMPLOYEE PAID - PAYROLL DEDUCTION						\$ 177,502.96	\$ 177,502.96
METRO VAC & BROOM SERVICES	PARKING LOT SWEEPING	B50151	4/7/2023	Two (2) Years w/ Two (2) One (1) Year	\$498,635.52		\$ 277,302.25	\$ 138,220.91
METZGER CARE SOLUTIONS LLC	WORKERS' COMPENSATION BENEFITS						\$ 35,279.74	\$ 35,279.74
MHC KENWORTH ATLANTA	STOCK, BUS PARTS					\$ 2,188,444.19	\$2,188,444.19	\$2,188,444.19
MICHAEL COOK	WORKERS' COMPENSATION BENEFITS						\$ 38,400.00	\$ 38,400.00
MICHAEL M. DAY LAW FIRM, LLC	LEGAL SETTLEMENT						\$ 33,000.00	\$ 33,000.00
MICRO STRATEGIES INC	LEGAL DOCUMENT MANAGEMENT SOFTWARE						\$ 23,725.00	\$ 23,725.00
MICROSOFT CORPORATION	MICROSOFT UNITED SUPPORT SERVICES	P50507	5/31/2024	Three (3) Years	\$849,466.00		\$ 198,377.86	\$ 198,377.86
MILANO, EDWARD CHARLES	WORKERS' COMPENSATION BENEFITS						\$ 38,856.94	\$ 38,856.94
MILES MEDIATION & ARBITRATION SERVICE	MEDIATION AND ARBITRATION SERVICES						\$ 36,747.50	\$ 36,747.50
MILLER, SHEMEKA	WORKERS' COMPENSATION BENEFITS						\$ 28,000.00	\$ 28,000.00
MINGLEDORFF'S INC - NORCROSS	INDOOR-SELF CONTAINED 10 ON UNIT					\$ 22,357.00	\$ 22,357.00	\$ 22,357.00

METROPOLITAN ATLANTA RAPID TRANSIT AUTHORITY								
PAYMENTS AND CONTRACTS \$20,000 OR MORE								
(FOR THE PERIOD OF JULY 1, 2024 THROUGH JUNE 30, 2025)								
	PURPOSE	CONTRACT NUMBER	AWARD DATE	BASE TERM W/ OPTIONS	AWARD AMOUNT	PAYMENTS MADE VIA SMALL PURCHASES, PO OR OTHER	TOTAL CONTRACT VALUE PAID TO DATE IN AP	TOTAL PAID IN FY 24
MINNESOTA LIFE INSURANCE COMPANY	GROUP LIFE AND ACCIDENTAL DEATH & DISMEMBERMENT INSURANCE COVERAGES	P43938	7/1/2020	Three (3) Years w/Two (2) One (1) Year	\$558,203,229.55		\$ 12,968,696.47	\$ 2,764,325.82
MINNIFIELD LAW GROUP, LLC	LEGAL SETTLEMENT						\$ 425,000.00	\$ 425,000.00
MOBILITAS INSURANCE COMPANY	AUTOMOBILE SUBROGATION CLAIM						\$ 22,013.78	\$ 22,013.78
MODEL 1 COMMERCIAL VEHICLES, INC.	MOBILITY SERVICES VEHICLES	P50615	1/22/2025	One (1) Year	\$5,499,784.00		\$ 2,459,930.00	\$ 2,459,930.00
MODSTREET	KENSINGTON STATION TACTICAL URBANISM	P50468	4/19/2024	Eighteen (18) Months	\$196,630.34		\$ 194,137.75	\$ 194,137.75
MOHAWK MFG. & SUPPLY CO.	MINNIFIELD					\$ 132,629.89	\$132,629.89	\$132,629.89
MONGE & ASSOCIATES	LEGAL SETTLEMENT						\$ 375,000.00	\$ 375,000.00
MONTLICK & ASSOCIATES, P.C.	LEGAL SETTLEMENT						\$ 58,877.99	\$ 58,877.99
MORGAN & MORGAN ATLANTA, PLLC	LEGAL SETTLEMENT						\$ 9,409,303.94	\$ 9,409,303.94
MORRIS, AJA	WORKERS' COMPENSATION BENEFITS						\$ 34,093.71	\$ 34,093.71
MOTOROLA SOLUTIONS, INC.	RADIO COMMUNICATIONS SYSTEM UPGRADE- PHASE III	P47860	6/25/2021	Three (3) Years	\$29,900,000.00		\$ 23,623,494.00	\$ 2,015,760.00
MPHO UBA	WORKERS' COMPENSATION BENEFITS						\$ 21,093.93	\$ 21,093.93
MR. DONALD J. WILLIAMS	WORKERS COMPENSATION SETTLEMENT						\$ 100,000.00	\$ 100,000.00
MR. GREGORY R. DIXON	WORKERS COMPENSATION SETTLEMENT						\$ 293,388.00	\$ 293,388.00
MR. GREGORY LOCKHART	WORKERS' COMPENSATION BENEFITS						\$ 23,560.55	\$ 23,560.55
MR. JAMES WARD	WORKERS COMPENSATION SETTLEMENT						\$ 155,763.25	\$ 155,763.25
MR. JESSE WHITE	WORKERS' COMPENSATION BENEFITS						\$ 24,000.00	\$ 24,000.00
MR. KEITH WILLIAMS	WORKERS COMPENSATION SETTLEMENT						\$ 52,500.00	\$ 52,500.00
MR. KENNETH GRAY	WORKERS' COMPENSATION BENEFITS						\$ 26,325.00	\$ 26,325.00

METROPOLITAN ATLANTA RAPID TRANSIT AUTHORITY								
PAYMENTS AND CONTRACTS \$20,000 OR MORE								
(FOR THE PERIOD OF JULY 1, 2024 THROUGH JUNE 30, 2025)								
	PURPOSE	CONTRACT NUMBER	AWARD DATE	BASE TERM W/ OPTIONS	AWARD AMOUNT	PAYMENTS MADE VIA SMALL PURCHASES, PO OR OTHER	TOTAL CONTRACT VALUE PAID TO DATE IN AP	TOTAL PAID IN FY 24
MR. LAWRENCE E. ALEXANDER	WORKERS COMPENSATION SETTLEMENT						\$ 38,047.00	\$ 38,047.00
MR. RICKIE LEWIS	WORKERS COMPENSATION SETTLEMENT						\$ 33,678.69	\$ 33,678.69
MR. ROBERT ROBINSON	WORKERS' COMPENSATION BENEFITS						\$ 23,066.83	\$ 23,066.83
MR. RODNEY CRAIG	WORKERS COMPENSATION SETTLEMENT						\$ 128,777.50	\$ 128,777.50
MR. YUL TROUPE	WORKERS COMPENSATION SETTLEMENT						\$ 76,865.80	\$ 76,865.80
MRS. KAREN COOK	WORKERS COMPENSATION SETTLEMENT						\$ 197,727.00	\$ 197,727.00
MS. AVIS BURRELL	WORKERS' COMPENSATION BENEFITS						\$23,400.00	\$ 23,400.00
MS. CONNIE ALE	WORKERS COMPENSATION SETTLEMENT						\$ 78,708.41	\$ 78,708.41
MS. DEBORAH MCCLOUD	LEGAL SETTLEMENT						\$ 48,750.00	\$ 48,750.00
MS. DEBORAH WHITE	WORKERS' COMPENSATION BENEFITS						\$ 22,528.00	\$ 22,528.00
MS. DENESSERIE MCGHEE	WORKERS COMPENSATION SETTLEMENT						\$ 56,250.00	\$ 56,250.00
MS. EVETTE SWAFFORD	WORKERS' COMPENSATION BENEFITS						\$ 24,799.18	\$ 24,799.18
MS. KAYLA MARIE HILL	WORKERS' COMPENSATION BENEFITS						\$ 22,098.55	\$ 22,098.55
MS. JULISSIA JACKSON	WORKERS' COMPENSATION BENEFITS						\$ 57,883.75	\$ 57,883.75
MS. LOIS HARRIS	WORKERS COMPENSATION SETTLEMENT						\$ 208,312.31	\$ 208,312.31
MS. MADISON HARRIS	WORKERS' COMPENSATION BENEFITS						\$ 20,323.16	\$ 20,323.16
MS. MARILYN BRYANT	WORKERS COMPENSATION SETTLEMENT						\$48,750.00	\$ 48,750.00
MS. MARJORIE HEMINGWAY	WORKERS COMPENSATION SETTLEMENT						\$ 24,250.49	\$ 24,250.49
MS. NOEMI MANUEL	WORKERS COMPENSATION SETTLEMENT						\$ 52,228.41	\$ 52,228.41

METROPOLITAN ATLANTA RAPID TRANSIT AUTHORITY								
PAYMENTS AND CONTRACTS \$20,000 OR MORE								
(FOR THE PERIOD OF JULY 1, 2024 THROUGH JUNE 30, 2025)								
	PURPOSE	CONTRACT NUMBER	AWARD DATE	BASE TERM W/ OPTIONS	AWARD AMOUNT	PAYMENTS MADE VIA SMALL PURCHASES, PO OR OTHER	TOTAL CONTRACT VALUE PAID TO DATE IN AP	TOTAL PAID IN FY 24
MS. PANDORA SWINT	WORKERS' COMPENSATION BENEFITS						\$ 23,407.80	\$ 23,407.80
MS. PATRICIA LAIN-PARKER	WORKERS' COMPENSATION BENEFITS						\$27,746.72	\$ 27,746.72
MS. REGINA CRAWFORD	WORKERS' COMPENSATION BENEFITS						\$26,010.51	\$ 26,010.51
MS. SADE A BARKER	WORKERS' COMPENSATION BENEFITS						\$ 35,100.00	\$ 35,100.00
MS. SHARON DENNARD	WORKERS COMPENSATION SETTLEMENT						\$ 66,876.62	\$ 66,876.62
MS. SHAVONDA KIDD	WORKERS' COMPENSATION BENEFITS						\$ 147,012.05	\$ 147,012.05
MS. SHIRLEY A. JOHNSON	WORKERS' COMPENSATION BENEFITS						\$ 29,900.00	\$ 29,900.00
MS. YVETTE BROWN	WORKERS' COMPENSATION BENEFITS						\$ 26,071.43	\$ 26,071.43
MTM RECOGNITION CORP.	EMPLOYEE RECOGNITION PLATFORM	Q48430	10/19/2021	Four (4) Years	\$181,964.00		\$ 181,592.93	\$ 30,481.00
MUNCIE TRANSIT SUPPLY	STOCK, BUS PARTS					\$ 142,575.06	\$142,575.06	\$142,575.06
MURPHY & ASSOCIATES, LLC	LEGAL SETTLEMENT						\$ 31,000.00	\$ 31,000.00
MY 25% LAWYER PC	LEGAL SETTLEMENT						\$ 29,500.00	\$ 29,500.00
NACO DEFERRED COMP-PEBSCO	A DEFINED CONTRIBUTION PLAN THAT IS FULLY FUNDED BY EMPLOYEES AND THE EMPLOYEES COVER ALL COSTS ASSOCIATED WITH THE PLAN						\$ 22,069,440.18	\$ 22,069,440.18
NANCE, TASHA R.	WORKERS COMPENSATION SETTLEMENT						\$ 95,564.68	\$ 95,564.68
NASIR, TAHEERAH S	WORKERS' COMPENSATION BENEFITS						\$ 25,562.52	\$ 25,562.52
NATASHA HEGLER	WORKERS' COMPENSATION BENEFITS						\$ 28,683.72	\$ 28,683.72
NATIONAL EPIDURAL & HERNIA NETWORK, LLC	WORKERS COMPENSATION MEDICAL PAYMENTS						\$ 23,643.74	\$ 23,643.74
NELSON/NYGAARD	TRANSIT SCHEDULING SUPPORT SERVICES	L50415	9/28/2023	Nine (9) Years	\$198,000.00		\$351,252.50	\$ 206,657.50
NEOPART TRANSIT LLC	STOCK, BUS PARTS					\$ 533,202.34	\$533,202.34	\$533,202.34

METROPOLITAN ATLANTA RAPID TRANSIT AUTHORITY								
PAYMENTS AND CONTRACTS \$20,000 OR MORE								
(FOR THE PERIOD OF JULY 1, 2024 THROUGH JUNE 30, 2025)								
	PURPOSE	CONTRACT NUMBER	AWARD DATE	BASE TERM W/ OPTIONS	AWARD AMOUNT	PAYMENTS MADE VIA SMALL PURCHASES, PO OR OTHER	TOTAL CONTRACT VALUE PAID TO DATE IN AP	TOTAL PAID IN FY 24
NETSYNC NETWORK SOLUTIONS, INC.	CISCO SMARTNET DEVICE AND CISCO ISE	P50362	10/26/2023	Three (3) Years	\$754,224.61		\$ 502,816.40	\$ 251,408.20
NETSYNC NETWORK SOLUTIONS, INC.	STATION PHONES PHASE II	B50412	4/9/2024	Three (3) Years	\$3,865,125.78		\$ 1,735,766.92	\$ 1,735,766.92
NETSYNC NETWORK SOLUTIONS, INC.	ANNUAL RENEWAL OF KNOWBE4 SECURITY AWARENESS TRAINING SUBSCRIPTION DIAMOND					\$ 29,887.76	\$29,887.76	\$ 29,887.76
NETSYNC NETWORK SOLUTIONS, INC.	CROWDSTRIKE FALCON ENTERPRISE					\$ 158,529.15	\$ 158,529.15	\$ 158,529.15
NEW FLYER OF AMERICA	PROCUREMENT OF MARTA BUSES (SIXTY- FOOT BATTERY ELECTRIC BUS)	P50104	7/20/2023	Five (5) Years	\$52,200,344.00		\$30,537,045.64	\$30,537,045.64
NEW JERSEY FAMILY SUPPORT PMT	GARNISHMENT - CHILD SUPPORT - PAYROLL DEDUCTION						\$ 20,987.49	\$ 20,987.49
NEW SOUTH - SYNERGY A JOINT VENTURE	BROOKHAVEN OGLETHORPE STATION FLOORING REPLACEMENT	B50185	4/4/2024	One (1) Year	\$3,180,485.00		\$ 2,591,808.00	\$ 2,591,808.00
NEW YORK LIFE INSURANCE COMPANY	WORKERS COMPENSATION SETTLEMENT						\$26,120.00	\$26,120.00
NICHOLAS LEE BENSON	FIVE POINTS STATION ARTWORK	L50561	9/6/2024	Three (3) Years	\$42,683.00		\$ 42,683.00	\$ 42,683.00
NICHOLSON TRANSFER INC.	MARTA CLEVELAND/METROPOLITAN ART WAREHOUSE (BUS SHELTER STORAGE)						\$ 29,500.00	\$ 29,500.00
NICK SCHNYDER LAW FIRM LLC	LEGAL SETTLEMENT						\$ 125,000.00	\$ 125,000.00
NOBLE, LORETTA DENISE	WORKERS' COMPENSATION BENEFITS						\$ 24,614.20	\$ 24,614.20
NORTHERN TRUST COMPANY	NON REP PENSION - EMPLOYER & EMPLOYEE PAID - PAYROLL DEDUCTION						\$ 21,716,576.16	\$ 21,716,576.16
NORTHSIDE SURGICAL PROFESSIONAL SERVICES LLC	WORKERS COMPENSATION MEDICAL PAYMENTS						\$ 21,202.19	\$ 21,202.19
NORWOOD, RODERICK A.	WORKERS' COMPENSATION BENEFITS						\$ 34,057.14	\$ 34,057.14
NYS CHILD SUPPORT PROCESS CTR	GARNISHMENT - CHILD SUPPORT - PAYROLL DEDUCTION						\$ 108,826.84	\$ 108,826.84
ODENEAL, BRIAN K.	WORKERS' COMPENSATION BENEFITS						\$29,571.43	\$ 29,571.43
OHIO CHILD SUPP PAY CENTRAL	GARNISHMENT - CHILD SUPPORT - PAYROLL DEDUCTION						\$25,603.93	\$ 25,603.93
OPENSESAME INC	OPENSESAME PLUS SUBSCRIPTION CATALOG						\$ 164,800.00	\$ 41,600.00

METROPOLITAN ATLANTA RAPID TRANSIT AUTHORITY								
PAYMENTS AND CONTRACTS \$20,000 OR MORE								
(FOR THE PERIOD OF JULY 1, 2024 THROUGH JUNE 30, 2025)								
	PURPOSE	CONTRACT NUMBER	AWARD DATE	BASE TERM W/ OPTIONS	AWARD AMOUNT	PAYMENTS MADE VIA SMALL PURCHASES, PO OR OTHER	TOTAL CONTRACT VALUE PAID TO DATE IN AP	TOTAL PAID IN FY 24
ORACLE AMERICA, INC.	MAINTENANCE AND SUPPORT FOR ORACLE DATABASE, ERP, AND ID MANAGEMENT	P27978	12/21/2012	Twelve (12) Years	\$22,938,274.22		\$ 15,731,602.06	\$ 4,973,870.15
ORACLE AMERICA, INC.	PRIMAVERA UNIFIER CLOUD SERVICE AND PROFESSIONAL CONSULTING SERVICES	P43333	4/23/2019	Five (5) Years	\$5,282,049.89		\$ 43,894.57	
ORIGAMI RISK, LLC	RISK MANAGEMENT INFORMATION SAAS SYSTEM	P44741	11/26/2019	Three (3) Years w/ Two (2) One (1) Year	\$1,040,429.25		\$ 1,118,006.75	\$77,577.50
ORIGINAL 7	STOCK: COMMON PARTS					\$ 89,664.12	\$89,664.12	\$89,664.12
ORTHOPAEDICS SURGERY CENTER-AUSTELL, LLC	WORKERS COMPENSATION MEDICAL PAYMENTS						\$39,070.91	\$ 39,070.91
OVERHEAD DOOR CO. OF ATLANTA	COMMERCIAL DOORS AND INSTALLATION	P50202	10/18/2023	One (1) Year	\$2,000,000.00		\$1,291,253.63	\$ 966,779.63
PACIFIC LIFE & ANNUITY SERVICES, INC.	LEGAL SETTLEMENT						\$1,242,970.00	\$ 1,242,970.00
PARAGON ID HIGH POINT US	CONTACTLESS SMART CARD FARE MEDIA	B47281	7/6/2021	Two (2) Years w/ Three (3) One (1) Year Options	\$ 4,725,450.00		\$3,055,566.80	\$ 1,136,410.00
PARKER POE ADAMS.. & BERNSTEIN LLP	CONDEMNATION OF PARCELS FOR CITY OF EAST POINT						\$ 104,997.46	\$ 27,050.00
PARKER POE ADAMS.. & BERNSTEIN LLP	CONDEMNATION OF PARCELS FOR CLEVELAND/METROPOLITAN ART (CITY OF ATLANTA)						\$ 175,303.52	\$ 129,969.00
PARKER POE ADAMS.. & BERNSTEIN LLP	AGREEMENT FOR COMPENSATION OF TENANT TRADE FIXTURES						\$ 226,157.00	\$ 226,157.00
PARKER POE ADAMS.. & BERNSTEIN LLP	CONDEMNATION SETTLEMENT 5265 OLD DIXIE ROAD						\$605,519.47	\$605,519.47
PARKER POE ADAMS.. & BERNSTEIN LLP	RELOCATION PAYMENT 5265 OLD DIXIE HWY/ATL FREIGHT						\$ 44,353.01	\$ 44,353.01
PARKER POE ADAMS.. & BERNSTEIN LLP	SETTLEMENT FUNDS/AGREEMENT AND RELEASE FOR PARCEL SUMMERHILL B132 (1078 HANK AARON) - MOSQUE						\$ 494,183.00	\$ 494,183.00
PARKER POE ADAMS.. & BERNSTEIN LLP	ATL FREIGHT - SETTLEMENT - BUSINESS LOSS CLAIM						\$ 3,529,194.33	\$ 3,529,194.33
PARKER POE ADAMS.. & BERNSTEIN LLP	LEGAL SETTLEMENT						\$ 120,000.00	\$ 120,000.00
PARRISH, AMELIA	WORKERS' COMPENSATION BENEFITS						\$ 23,272.27	\$ 23,272.27
PARRISH, SMITH ASSOCIATES	PROFESSIONAL SERVICES FOR STRATEGIC PLANNING						\$ 30,000.00	\$ 30,000.00
PARSONS TRANSPORTATION GROUP, INC.	PROFESSIONAL SERVICES FOR CBTC RFP REVIEW	L50384	8/16/2023	Four (4) Months	\$98,650.00		\$ 40,213.01	\$ 40,213.01

METROPOLITAN ATLANTA RAPID TRANSIT AUTHORITY								
PAYMENTS AND CONTRACTS \$20,000 OR MORE								
(FOR THE PERIOD OF JULY 1, 2024 THROUGH JUNE 30, 2025)								
	PURPOSE	CONTRACT NUMBER	AWARD DATE	BASE TERM W/ OPTIONS	AWARD AMOUNT	PAYMENTS MADE VIA SMALL PURCHASES, PO OR OTHER	TOTAL CONTRACT VALUE PAID TO DATE IN AP	TOTAL PAID IN FY 24
PAUL DAVIS DBA GOOD CHOICE X-PERT TREE SERVICE LLC	ON-CALL SNOW AND DEBRIS REMOVAL SERVICES	B47306	8/5/2022	Three (3) Years	\$499,950.00		\$ 583,040.70	\$ 155,497.30
PEACHTREE ORTHOPAEDIC CLINIC	WORKERS COMPENSATION MEDICAL PAYMENTS						\$ 177,661.76	\$ 177,661.76
PEACHTREE ORTHOPAEDIC SURGERY CENTER AT PERIMETER, LLC	WORKERS COMPENSATION MEDICAL PAYMENTS						\$ 45,043.89	\$ 45,043.89
PEACHTREE ORTHOPAEDIC SURGERY CENTER AT PIEDMONT, LLC	WORKERS COMPENSATION MEDICAL PAYMENTS						\$ 90,402.50	\$ 90,402.50
PEDRAN DUNCAN	WORKERS' COMPENSATION BENEFITS						\$ 29,829.62	\$ 29,829.62
PEOPLE'S JANITORIAL SUPPLIES	STOCK: COMMON PARTS					\$ 275,555.23	\$275,555.23	\$275,555.23
PEREGRINE TECHNOLOGIES	PEREGRINE SOFTWARE	P50454	3/5/2024	One (1) Year	\$195,000.00		\$195,000.00	\$195,000.00
PERFORMANCE FRICTION CORPORATION	STOCKL, BUS PARTS					\$ 223,443.27	\$223,443.27	\$223,443.27
PERFORMANCE REVIEW INSTITUTE, INC.	PROFESSIONAL SERVICES FOR ISO AUDITING SERVICES	L50236	1/2/2023	Three (3) Years	\$104,998.71		\$ 92,866.95	\$ 25,113.02
PERRY, BREEJEA S	WORKERS' COMPENSATION BENEFITS						\$23,493.75	\$ 23,493.75
PETER A. LAW, P.C.	LEGAL SETTLEMENT						\$15,000,000.00	\$ 15,000,000.00
PICKARD, DONALD D JR	WORKERS' COMPENSATION BENEFITS						\$21,930.10	\$ 21,930.10
PICKENS, TIJUWANA C.	WORKERS' COMPENSATION BENEFITS						\$32,266.45	\$ 32,266.45
PIEDMONT HOSPITAL	WORKERS COMPENSATION MEDICAL PAYMENTS						\$ 58,861.04	\$ 58,861.04
PIEDMONT ORTHOPEDICS, LLC	WORKERS COMPENSATION MEDICAL PAYMENTS						\$ 51,037.78	\$ 51,037.78
PINNACLE PUBLIC FINANCE, INC.	AUTHORITY-WIDE ENERGY SAVINGS PERFORMANCE CONTRACT (WITH FINANCING FROM PINNACLE PUBLIC FINANCE, INC.)	P37274-A	10/31/2017	Seventeen (17) Years	\$36,507,715.86		\$ 14,654,668.86	\$ 2,354,065.98
PINNACLE TOWERS, LLC	LEASE AGREEMENT FOR RADIO ANTENNA SITE (CROWN CASTLE) - STONE MOUNTAIN	L40123	5/16/2002	Five (5) Years w/ Three (3) Five (5) Year	\$4,689,765.11		\$326,095.18	\$ 79,851.42
PITNEY BOWES, INC.	SMART LOCKERS	Q49706	11/11/2022	One (1) Year	\$ 86,707.97		\$ 86,707.96	\$ 86,707.96
PLATT, TRALIS	WORKERS' COMPENSATION BENEFITS						\$ 30,180.32	\$ 30,180.32

METROPOLITAN ATLANTA RAPID TRANSIT AUTHORITY								
PAYMENTS AND CONTRACTS \$20,000 OR MORE								
(FOR THE PERIOD OF JULY 1, 2024 THROUGH JUNE 30, 2025)								
	PURPOSE	CONTRACT NUMBER	AWARD DATE	BASE TERM W/ OPTIONS	AWARD AMOUNT	PAYMENTS MADE VIA SMALL PURCHASES, PO OR OTHER	TOTAL CONTRACT VALUE PAID TO DATE IN AP	TOTAL PAID IN FY 24
PNC BANK, N.A.	REPRESENTED EMPLOYEES RETIREMENT FUND						\$ 19,090,570.42	\$ 19,090,570.42
POWELL & ASSOCIATES	LEGAL SETTLEMENT						\$ 251,000.00	\$ 251,000.00
POWERDMS, INC.	POLICE POWER DMS SOFTWARE	P45797	2/22/2021	Five (5) Years	\$135,240.57		\$ 135,240.57	\$ 39,675.04
PRE-PAID LEGAL SERVICES, INC.	VOLUNTARY BENEFIT PROGRAM AT NO COST TO THE AGENCY						\$ 116,658.89	\$ 116,658.89
PRESIDIO NETWORKED SOLUTIONS	LICENSES FOR VERINT CALL RECORDER	L50135	7/1/2022	Thirty One (31) Years	\$98,100.36		\$ 98,100.36	\$ 38,334.36
PRESIDIO NETWORKED SOLUTIONS	PROCUREMENT FOR TARGET ATTACK PROTECTION AND EMAIL FRAUD DEFENSE SOFTWARE	B50142	9/19/2022	Four (4) Years	\$850,319.15		\$ 627,353.05	\$ 212,369.61
PRESIDIO NETWORKED SOLUTIONS	VMWARE VSPHERE FOUNDATION MAINTENANCE AND SUPPORT SERVICES	B50525	11/11/2024	Three (3) Years	\$516,824.43		\$ 157,503.36	\$ 157,503.36
PRIME HEALTHCARE FOUNDATION SOUTHERN REGIONAL, LLC	WORKERS COMPENSATION MEDICAL PAYMENTS						49271.65	\$ 49,271.65
PROGRESSIVE PREMIER INSURANCE COMPANY OF ILLINOIS	LEGAL SETTLEMENT						\$ 46,077.89	\$ 46,077.89
PROGRESSIVE SUPPLY	STOCK: COMMON PARTS					\$ 260,342.24	\$260,342.24	\$260,342.24
PRUDENTIAL ASSIGNED SETTLEMENT SERVICES CORP	LEGAL SETTLEMENT						\$750,000.00	\$750,000.00
PURCHASING POWER, LLC	VOLUNTARY BENEFIT PROGRAM AT NO COST TO THE AGENCY						\$1,943,537.22	\$ 1,943,537.22
PYE-BARKER FIRE & SAFETY, LLC	EMERGENCY PROCUREMENT - MARTA ASHBY TUNNEL FIRE LINE REPAIR						\$26,255.58	\$ 26,255.58
QUADIENT, INC.	LEASE AND MAINTENANCE OF MAIL CENTER EQUIPMENT	Q50510	10/2/2024	Two (2) Years	\$ 199,680.48		\$69,960.09	\$ 69,960.09
QUAYVIUS JONES	WORKERS' COMPENSATION BENEFITS						\$ 31,388.76	\$ 31,388.76
RADFORD SCOTT LLP	LEGAL SETTLEMENT						\$ 45,562.30	\$ 45,562.30
RADIX US	PROFESSIONAL CONSULTING SERVICES	L50614	11/8/2024	Six (6) Years	\$199,500.00		\$ 62,470.00	\$ 34,620.00
Rail IT, LLC	TCM UPGRADE AND DEPLOYMENT OF PLC'S SYSTEMWIDE	P50522	11/14/2024	Twelve (12) Years	\$180,000.00		\$ 120,000.00	\$ 120,000.00
RAILROAD FRICTION PRODUCTS CORP.	STOCK, RAIL CAR PARTS					\$ 82,358.08	\$82,358.08	\$82,358.08

METROPOLITAN ATLANTA RAPID TRANSIT AUTHORITY								
PAYMENTS AND CONTRACTS \$20,000 OR MORE								
(FOR THE PERIOD OF JULY 1, 2024 THROUGH JUNE 30, 2025)								
	PURPOSE	CONTRACT NUMBER	AWARD DATE	BASE TERM W/ OPTIONS	AWARD AMOUNT	PAYMENTS MADE VIA SMALL PURCHASES, PO OR OTHER	TOTAL CONTRACT VALUE PAID TO DATE IN AP	TOTAL PAID IN FY 24
RAILWORKS TRACK SYSTEM, INC.	TRACK RENOVATIONS						\$ 255,999.41	\$ 255,999.41
RAILWORKS TRACK SYSTEM, INC.	TRACK RENOVATIONS PHASE IV (TRIV)	B31586	10/9/2018	Six (6) Years	\$ 133,570,361.00		\$ 69,893,287.27	\$ 2,244,000.59
RAM INDUSTRIAL SERVICES, INC.	SMALL AC MOTOR OVERHAUL AND REPAIR SERVICES	B50273	3/19/2024	One (1) Year	\$287,641.00		\$ 34,240.00	\$ 34,240.00
RAMEY, BOBBY	WORKERS' COMPENSATION BENEFITS						\$ 26,325.00	\$ 26,325.00
RANSOM, TONYA	WORKERS' COMPENSATION BENEFITS						\$ 21,119.88	\$ 21,119.88
REALTY ACQUISITION PARTNERS, LLC	REVIEW APPRAISALS BY REALTY ACQUISITION PARTNERS, LLC						\$ 62,750.00	\$ 46,750.00
REFLEXIONS DATA LLC	REPLACEMENT OF THE EXISTING PUBLIC FACING MARTA WEBSITE	P50441	1/7/2025	Three (3) Years w/ Three (3) One (1) Years	\$6,760,000.00		\$ 1,013,758.00	\$ 1,013,758.00
REPUBLIC SERVICES OF GEORGIA	REFUSE REMOVAL SERVICES	P50611	10/1/2024	Three (3) Years	\$1,899,741.45		\$ 367,742.63	\$ 367,742.63
RESURGENS FAYETTE SURGERY CENTER LLC	WORKERS COMPENSATION MEDICAL PAYMENTS						\$ 81,802.25	\$ 81,802.25
RESURGENS SURGERY CENTER, LLC	WORKERS COMPENSATION MEDICAL PAYMENTS						\$ 67,142.66	\$ 67,142.66
RESURGENS, PC	WORKERS COMPENSATION MEDICAL PAYMENTS						\$ 173,807.64	\$ 173,807.64
RICHARDSON, AYESHA	WORKERS' COMPENSATION BENEFITS						\$ 24,441.04	\$ 24,441.04
RICHARDSON, SALLIE M	WORKERS' COMPENSATION BENEFITS						\$ 22,434.81	\$ 22,434.81
RIMKUS CONSULTING GROUP, INC.	LEGAL CONSULTING SERVICES						\$ 39,299.30	\$ 39,299.30
RIVERRIDGE VALUATIONS INC.	REVIEW APPRAISAL SERVICES BY RIVERRIDGE VALUATIONS INC. FOR PARCELS					\$ 40,900.00	\$ 40,900.00	\$ 30,100.00
ROBBINS GOVERNMENT RELATIONS LLC	PROFESSIONAL SERVICES FOR LOBBYIST ROBBINS GOVERNMENT	L50426	1/1/2024	One (1) Year	\$88,000.00		\$ 88,000.00	\$ 88,000.00
ROCKY MOUNTAIN HOLDINGS, LLC	WORKERS COMPENSATION MEDICAL PAYMENTS						\$ 55,000.00	\$ 55,000.00
RODERICK GILLIAM	WORKERS' COMPENSATION BENEFITS						\$ 38,079.10	\$ 38,079.10
ROLL CALL PUBLIC AFFAIRS CONSULTANTS LLC DBA FRALICK BOZEMAN PUBLIC AFFAIRS LLC	PROFESSIONAL SERVICES FOR LOBBYIST FRALICK BOZEMAN	L50463	1/1/2024	One (1) Year	\$88,000.00		\$ 83,000.00	\$ 30,000.00

METROPOLITAN ATLANTA RAPID TRANSIT AUTHORITY								
PAYMENTS AND CONTRACTS \$20,000 OR MORE								
(FOR THE PERIOD OF JULY 1, 2024 THROUGH JUNE 30, 2025)								
	PURPOSE	CONTRACT NUMBER	AWARD DATE	BASE TERM W/ OPTIONS	AWARD AMOUNT	PAYMENTS MADE VIA SMALL PURCHASES, PO OR OTHER	TOTAL CONTRACT VALUE PAID TO DATE IN AP	TOTAL PAID IN FY 24
ROLL CALL PUBLIC AFFAIRS CONSULTANTS LLC DBA FRALICK BOZEMAN PUBLIC AFFAIRS LLC	PROFESSIONAL SERVICES FOR LOBBYIST FRALICK BOZEMAN	L50667	1/22/2025	One (1) Year	\$168,000.00		\$ 84,000.00	\$ 84,000.00
ROMAN, DANIEL	WORKERS' COMPENSATION BENEFITS						\$ 26,136.25	\$ 26,136.25
ROSELIND HILLERY	WORKERS' COMPENSATION BENEFITS						\$ 26,000.00	\$ 26,000.00
ROUCHON, GERNITA	WORKERS' COMPENSATION BENEFITS						\$ 22,615.35	\$ 22,615.35
RUBIO & SON INTERIORS	REPAIR OF HAMILTON GARAGE VEHICLE AND PEDESTRIAN EMPLOYEE GATES					\$ 34,442.00	\$ 34,442.00	\$ 34,442.00
S & W SERVICES OF ATLANTA	VEHICLE TOWING SERVICES	B50087	9/30/2022	Three (3) Years w/ Two (2) Years One (1) Year	\$1,174,280.00		\$ 739,930.00	\$ 244,707.00
SABA SOFTWARE, INC.	CLOUD BASED LEARNING MANAGEMENT SYSTEM	P42158	11/30/2018	Three (3) Years	\$607,948.99		\$ 605,910.28	\$ 123,028.02
SAM OWOLABI	WORKERS' COMPENSATION BENEFITS						\$ 28,380.56	\$ 28,380.56
SASHA DANIEL REISIN	FIVE POINTS ART PROPOSAL- REISIN	L50562	8/13/2024	Three (3) Years	\$42,683.00		\$ 42,683.00	\$ 42,683.00
SAXTON & ASSOCIATES PC	LEGAL SETTLEMENT						\$ 150,000.00	\$ 150,000.00
SCANNA MSC INC.	STOCK, TOOLS & SUPPLIES					\$ 57,631.82	\$ 57,631.82	\$ 57,631.82
SCHALTBAU NORTH AMERICA	STOCK, RAIL CAR PARTS					\$ 185,081.70	\$ 185,081.70	\$ 185,081.70
SCHINDLER ELEVATOR CORPORATION	ELEVATOR AND ESCALATOR MAINTENACE CONTRACT (MAINTENACE ONLY)						\$ 418,586.63	\$ 418,586.63
SCHINDLER ELEVATOR CORPORATION	ELEVATOR AND ESCALATOR MAINTENACE CONTRACT (MAINTENACE ONLY)	P28505	8/22/2016	Ten (10) Years	\$229,135,963.27		\$129,595,121.47	\$23,576,026.53
SCHNEIDER INJURY LAW	LEGAL SETTLEMENT						\$ 100,000.00	\$ 100,000.00
SCHOOL HEALTH CORPORATION	STOCK, TOOLS & SUPPLIES					\$ 56,360.50	\$ 56,360.50	\$ 56,360.50
SELECT PROVIDER NETWORKS, INC	WORKERS COMPENSATION MEDICAL PAYMENTS						\$ 37,177.41	\$ 37,177.41
SENTRY IT	EMERGENCY PROCUREMENT OF CYBER SECURITY SERVICES					\$ 45,000.00	\$ 45,000.00	\$ 45,000.00
SENTRY IT	RATIFICATION - SENTRY IT INVOICES					\$ 56,500.00	\$ 56,500.00	\$ 56,500.00

METROPOLITAN ATLANTA RAPID TRANSIT AUTHORITY								
PAYMENTS AND CONTRACTS \$20,000 OR MORE								
(FOR THE PERIOD OF JULY 1, 2024 THROUGH JUNE 30, 2025)								
	PURPOSE	CONTRACT NUMBER	AWARD DATE	BASE TERM W/ OPTIONS	AWARD AMOUNT	PAYMENTS MADE VIA SMALL PURCHASES, PO OR OTHER	TOTAL CONTRACT VALUE PAID TO DATE IN AP	TOTAL PAID IN FY 24
SHAMROCK PROSTHETICS, INC	WORKERS COMPENSATION MEDICAL PAYMENTS						\$ 26,417.50	\$ 26,417.50
SHERARD, PHYLLIS M	WORKERS' COMPENSATION BENEFITS						\$ 30,611.88	\$ 30,611.88
SHERMAN, TUATUNETTE	WORKERS' COMPENSATION BENEFITS						\$ 34,438.32	\$ 34,438.32
SHERROD TERRY	WORKERS' COMPENSATION BENEFITS						\$ 26,926.64	\$ 26,926.64
SHIFT5, INC.	PROF SERVICES FOR CQ311 & CQ400 CYBER SURVIVABILITY RISK ASSESSMENT	L50225	11/28/2022	Three (3) Years	\$100,000.00		\$ 75,000.00	\$ 25,000.00
SIEMENS MOBILITY, INC.	TECHNICAL SUPPORT AND SPARE SUPPLY SERVICES FOR THE ATLANTA STREETCAR S70 LIGHT RAIL VEHICLES	FC-9839	11/20/2017	Six (6) Years	\$8,639,479.54		\$ 7,394,085.88	\$ 2,211,835.03
SIEMENS MOBILITY, INC.	WHEEL TRUING MAINTENANCE AND REPAIR SERVICES	P50566	8/16/2024	One (1) Year	\$196,457.00		\$ 136,457.00	\$ 136,457.00
SIERRA WIRELESS AMERICA, INC.	PROFESSIONAL SERVICES TO PROVIDE AIRLINK MOBILITY MANAGER (AMM) MAINTENANCE AND SUPPORT	P50549	12/5/2024	Three (3) Years	\$625,248.00		\$ 208,416.00	\$ 208,416.00
SIMMONS MACHINE TOOL CORP.	WHEEL TRUING MACHINES MAINTENANCE AND REPAIR SERVICES	P45253	8/30/2021	Two (2) Years w/ One (1) One (1) Year	\$233,490.00		\$ 195,011.73	\$ 74,912.97
SIMPLE AIR SOLUTIONS, LLC	STOCK, TOOLS & SUPPLIES					\$ 23,106.31	\$ 23,106.31	\$ 23,106.31
SIMPSON, AHMED L.	WORKERS' COMPENSATION BENEFITS						\$ 41,600.00	\$ 41,600.00
SMITH EMERY LABORATORIES, INC.	ULTRASONIC TESTING FOR MARTA RAIL SYSTEM	B50102	7/18/2023	Three (3) Years w/ Two (2) One (1) Year	\$850,000.00		\$ 205,000.00	\$ 135,000.00
SMITH, NIGEL	WORKERS' COMPENSATION BENEFITS						\$ 22,913.68	\$ 22,913.68
SMITH, SHAWANDA R.	WORKERS' COMPENSATION BENEFITS						\$ 22,783.73	\$ 22,783.73
SOCO CONTRACTING COMPANY, INC.	INDEFINITE QUANTITY CONSTRUCTION CONTRACT SERVICES	P40916	1/28/2021	Three(3) Years w/ Two (2) One (1) Year	\$20,000,000.00		\$ 2,179,032.51	\$ 629,211.70
SOPHIA WESLEY	WORKERS' COMPENSATION BENEFITS						\$ 29,950.01	\$ 29,950.01
SOUTH EAST SWITCHGEAR, LLC	MARTA DECATUR TPSS PHASE 1 AND PHASE 2 REPLACEMENT	B50350	1/12/2024	One (1) Year	\$385,888.00		\$ 385,888.00	\$ 288,888.00
SOUTHERN COMPUTER WAREHOUSE, INC.	STOCK: TELEPHONY LINEAR COMMUNICATIONS					\$ 26,138.88	\$ 26,138.88	\$ 26,138.88
SOUTHERN TECHNOLOGIES CORP.	STOCK, RAIL CAR PARTS					\$ 21,080.00	\$ 21,080.00	\$ 21,080.00

METROPOLITAN ATLANTA RAPID TRANSIT AUTHORITY								
PAYMENTS AND CONTRACTS \$20,000 OR MORE								
(FOR THE PERIOD OF JULY 1, 2024 THROUGH JUNE 30, 2025)								
	PURPOSE	CONTRACT NUMBER	AWARD DATE	BASE TERM W/ OPTIONS	AWARD AMOUNT	PAYMENTS MADE VIA SMALL PURCHASES, PO OR OTHER	TOTAL CONTRACT VALUE PAID TO DATE IN AP	TOTAL PAID IN FY 24
SOUTHERN TEXTILE RENTAL SERVICES, LLC	PROCUREMENT OF DISPOSAL UNITS	Q45158	2/26/2020	Two (2) Years w/ Three (3) One (1) Year	\$129,374.10		\$ 107,800.68	\$ 25,039.88
SPACE ORBIT STUDIO LLC	INDIAN CREEK ART RESTORATION	Q50535	11/4/2024	One (1) Year	\$118,700.00		\$ 89,800.00	\$ 89,800.00
SPENERGY LLC	EXTENDED SERVICE ANTIFREEZE	B50157	3/24/2023	Three (3) Years w/ Two (2) One (1) Year	\$1,085,000.00		\$670,162.03	\$346,542.80
SPENERGY LLC	BUS & RAILCAR DETERGENT/DEGREASER	B50251	9/5/2023	Two (2) Years w/ One (1) One (1) Year	\$722,950.00		\$ 396,966.25	\$ 219,852.50
SPENERGY LLC	ANTIMICROBIAL GROWTH AGENT	Q50216	7/18/2023	Two (2) Years w/ One (1) One (1) Year	\$102,240.00		\$ 49,842.00	\$ 25,986.00
SPIGHT, THYRECIA	WORKERS' COMPENSATION BENEFITS						\$ 23,400.00	\$ 23,400.00
SSMK LEGAL LLC	LEGAL SETTLEMENT						\$ 160,000.00	\$ 160,000.00
STADLER US, INC.	PROCUREMENT OF NEW RAIL CARS	P38186	11/14/2019	None	\$686,756,699.80		\$ 242,910,107.09	\$ 78,595,190.31
STARGELL-KISER, CYNTHIA	WORKERS' COMPENSATION BENEFITS						\$ 24,320.00	\$ 24,320.00
STATE BOARD OF WORKERS' COMPENSATION	ANNUAL ASSESSMENT						\$ 51,102.50	\$ 51,102.50
STATE COURT OF FULTON COUNTY 3	EMPLOYEE GARNISHMENTS						\$ 96,648.42	\$ 96,648.42
STATE DISBURSEMENT UNIT/TRIBAL	EMPLOYEE CHILD SUPPORT PAYMENTS						\$ 24,833.24	\$ 24,833.24
STATE FARM	LEGAL SETTLEMENTS						\$ 54,190.07	\$ 54,190.07
STEPHANIE ALLEN	WORKERS' COMPENSATION BENEFITS						\$ 20,800.00	\$ 20,800.00
STERLING INFOSYSTEMS, INC.	AUTOMATION OF BACKGROUND SCREENS	P46774	10/1/2021	Three (3) Years w/ Two (2) One (1) Year	\$522,030.25		\$ 369,929.60	\$ 138,022.32
STEWART MILLER SIMMONS TRIAL ATTORNEYS	LEGAL SETTLEMENT						\$ 90,000.00	\$ 90,000.00
STONE TABLET, LLC DBA LABORSOFT	FY24 -LABORSOFT - HR CASE MANAGEMENT SOFTWARE, EMPLOYEE RELATIONS & D&I - 12 FULL USER LICENSES FY 2024 - 2026					\$ 36,000.00	\$ 36,000.00	\$ 36,000.00
STR SOFTWARE	AVENTX FOR ORACLE EBS PRODUCTION LICENSE - SUBSCRIPTION LICENSE					\$ 28,725.00	\$ 28,725.00	\$ 28,725.00
STREAMLINE IMAGING, LLC	WORKERS COMPENSATION MEDICAL PAYMENTS						\$ 198,606.73	\$ 198,606.73

METROPOLITAN ATLANTA RAPID TRANSIT AUTHORITY								
PAYMENTS AND CONTRACTS \$20,000 OR MORE								
(FOR THE PERIOD OF JULY 1, 2024 THROUGH JUNE 30, 2025)								
	PURPOSE	CONTRACT NUMBER	AWARD DATE	BASE TERM W/ OPTIONS	AWARD AMOUNT	PAYMENTS MADE VIA SMALL PURCHASES, PO OR OTHER	TOTAL CONTRACT VALUE PAID TO DATE IN AP	TOTAL PAID IN FY 24
STREAMLINE PT LLC	WORKERS COMPENSATION MEDICAL PAYMENTS						\$ 424,692.55	\$ 424,692.55
SWAYZE, ROBERT	WORKERS' COMPENSATION BENEFITS						\$ 29,364.06	\$ 29,364.06
SWEET TEA CONSULTING LLC	PROFESSIONAL CONSULTING FOR GOVERNMENT RELATIONS AND PUBLIC ENGAGEMENT	L50687	4/1/2025	None	\$45,000.00		\$ 36,000.00	\$ 36,000.00
SWIFTLY, INC.	SWIFTLY DATA PLATFORM	P50547	9/19/2024	None	\$495,445.46		\$ 495,445.64	\$ 495,445.64
SWIGER COIL SYSTEMS A WABTEC CO	AC TRACTION MOTOR OVERHAUL AND REPAIR SERVICES	P50226	1/5/2023	Five (5) Years	\$3,459,624.63		\$ 718,747.00	\$ 452,752.00
SYNERGY DEVELOPMENT PARTNERS, LLC	INDEFINITE QUANTITY CONSTRUCTION CONTRACT SERVICES	P40916	1/28/2021	Three (3) Years w/ Two (2) One (1) Year	\$20,000,000.00		\$ 2,607,185.63	\$ 686,911.78
SYNERGYGPS, LLC	PROFESSIONAL SERVICES FOR EXTERNAL AFFAIRS STRATEGY PLANNING	L50512	4/19/2024	Twelve (12) Months	\$180,000.00		\$ 130,357.12	\$ 85,357.12
T. MADDEN & ASSOCIATES, P.C.	LEGAL SETTLEMENT						\$ 100,000.00	\$ 100,000.00
TAKETRA BANNER	WORKERS' COMPENSATION BENEFITS						\$ 24,720.26	\$ 24,720.26
TAMMIE BELL	WORKERS' COMPENSATION BENEFITS						\$ 21,810.54	\$ 21,810.54
TAMMY CAMPBELL	WORKERS' COMPENSATION BENEFITS						\$ 24,660.48	\$ 24,660.48
TARKETT USA INC.	CARPET TILE BLUE GRAY STRIPE					\$ 66,324.24	\$ 66,324.24	\$ 66,324.24
TECHNOLOGY INTERNATIONAL, INC.	HIGH RAIL TRUCKS	B50283	3/13/2025	None	\$ 1,174,280.00		\$ 249,300.00	\$ 249,300.00
TERRACON CONSULTANTS, INC.	SAFETY, HEALTH AND INDUSTRIAL HYGIENE CONSULTING SERVICES	P50139	7/1/2024	Five (5) Years W/Five (5) One (1)Year	\$ 28,600,000.00		\$ 624,136.39	\$ 624,136.39
TERRY PONDER	WORKERS' COMPENSATION BENEFITS						\$ 36,000.00	\$ 36,000.00
TETRA TECH	THREAT AND VULNERABILITY ASSESSMENT, TRAINING & EXERCISE	P47755	3/25/2022	Four (4) Years w/ One (1) One (1) Year	\$3,549,010.77		\$ 1,812,436.25	\$ 759,929.95
THE AFTERMARKET PARTS COMPANY, LLC	STOCK, BUS PARTS					10279274.13	\$10,279,274.13	\$7,194,127.91
THE BARNES LAW OFFICE, LLC	LEGAL SETTLEMENT						\$ 29,000.00	\$ 29,000.00
THE CORDELE FIRM, INC.	LEGAL SETTLEMENT						\$ 25,000.00	\$ 25,000.00

METROPOLITAN ATLANTA RAPID TRANSIT AUTHORITY								
PAYMENTS AND CONTRACTS \$20,000 OR MORE								
(FOR THE PERIOD OF JULY 1, 2024 THROUGH JUNE 30, 2025)								
	PURPOSE	CONTRACT NUMBER	AWARD DATE	BASE TERM W/ OPTIONS	AWARD AMOUNT	PAYMENTS MADE VIA SMALL PURCHASES, PO OR OTHER	TOTAL CONTRACT VALUE PAID TO DATE IN AP	TOTAL PAID IN FY 24
THE DIXON FIRM, PC	LEGAL SETTLEMENT						\$ 199,000.00	\$ 199,000.00
THE FOUNDERS LAW FIRM, LLC	LEGAL SETTLEMENT						\$ 48,000.00	\$ 48,000.00
THE GOODYEAR TIRE & RUBBER COMPANY	BUS TIRE LEASE SERVICES	B44758A	3/29/2021	Three (3) Years w/ Two (2) One (1) Year	\$9,329,985.59		\$ 6,451,475.16	\$ 1,999,817.18
THE HARDMAN CREATIVE GROUP, LLC	STATE OF MARTA DRONE					\$ 30,854.00	\$ 30,854.00	\$ 30,854.00
THE HARDMAN CREATIVE GROUP, LLC	PROFESSIONAL CONSULTING SERVICES FOR VIDEO AND PHOTOGRAPHY	L50678	3/18/2025	One (1) Year	\$50,000.00		\$ 23,850.00	\$ 23,850.00
THE HOWARD LAW FIRM, P.C.	LEGAL SETTLEMENT						\$ 246,079.44	\$ 246,079.44
THE KINGDOM LAW FIRM, LLC	LEGAL SETTLEMENT						\$ 60,500.00	\$ 60,500.00
THE LAW FIRM OF ISAAC O. BABALOLA, LLC	LEGAL SETTLEMENT						\$ 35,000.00	\$ 35,000.00
THE LAW OFFICES OF KANNER & PINTALUGA P.A.	LEGAL SETTLEMENT						\$ 217,500.00	\$ 217,500.00
THE LINCOLN NATIONAL LIFE INSURANCE CO	EXECUTIVE ANNUAL ANNUITY						\$ 25,000.00	\$ 25,000.00
THE ORLANDO FIRM, P.C.	LEGAL SETTLEMENT						\$ 275,000.00	\$ 275,000.00
THE PENDERGRASS LAW FIRM, PC	LEGAL SETTLEMENT						\$ 119,000.00	\$ 119,000.00
THE PHYSICIANS NORTH ATLANTA SURGERY CTR	WORKERS COMPENSATION MEDICAL PAYMENTS						\$ 48,463.33	\$ 48,463.33
THE PHYSICIANS SPINE & REHABILITATION SPECIALISTS OF GA PC	WORKERS COMPENSATION MEDICAL PAYMENTS						\$ 44,169.98	\$ 44,169.98
THE PLUMBING SHOP INC. DBA QUICK ACTION PLUMBERS	GENERAL PLUMBING SERVICES	Q50371	12/22/2023	Two (2) Years w/ Three (3) One (1) Year	\$199,990.00		\$ 36,899.29	\$ 34,089.83
THE POIRIER LAW FIRM	LEGAL SETTLEMENT						\$ 22,750.00	\$ 22,750.00
THE RAMOS LAW FIRM, LLC	LEGAL SETTLEMENT						\$ 28,041.59	\$ 28,041.59
THE SANDERS LAW GROUP, LLC	LEGAL SETTLEMENT						\$ 319,100.00	\$ 319,100.00

METROPOLITAN ATLANTA RAPID TRANSIT AUTHORITY								
PAYMENTS AND CONTRACTS \$20,000 OR MORE								
(FOR THE PERIOD OF JULY 1, 2024 THROUGH JUNE 30, 2025)								
	PURPOSE	CONTRACT NUMBER	AWARD DATE	BASE TERM W/ OPTIONS	AWARD AMOUNT	PAYMENTS MADE VIA SMALL PURCHASES, PO OR OTHER	TOTAL CONTRACT VALUE PAID TO DATE IN AP	TOTAL PAID IN FY 24
THE SCHERMERHORN FIRM, LLC	LEGAL SETTLEMENT						\$ 187,500.00	\$ 187,500.00
THE SEGAL COMPANY (SOUTHEAST), INC.	CONSULTING SERVICES FOR GROUP BENEFITS PLANS	P46683	6/25/2021	Three (3) Years w/ Two (2) One (1) Year	\$1,500,000.00		\$ 743,688.75	\$ 411,145.00
THE TAYLOR LAW FIRM	LEGAL SETTLEMENT						\$ 35,000.00	\$ 35,000.00
THE TERMINIX INTERNATIONAL COMPANY LLP DBA TERMINIX COMMERCIAL	PEST CONTROL SERVICES FOR MARTA'S VEHICLES	Q47252	5/1/2021	Two (2) Years w/ Two (2) One (1) Year	\$132,435.00		\$ 119,320.97	\$ 22,080.97
THE TERMINIX INTERNATIONAL COMPANY LLP DBA TERMINIX COMMERCIAL	PEST CONTROL SERVICES FOR MARTA'S VEHICLES	B50304	9/26/2023	Two (2) Years w/ Two (2) One (1) Year	\$574,688.00		\$ 165,476.00	\$ 115,511.00
THE WOOD LAW FIRM, LLC	LEGAL SETTLEMENT						\$ 30,000.00	\$ 30,000.00
THERAPY DIRECT, LLC	WORKERS COMPENSATION MEDICAL PAYMENTS						\$ 57,099.51	\$ 57,099.51
THERMO KING ATLANTA, INC.	STOCK, BUS PARTS					\$ 1,192,099.58	\$1,192,099.58	\$1,176,878.67
THOMAS, IRENE MARIA	WORKERS' COMPENSATION BENEFITS						\$ 24,718.20	\$ 24,718.20
TIBCO SOFTWARE, INC.	MARTA COMMUNICATIONS SERVICE MANAGER	L39782	10/18/2017	One (1) Year	\$376,795.48		\$ 94,706.33	\$ 32,814.70
TIKU & ASSOCIATES, P.C.	LEGAL SETTLEMENT						\$ 450,000.00	\$ 450,000.00
TITAN TECHNOLOGY SOLUTIONS US, INC.	WEBTITAN CONTENT FILTERING SERVICE FOR WI-FI ON MOBILITY, BUSES AND RAIL SERVICE	P45224	3/19/2020	Five (5) Years	\$270,900.00		\$ 270,900.00	\$ 54,180.00
T-MOBILE	WI-FI TELECOMMUNICATION SERVICES FOR MARTA BUSES, RAIL CARS AND OTHER EQUIPMENT	P50052	1/10/2022	None	\$1,338,750.00		\$ 1,386,748.70	\$ 285,649.06
TOBIAS INTERNATIONAL INC.	SOLARWINDS ANNUAL MAINTENANCE AND UPGRADE SUPPORT	B50300	9/21/2023	Three (3) Years	\$260,682.15		\$ 180,963.70	\$ 72,266.70
TOLAR MANUFACTURING COMPANY, INC.	SOLE SOURCE PURCHASE OF BUS STOP AMENITIES	P44002	6/17/2019	Five (5) Years	\$7,109,725.00		\$ 7,109,458.88	\$ 533,258.00
TOLAR MANUFACTURING COMPANY, INC.	PURCHASE OF CLEVELAND/METROPOLITAN ART BUS SHELTERS	P50364	9/29/2023	One (1) Year	\$3,436,253.00		\$ 2,142,613.00	\$ 2,142,613.00
TOLSTON, SHEILA M	WORKERS' COMPENSATION BENEFITS						\$ 27,460.95	\$ 27,460.95
TOM DAVII, LLC	FIVE POINTS ART PROPOSAL - HIGGINS	L50340	5/3/2023	Twelve (12) Years	\$43,400.00		\$ 43,400.00	\$ 35,190.00
TOTAL NETWORK RESOURCES	WORKERS COMPENSATION MEDICAL PAYMENTS						\$ 79,273.19	\$ 79,273.19

METROPOLITAN ATLANTA RAPID TRANSIT AUTHORITY								
PAYMENTS AND CONTRACTS \$20,000 OR MORE								
(FOR THE PERIOD OF JULY 1, 2024 THROUGH JUNE 30, 2025)								
	PURPOSE	CONTRACT NUMBER	AWARD DATE	BASE TERM W/ OPTIONS	AWARD AMOUNT	PAYMENTS MADE VIA SMALL PURCHASES, PO OR OTHER	TOTAL CONTRACT VALUE PAID TO DATE IN AP	TOTAL PAID IN FY 24
TOWNES DAVIS & ASSOCIATES, LLC	LEGAL SETTLEMENT						\$ 25,000.00	\$ 25,000.00
TPM, INC	SOFTWARE SUBSCRIPTION RENEWAL UPGRADE					\$ 25,334.00	\$ 25,334.00	\$ 25,334.00
TRANSDEV SERVICE, INC.	MOBILITY SCHEDULING AND DISPATCHING SERVICES	P46865	3/31/2021	Three (3) Years w/ Five (5) One (1) Year	\$24,977,982.51		\$ 11,105,739.49	\$ 3,430,148.88
TRANSDEV SERVICE, INC.	ELIGIBILITY ASSESSMENT SERVICES FOR MARTA MOBILITY	P46866	4/14/2021	Two (2) One (1) Year Option	\$2,707,431.65		\$ 2,565,338.91	\$ 672,220.02
TRANSPORTATION TECHNOLOGY CENTER, INC.	AUTONOMOUS TRACK INSPECTION SYSTEM THIRD PARTY EVALUATORS -PO ROLLOVER	P38775	8/16/2017	Five (5) Years	\$762,285.72		\$ 202,727.88	\$ 89,587.57
TRANSTECH OF S.C., INC.	STOCK, RAIL CAR PARTS					\$ 34,960.00	\$ 34,960.00	\$ 34,960.00
TRAPEZE SOFTWARE GROUP, INC.	TRAPEZE MASTER AGREEMENT	P34149	12/1/2014	Nine (9) Years	\$25,325,653.00		\$ 17,250,426.35	\$ 5,677,710.10
TRAVELER'S AID OF METROPOLITAN ATLANTA, INC.DBA HOPE ATLANTA	PROFESSIONAL SERVICES FOR HOMELESS OUTREACH	L47029	8/7/2020	One (1) Year	\$1,844,769.43		\$ 1,779,326.49	\$ 489,387.14
TRAVELERS PROPERTY CASUALTY INSURANCE COMPANY	LEGAL EXPENSES						\$ 25,175.01	\$ 25,175.01
TRAVIS HOWARD	LEGAL SETTLEMENT						\$ 32,218.85	\$ 32,218.85
TRAVIS O. FOREMAN	WORKERS' COMPENSATION BENEFITS						\$ 20,500.00	\$ 20,500.00
TREES ATLANTA, INC.	TREE RECOMPENSE AGREEMENT WITH TREES ATLANTA						\$ 64,768.69	\$ 64,768.69
TRESCAL, INC.	CALIBRATION SERVICES FOR TEST EQUIPMENT AT MARTA FACILITIES						\$116,276.00	\$67,301.00
TROUPE, YUL	WORKERS' COMPENSATION BENEFITS						\$ 25,942.86	\$ 25,942.86
TRUE COLORS THEATRE COMPANY, INC.	TRUE COLORS ARTBOUND LIVE SPECIAL EVENT	L48160	2/8/2021	One (1) Year	\$53,844.00		\$ 114,682.00	\$ 50,872.00
TRUE NORTH 400	GA400 BRT PROJECT STATION AREA PLANNING - NFCID	IGA 50740	2/2/2023	Three (3) Years	\$ 110,000.00	\$ 110,000.00	\$ 110,000.00	\$ 110,000.00
TS LAW, LLC	LEGAL SETTLEMENT						\$ 22,000.00	\$ 22,000.00
TUCKER, CRYSTAL	WORKERS' COMPENSATION BENEFITS						\$ 49,262.85	\$ 49,262.85
TUCKER, ZINA B.	WORKERS' COMPENSATION BENEFITS						\$ 25,564.31	\$ 25,564.31

METROPOLITAN ATLANTA RAPID TRANSIT AUTHORITY								
PAYMENTS AND CONTRACTS \$20,000 OR MORE								
(FOR THE PERIOD OF JULY 1, 2024 THROUGH JUNE 30, 2025)								
	PURPOSE	CONTRACT NUMBER	AWARD DATE	BASE TERM W/ OPTIONS	AWARD AMOUNT	PAYMENTS MADE VIA SMALL PURCHASES, PO OR OTHER	TOTAL CONTRACT VALUE PAID TO DATE IN AP	TOTAL PAID IN FY 24
TURBO POWER SYSTEMS, LTD (WIRE ONLY)	STOCK, RAIL CAR PARTS					\$ 246,633.36	\$ 246,633.36	\$ 246,633.36
TX CHILD SUPPORT SDU	GARNISHMENT - CHILD SUPPORT - PAYROLL DEDUCTION						\$ 40,729.73	\$ 40,729.73
ULINE INC.	STOCK, COMMON PARTS					\$ 24,055.00	\$ 24,055.00	\$ 24,055.00
UNDER CONTROL SOFTWARE LLC	POLICE MANAGEMENT INFORMATION SYSTEM SOFTWARE MAINTENANCE AND SUPPORT	P50271	4/1/2023	Twenty-One (21) Months w/One (1) One (1) Year	\$142,099.00		\$ 142,099.00	\$ 52,586.00
UNITED ASSIGNMENTS, SCC	LEGAL SETTLEMENT						\$ 1,250,000.00	\$ 1,250,000.00
UNITED REFRIGERATION, INC.	STOCK, TOOLS & SUPPLIES						\$281,826.86	\$259,326.86
UNITED STATES TREASURY	ANNUAL FEDERAL HEALTHCARE TAX						\$ 26,430.00	\$ 26,430.00
UNIVERSAL AIR FILTER COMPANY	STOCK, BUS PARTS					\$103,524.68	\$103,524.68	\$103,524.68
UNIVERSAL ENVIRONMENTAL SVCS.	B48661 - REMOVAL & DISPOSAL OF WASTEWATER AND SLUDGE FROM VARIOUS MARTA FACILITIES	B48661	1/28/2022	Two (2) Years w/ Three (3) One (1) Year	\$2,991,900.00		\$ 2,161,107.54	\$ 916,346.87
UNIVERSAL METAL WORKS, LLC	STOCK, RAIL CAR PARTS					\$ 70,650.00	\$ 70,650.00	\$ 70,650.00
UNIVERSAL PROTECTION SERVICE, LP	ARMED SECURITY GUARD COVERAGE FOR REVENUE OPERATIONS	B48759	12/26/2021	Two (2) Years w/ One (1) One (1) Year	\$778,872.00		\$ 806,153.42	\$ 159,027.66
UPMC BENEFIT MANAGEMENT SERVICES, INC.	LEAVE MANAGEMENT SERVICES	P47301	10/1/2021	Three (3) Years w/ Two (2) One (1) Year	\$2,096,688.00		\$ 1,448,882.87	\$ 571,062.27
URBAN ONE, INC.	NEXTGEN BUS NETWORK REDESIGN RADIO AD					\$ 20,119.00	\$ 20,119.00	\$ 20,119.00
US ELECTRICAL SERVICES, INC DBA LADE- DANLAR	STOCK, TOOLS & SUPPLIES					\$ 87,284.24	\$ 87,284.24	\$ 87,284.24
USIS, INC. DBA AMERISYS	WORKERS COMPENSATION MEDICAL PAYMENTS						\$ 199,370.04	\$ 199,370.04
USIS, INC. DBA AMERISYS	WORKER'S COMPENSATION/MANAGED CARE ORGANIZATION (MCO)	P42659	3/26/2019	Two (2) Years w/ Three (3) One (1) Year	\$2,201,868.00		\$ 1,954,114.84	\$ 242,455.16
USSC GROUP, INC.	STOCK, RAIL CAR PARTS					\$ 24,520.28	\$ 24,520.28	\$ 24,520.28
UTC RAIL & AIR SOURCES, INC.	PROCUREMENT OF AC WHEEL/ AXLE OVERHEAD AND REPAIR - CAPITAL FUNDED	B36724	8/12/2016	Three (3) Years w/ One (1) One (1) Year	\$11,200,521.20		\$ 802,079.80	\$ 372,958.00
UTC RAIL & AIR SOURCES, INC.	WHEEL SET OVERHAUL AND REPAIR SERVICES	B50287	9/16/2024	Three (3) Years w/ One (1) One (1) Year	\$9,254,784.04		\$ 437,471.89	\$ 437,471.89

METROPOLITAN ATLANTA RAPID TRANSIT AUTHORITY								
PAYMENTS AND CONTRACTS \$20,000 OR MORE								
(FOR THE PERIOD OF JULY 1, 2024 THROUGH JUNE 30, 2025)								
	PURPOSE	CONTRACT NUMBER	AWARD DATE	BASE TERM W/ OPTIONS	AWARD AMOUNT	PAYMENTS MADE VIA SMALL PURCHASES, PO OR OTHER	TOTAL CONTRACT VALUE PAID TO DATE IN AP	TOTAL PAID IN FY 24
UTILITIES PROTECTION CENTER	UTILITIES CONSULTING						\$ 29,112.54	\$ 29,112.54
VALARIE RIVERA	WORKERS' COMPENSATION BENEFITS						\$ 38,440.00	\$ 38,440.00
VAPOR STONE RAIL SYSTEMS	CQ312 DOOR SYSTEM PARTS	P49800	8/15/2022	Two (2) Years	\$1,550,337.50		\$ 1,550,337.71	\$ 593,398.17
VAPOR STONE RAIL SYSTEMS	STOCK, RAIL CAR PARTS					\$ 374,444.93	\$374,444.93	\$374,444.93
VARI SALES CORPORATION	OFFICE FURNITURE	P50306	11/10/2023	Two (2) Years	\$3,000,000.00		\$ 996,638.21	\$ 996,638.21
VERITIV OPERATING COMPANY	STOCK, COMMON PARTS					\$63,603.16	\$63,603.16	\$63,603.16
VERIZON WIRELESS MSG. SRVC.	MOBILE BROADBAND DATA PLAN SERVICE & MACHINE TO MACHINE DATA PLAN SERVICE	P50155	7/1/2022	Two (2) Years	\$468,551.72		\$ 301,590.76	\$ 128,946.76
VERTEX, INC.	RENEWAL OF THE VERTEX PAYROLL TAXDAT Q SERIES PAYROLL SOFTWARE					\$ 44,516.00	\$ 44,516.00	\$ 44,516.00
VETS SECURING AMERICA	A ARMED SECURITY GUARD COVERAGE FOR REVENUE OPERATIONS	B50381	2/25/2025	Three (3) Years w/ Two (2) One (1) Year	\$3,179,737.08		\$ 125,607.79	\$ 125,607.79
VULCANITE PTY-LTD	STOCK, RAIL CAR PARTS					\$ 30,000.00	\$ 30,000.00	\$ 30,000.00
W. W. WILLIAMS SE, INC.	PROCUREMENT OF BUS MIDLIFE OVERHAUL LABOR	B44856A	9/1/2022	Three (3) Years	\$3,398,512.80		\$ 1,159,066.88	\$ 489,506.93
W. W. WILLIAMS SE, INC.	NEW AND REMANUFACTURED TRANSMISSIONS AND OVERHAUL/REPAIRS- GROUPS 1&2	B46990	9/1/2022	Four (4) Years	\$7,286,132.00		\$ 2,430,271.00	\$ 1,053,967.78
W. W. WILLIAMS SE, INC.	STOCK, BUS PARTS					\$175,454.08	\$175,454.08	\$175,454.08
WABTEC PASSENGER TRANSIT	STOCK, RAIL CAR PARTS					\$ 1,274,983.91	\$1,274,983.91	\$1,274,983.91
WADE FORD	NON-REVENUE VEHICLES					\$ 171,324.00	\$ 171,324.00	\$ 128,493.00
WALMART INC	EMPLOYEE HOLIDAY GIFT CARDS						\$ 434,100.00	\$ 434,100.00
WALTON SIGNAGE, LTD	BUS SIGNAGE	P40714	Five (5) Years	None	\$6,610,491.27		\$ 5,585,488.94	\$ 4,257,686.62
WALTON, TOCCARA	WORKERS' COMPENSATION BENEFITS						\$ 26,689.00	\$ 26,689.00
WALZ SCALE	STOCK, TOOLS & SUPPLIES					\$ 161,982.00	\$ 161,982.00	\$ 161,982.00

METROPOLITAN ATLANTA RAPID TRANSIT AUTHORITY								
PAYMENTS AND CONTRACTS \$20,000 OR MORE								
(FOR THE PERIOD OF JULY 1, 2024 THROUGH JUNE 30, 2025)								
	PURPOSE	CONTRACT NUMBER	AWARD DATE	BASE TERM W/ OPTIONS	AWARD AMOUNT	PAYMENTS MADE VIA SMALL PURCHASES, PO OR OTHER	TOTAL CONTRACT VALUE PAID TO DATE IN AP	TOTAL PAID IN FY 24
WASTE MANAGEMENT OF ATLANTA	REFUSE & REMOVAL SERVICES	B38146	3/14/2017	Four (4) Years w/ One (1) One (1) Year	\$1,337,884.80		\$ 635,764.84	\$ 220,303.21
WASTE MANAGEMENT OF ATLANTA	REFUSE & REMOVAL SERVICES	P50586	7/1/2024	Three (3) Months	\$193,897.02		\$ 159,467.60	\$ 159,467.60
WEAVER, FRADANA	WORKERS' COMPENSATION BENEFITS						\$ 28,285.82	\$ 28,285.82
WEDLOWE, DER'EK L	WORKERS' COMPENSATION BENEFITS						\$ 28,423.20	\$ 28,423.20
WELLS FARGO BANK N.A.	REPRESENTED EMPLOYEES RETIREMENT FUND						\$ 248,456.90	\$ 248,456.90
WELLS, SHARON	WORKERS' COMPENSATION BENEFITS						\$ 30,261.02	\$ 30,261.02
WEST CHATHAM WARNING DEVICES, INC.	VEHICLE UPLIFT					\$ 167,308.84	\$ 167,308.84	\$ 167,308.84
WESTMATIC CORPORATION	STOCK, BUS PARTS					\$ 149,702.45	\$ 149,702.45	\$ 149,702.45
WEX BANK DBA WRIGHT EXPRESS FINANCIAL SVC.	PROCUREMENT OF FUEL CARD SERVICE	P44378	9/8/2020	One (1) Year w/Four (4) One (1) Year	\$4,357,635.00		\$ 871,409.67	\$ 164,595.38
WG SOURCING, INC.	STOCK, RAIL CAR PARTS					\$ 26,432.50	\$ 26,432.50	\$ 26,432.50
WHITING CORPORATION	STOCK, TOOLS & SUPPLIES					\$ 80,734.40	\$ 80,734.40	\$ 80,734.40
WILLIAM BRYANT	WORKERS' COMPENSATION BENEFITS						\$ 42,092.66	\$ 42,092.66
WILLIAMS, CHERRY O	WORKERS' COMPENSATION BENEFITS						\$ 23,400.00	\$ 23,400.00
WILLIAMS, DONALD J.	WORKERS' COMPENSATION BENEFITS						\$ 30,501.56	\$ 30,501.56
WILLIAMS, KENTON B	WORKERS' COMPENSATION BENEFITS						\$ 22,400.00	\$ 22,400.00
WILLIAMSON BROTHERS BAR-B-Q	TRANSIT WORKER APPRECIATION WEEK					\$ 31,374.00	\$ 31,374.00	\$ 31,374.00
WILLIAMSON LAW FIRM LLC	LEGAL SETTLEMENT						\$ 47,500.00	\$ 47,500.00
WILSON ROWLEY - TRIAL LAWYERS FOR JUSTICE - GEORGIA	LEGAL SETTLEMENT						\$ 125,000.00	\$ 125,000.00
WILSON, DENISE	WORKERS' COMPENSATION BENEFITS						\$ 111,707.00	\$ 111,707.00

METROPOLITAN ATLANTA RAPID TRANSIT AUTHORITY								
PAYMENTS AND CONTRACTS \$20,000 OR MORE								
(FOR THE PERIOD OF JULY 1, 2024 THROUGH JUNE 30, 2025)								
	PURPOSE	CONTRACT NUMBER	AWARD DATE	BASE TERM W/ OPTIONS	AWARD AMOUNT	PAYMENTS MADE VIA SMALL PURCHASES, PO OR OTHER	TOTAL CONTRACT VALUE PAID TO DATE IN AP	TOTAL PAID IN FY 24
WILSON, MORTICIA JOHVANKA	WORKERS' COMPENSATION BENEFITS						\$ 23,812.98	\$ 23,812.98
WIMBERLEY, TERRY C	WORKERS' COMPENSATION BENEFITS						\$ 31,433.93	\$ 31,433.93
WIMBLEY, DERICK	WORKERS' COMPENSATION BENEFITS						\$ 35,100.00	\$ 35,100.00
WINGARD, ANTHONY B	WORKERS' COMPENSATION BENEFITS						\$ 71,728.41	\$ 71,728.41
WOOD & CRAIG, LLC	LEGAL SETTLEMENT						\$ 299,000.00	\$ 299,000.00
WOODWARD, LISA D.	WORKERS COMPENSATION LOST WAGE PAYMENTS						\$ 35,499.30	\$ 35,499.30
WORLDWIDE ENTERPRISE, INC.	DIESEL EMERGENCY BACKUP GENERATOR					\$ 141,850.00	\$ 141,850.00	\$ 141,850.00
WRIGHT REHABILITATION SERVICE	WORKERS' COMPENSATION BENEFITS						\$ 25,825.20	\$ 25,825.20
WURTH USA INC	BUS FASTENERS	B50207	6/30/2023	Three (3) Years w/ Two (2) One (1) Year	\$2,909,379.00		\$ 1,160,637.32	\$ 856,753.86
YELLOBEE STUDIO	PROFESSIONAL SERVICES FOR AD AGENCY GRAPHIC DESIGN- YELLOBEE	L50418	10/23/2023	Fourteen (14) Years	\$77,500.00			\$ 43,333.00
YELLOBEE STUDIO	RATIFICATION - FIVE POINTS TRANSFORMATION WAYFINDING SIGNAGE					\$ 25,000.00		\$ 25,000.00
ZAYO FIBER SOLUTIONS, LLC.	DESIGN AND FURNISH WIDE AREA NETWORK (WAN) CONNECTIVITY-30 YEAR LEASE	P4955	7/7/2005	Thirty (30) Years	\$4,139,840.00		\$ 463,407.00	\$ 65,160.00
ZEHNER TRIAL CONSULTING LLC	LEGAL TRIAL CONSULTING SERVICES					\$ 25,654.00	\$ 44,500.00	\$ 44,500.00
ZEP MANUFACTURING COMPANY	STOCK, COMMON PARTS					\$ 25,654.00	\$ 25,654.00	\$ 25,654.00
ZONAR SYSTEMS, INC.	ZONAR SERVICES AGREEMENT	P50177	10/27/2022	Five (5) years	\$903,494.97		\$ 431,765.37	\$ 163,967.70
LIST OF NAMES	SAFETY, HEALTH, AND INDUSTRIAL HYGIENE CONSULTING SERVICES	AE24109	9/4/2013	Five (5) Years w/Five (5) One (1) Year	\$ 14,750,000.00			
APEX COMPANIES, LLC	SAFETY, HEALTH, AND INDUSTRIAL HYGIENE CONSULTING SERVICES						\$ 7,270,866.65	\$ 281,355.08

METROPOLITAN ATLANTA RAPID TRANSIT AUTHORITY								
PAYMENTS AND CONTRACTS \$20,000 OR MORE								
(FOR THE PERIOD OF JULY 1, 2024 THROUGH JUNE 30, 2025)								
	PURPOSE	CONTRACT NUMBER	AWARD DATE	BASE TERM W/ OPTIONS	AWARD AMOUNT	PAYMENTS MADE VIA SMALL PURCHASES, PO OR OTHER	TOTAL CONTRACT VALUE PAID TO DATE IN AP	TOTAL PAID IN FY 24
LIST OF NAMES	ENVIRONMENTAL ENGINEERING CONSULTING SERVICES	AE30754	1/26/2015	Five (5) Years w/Five (5) One (1) Year	\$ 30,000,000.00			
URS CORPORATION	ENVIRONMENTAL ENGINEERING CONSULTING SERVICES						\$ 12,980,996.36	\$ 4,182,060.02
LIST OF NAMES	GEOTECHNICAL ENGINEERING CONSULTING SERVICES	AE31185	9/15/2014	Five (5) Years w/Five (5) One (1) Year	\$ 2,000,000.00			
UNIVERSAL ENGINEERING SCIENCES	GEOTECHNICAL ENGINEERING CONSULTING SERVICES						\$ 230,839.66	\$ 100,413.83
WSP USA, INC.	GEOTECHNICAL ENGINEERING CONSULTING SERVICES						\$ 310,634.39	\$ 139,698.25
LIST OF NAMES	MATERIALS TESTING CONSULTING SERVICES	AE31187	9/15/2014	Five (5) Years w/ Five (5) One (1) Year	\$ 6,000,000.00			
TERRACON CONSULTANTS, INC.	MATERIALS TESTING CONSULTING SERVICES						\$ 296,636.65	\$ 128,566.91
LIST OF NAMES	ARCHITECTUAL AND ENGINEERING DESIGN SERVICES FOR MARTA'S STATION REHABILITATION PROGRAM	AE43955	2/11/2020	Three (3) Years w/Two (2) One (1) Year	\$ 41,666,666.00			
ARCADIS U. S., INC	STATION REHAB PROGRAM						\$ 1,870,505.58	\$ 1,136,441.90
AXIS INFRASTRUCTURE, LLC	STATION REHAB PROGRAM						\$ 4,696,363.91	\$ 1,187,330.31
CHASM ARCHITECTURE, LLC	STATION REHAB PROGRAM						\$ 2,222,533.75	\$ 82,733.78
PERKINS & WILL, INC.	STATION REHAB PROGRAM						\$ 1,557,008.95	\$ 211,080.16
POND & COMPANY	STATION REHAB PROGRAM						\$ 974,363.39	\$ 152,766.03
LIST OF NAMES	SYSTEMS ENGINEERING SERVICES	AE46193	11/1/2021	Three (3) Years w/Two (2) One (1) Year	\$ 10,000,000.00			

METROPOLITAN ATLANTA RAPID TRANSIT AUTHORITY								
PAYMENTS AND CONTRACTS \$20,000 OR MORE								
(FOR THE PERIOD OF JULY 1, 2024 THROUGH JUNE 30, 2025)								
	PURPOSE	CONTRACT NUMBER	AWARD DATE	BASE TERM W/ OPTIONS	AWARD AMOUNT	PAYMENTS MADE VIA SMALL PURCHASES, PO OR OTHER	TOTAL CONTRACT VALUE PAID TO DATE IN AP	TOTAL PAID IN FY 24
HNTB CORPORATION	SYSTEMS ENGINEERING SERVICES						\$ 3,969,358.21	\$ 214,604.67
LIST OF NAMES	DESIGN SERVICES FOR SUMMERHILL BUS RAPID TRANSIT	AE46406	3/12/2021	Three (3) Years w/Two (2) One (1) Year	\$ 11,260,000.00			
KIMLEY-HORN AND ASSOCIATES, INC.	DESIGN SERVICES FOR SUMMERHILL BUS RAPID TRANSIT						\$ 6,912,523.90	\$ 1,136,693.44
LIST OF NAMES	FIVE POINTS STATION TRANSFORMATION CONSULTING SERVICES	AE47796	9/9/2021	Five (5) Years	\$ 15,000,000.00			
SKIDMORE, OWINGS & MERRILL LLC	FIVE POINTS STATION TRANSFORMATION						\$ 13,841,518.66	\$ 2,851,978.25
LIST OF NAMES	TECHNICAL SUPPORT SERVICES FOR AUTOMATED FARE COLLECTION (AFC) 2.0	AE48067	7/26/2021	Three (3) Years w/Four (4) One (1) Year	\$ 2,135,564.04			
AECOM TECHNICAL SERVICES	TECHNICAL SUPPORT SERVICES FOR AUTOMATED FARE COLLECTION (AFC) 2.0						\$ 2,749,211.63	\$ 795,470.28
LIST OF NAMES	INFRASTRUCTURE ARCHITECTURAL ENGINEERING CONSULTING SERVICES	AE49819	4/26/2022	Three (3) Years w/Two (2) One (1) Year	\$ 30,000,000.00			
HNTB CORPORATION	INFRASTRUCTURE ARCHITECTURAL ENGINEERING CONSULTING SERVICES						\$ 13,938,484.10	\$ 4,524,296.68
POND & COMPANY	INFRASTRUCTURE ARCHITECTURAL ENGINEERING CONSULTING SERVICES				\$ 2,870,139.20		\$ 2,207,627.87	\$ 527,841.69
WSP USA, INC.	INFRASTRUCTURE ARCHITECTURAL ENGINEERING CONSULTING SERVICES						\$ 2,936,175.20	\$ 819,541.26
LIST OF NAMES	BUS AND RAIL VEHICLE CONSULTING SERVICES	AE50114	12/1/2022	Three (3) Years w/Two (2) One (1) Year	\$ 10,979,505.00			

METROPOLITAN ATLANTA RAPID TRANSIT AUTHORITY								
PAYMENTS AND CONTRACTS \$20,000 OR MORE								
(FOR THE PERIOD OF JULY 1, 2024 THROUGH JUNE 30, 2025)								
	PURPOSE	CONTRACT NUMBER	AWARD DATE	BASE TERM W/ OPTIONS	AWARD AMOUNT	PAYMENTS MADE VIA SMALL PURCHASES, PO OR OTHER	TOTAL CONTRACT VALUE PAID TO DATE IN AP	TOTAL PAID IN FY 24
HATCH ASSOCIATES CONSULTANTS, INC.	BUS AND RAIL VEHICLE CONSULTING SERVICES						\$ 4,367,019.41	\$ 1,308,418.41
STV INCORPORATED	BUS AND RAIL VEHICLE CONSULTING SERVICES (BUS)						\$ 59,124.95	\$ 59,124.95
WSP USA, INC.	BUS AND RAIL VEHICLE CONSULTING SERVICES (BUS)						\$ 95,488.02	\$ 37,252.03
WSP USA, INC.	BUS AND RAIL VEHICLE CONSULTING SERVICES (RAIL)						\$ 1,321,119.85	\$ 387,016.07
LIST OF NAMES	DESIGN SERVICES FOR CLAYTON COUNTY MULTIPURPOSE OPERATIONS & MAINTENANCE FACILITY	AE50123	8/25/2022	Two (2) Years w/Two (2) One (1) Year	\$ 23,000,000.00			
STV INCORPORATED	DESIGN SERVICES FOR CLAYTON COUNTY MULTIPURPOSE OPERATIONS & MAINTENANCE FACILITY						\$ 16,727,709.71	\$ 6,294,599.66
LIST OF NAMES	DESIGN SERVICES FOR CLAYTON COUNTY MULTIPURPOSE OPERATIONS & MAINTENANCE FACILITY	AE50149	2/21/2023	Three (3) Years w/Two (2) One (1) Year	\$ 3,000,000.00			
VOLKERT - CERM JOINT VENTURE	STRUCTURAL INSPECTION ENGINEERING SERVICES						\$ 373,206.78	\$ 302,211.57
VOLKERT, INC.	STRUCTURAL INSPECTION ENGINEERING SERVICES						\$ 180,804.05	\$ 45,608.33
LIST OF NAMES	BANKHEAD STATION PLATFORM EXPANSION	AE50292	1/24/2024	Two (2) Years w/One (1) One (1) Year	\$ 6,000,000.00			
AXIS INFRASTRUCTURE, LLC	BANKHEAD STATION PLATFORM EXPANSION						\$ 1,909,693.32	\$ 1,302,513.92
LIST OF NAMES	ATLANTA STREETCAR EAST EXTENSION	AE50293	12/14/2023	Two (2) Years w/One (1) One (1) Year	\$ 11,500,000.00			
HDR ENGINEERING, INC.	ATLANTA STREETCAR EAST EXTENSION						\$ 494,485.72	\$ 442,690.81

METROPOLITAN ATLANTA RAPID TRANSIT AUTHORITY								
PAYMENTS AND CONTRACTS \$20,000 OR MORE								
(FOR THE PERIOD OF JULY 1, 2024 THROUGH JUNE 30, 2025)								
	PURPOSE	CONTRACT NUMBER	AWARD DATE	BASE TERM W/ OPTIONS	AWARD AMOUNT	PAYMENTS MADE VIA SMALL PURCHASES, PO OR OTHER	TOTAL CONTRACT VALUE PAID TO DATE IN AP	TOTAL PAID IN FY 24
LIST OF NAMES	TARGETED CLEANING SERVICES	B47530	7/18/2022	Three (3) Years w/Two (2) One (1) Year	\$36,790,256.62			
A-ACTION JANITORIAL SERVICE, INC.	TARGETED CLEANING SERVICES - ZONE 7						\$ 1,973,011.80	\$ 202,265.02
BRIGHTER IMAGE, INC.	TARGETED CLEANING SERVICES - ZONE 5						\$ 2,356,726.57	\$ 887,992.70
IMAGANN CLEANING SERVICE, INC.	TARGETED CLEANING SERVICES - ZONE 1						\$ 1,346,327.57	\$ 504,978.23
KEYSTONE MANAGEMENT, LLC	TARGETED CLEANING SERVICES - ZONE 4						\$ 4,714,569.43	\$ 1,677,875.11
L7FS, LLC	TARGETED CLEANING SERVICES - ZONE 3						\$ 2,799,327.53	\$ 1,357,875.26
PUBLIC FACILITIES & SERVICES	TARGETED CLEANING SERVICES - ZONE 2						\$2,550,087.82	\$ 1,020,601.07
VECTOUR GROUP, INC.	TARGETED CLEANING SERVICES - ZONE 6						\$ 1,481,574.58	\$ 456,996.78
LIST OF NAMES	MARTA'S PLANNING SUPPORT AND TECHNICAL SERVICES	P39820	1/23/2018	Three (3) Years w/Two (2) One (1) Year	\$99,300,000.00			
AECOM TECHNICAL SERVICES	MARTA'S PLANNING SUPPORT & TECHNICAL SERVICES						\$ 11,302,777.15	\$ 104,245.49
LIST OF NAMES	CONSTRUCTION MANAGEMENT AT RISK (CMAR) WITH PRE- CONSTRUCTION SERVICES TO SUPPORT STATION REHABILITATION PROGRAM	P44312	3/26/2020	Five (5) Years	\$300,000,000.00			
CARROLL DANIEL/MOODY A JOINT VENTURE	CMAR FOR STATION REHAB PROGRAM						\$ 76,617,323.56	\$ 32,398,286.96
NEW SOUTH - SYNERGY A JOINT VENTURE	CMAR FOR STATION REHAB PROGRAM						\$ 56,943,757.01	\$ 23,314,074.71
REEVES YOUNG-CERM	CMAR FOR STATION REHAB PROGRAM						\$ 29,630,720.83	\$ 20,654,453.80
LIST OF NAMES	FIVE POINTS TRANSFORMATION CMAR	P46354	2/24/2022	Three (3) Years	\$ 69,000,000.00			

METROPOLITAN ATLANTA RAPID TRANSIT AUTHORITY								
PAYMENTS AND CONTRACTS \$20,000 OR MORE								
(FOR THE PERIOD OF JULY 1, 2024 THROUGH JUNE 30, 2025)								
	PURPOSE	CONTRACT NUMBER	AWARD DATE	BASE TERM W/ OPTIONS	AWARD AMOUNT	PAYMENTS MADE VIA SMALL PURCHASES, PO OR OTHER	TOTAL CONTRACT VALUE PAID TO DATE IN AP	TOTAL PAID IN FY 24
SKANSKA USA BUILDING, INC.	FIVE POINTS TRANSFORMATION CMAR						\$ 7,606,886.60	\$ 6,187,690.53
LIST OF NAMES	GENERAL COUNSEL AND OTHER LEGAL SERVICES	P46721	2/1/2021	Five (5) Years	\$21,000,000.00			
BONDURANT MIXSON & ELMORE LLP	GENERAL COUNSEL AND OTHER LEGAL SERVICES						\$ 224,208.86	\$ 33,024.16
DENTONS US, LLP	GENERAL COUNSEL AND OTHER LEGAL SERVICES						\$ 221,066.50	\$ 109,978.50
FREEMAN MATHIS & GRAY, LLP	GENERAL COUNSEL AND OTHER LEGAL SERVICES						\$ 298,241.13	\$ 274,597.36
GRAY, RUST, ST. AMAND, MOFFETT & BRIESKE, LLP	GENERAL COUNSEL AND OTHER LEGAL SERVICES						\$ 1,405,130.82	\$ 312,793.16
GREENBERG TRAURIG, LLP	GENERAL COUNSEL AND OTHER LEGAL SERVICES						\$ 1,636,218.36	\$ 262,983.33
HENEFELD & GREEN P.C.	GENERAL COUNSEL AND OTHER LEGAL SERVICES						\$ 608,631.67	\$ 122,590.73
HICKCOX, ROBERTSON & STUNDA, LLC	GENERAL COUNSEL AND OTHER LEGAL SERVICES						\$ 280,029.63	\$ 47,792.00
JACKSON LEWIS P.C.	GENERAL COUNSEL AND OTHER LEGAL SERVICES						\$ 2,102,074.51	\$ 360,369.10
JAMES E DEARING, JR, P.C.	GENERAL COUNSEL AND OTHER LEGAL SERVICES						\$ 95,891.65	\$ 27,693.70
JAMES E. MCGUIRE, LLC	GENERAL COUNSEL AND OTHER LEGAL SERVICES						\$ 323,734.25	\$ 64,590.75
LAW OFFICE OF CAMERON HAWKINS	GENERAL COUNSEL AND OTHER LEGAL SERVICES						\$ 1,015,364.60	\$ 321,308.55
LEWIS BRISBOIS BISGAARD & SMITH	GENERAL COUNSEL AND OTHER LEGAL SERVICES						\$ 1,891,626.56	\$ 806,793.76
MORRIS MANNING & MARTIN, LLP	GENERAL COUNSEL AND OTHER LEGAL SERVICES							\$ 43,404.40
PARKER POE ADAMS.. & BERNSTEIN LLP	GENERAL COUNSEL AND OTHER LEGAL SERVICES						\$ 891,579.73	\$ 422,197.13
SMITH, GAMBRELL & RUSSELL, LLP	GENERAL COUNSEL AND OTHER LEGAL SERVICES						\$ 951,687.37	\$ 217,321.35
THE EMPLOYMENT LAW SOLUTION: MCFADDEN DAVIS, LLC	GENERAL COUNSEL AND OTHER LEGAL SERVICES						\$ 20,270.00	\$ 20,270.00

METROPOLITAN ATLANTA RAPID TRANSIT AUTHORITY								
PAYMENTS AND CONTRACTS \$20,000 OR MORE								
(FOR THE PERIOD OF JULY 1, 2024 THROUGH JUNE 30, 2025)								
	PURPOSE	CONTRACT NUMBER	AWARD DATE	BASE TERM W/ OPTIONS	AWARD AMOUNT	PAYMENTS MADE VIA SMALL PURCHASES, PO OR OTHER	TOTAL CONTRACT VALUE PAID TO DATE IN AP	TOTAL PAID IN FY 24
THE LAW OFFICE OF DON EDWARDS	GENERAL COUNSEL AND OTHER LEGAL SERVICES						\$ 424,193.53	\$ 182,321.35
THOMAS KENNEDY SAMPSON & TOMPKINS LLC	GENERAL COUNSEL AND OTHER LEGAL SERVICES							\$ 118,929.77
WEINBERG WHEELER HUDGINS GUNN & DIAL, LLC	GENERAL COUNSEL AND OTHER LEGAL SERVICES						\$ 1,924,689.74	\$ 597,278.55
LIST OF NAMES	PROCUREMENT OF SPECIALIZED PROFESSIONAL SERVICES	P47520	6/17/2021	Three (3) Years w/Two (2) One (1) Year	\$25,920,156.00			
CLIENTSOLV TECHNOLOGIES	PROCUREMENT OF SPECIALIZED PROFESSIONAL SERVICES						\$ 534,375.00	\$ 44,887.50
GANTEC CORPORATION	PROCUREMENT OF SPECIALIZED PROFESSIONAL SERVICES						\$ 4,997,570.00	\$ 1,518,250.00
HNTB Corporation	PROCUREMENT OF SPECIALIZED PROFESSIONAL SERVICES						\$ 8,366,110.87	\$ 1,997,035.48
INFOSYS LIMITED	PROCUREMENT OF SPECIALIZED PROFESSIONAL SERVICES						\$ 5,461,603.20	\$ 1,644,472.80
NUMBERS ONLY, INC.	PROCUREMENT OF SPECIALIZED PROFESSIONAL SERVICES						\$ 8,507,519.25	\$ 2,316,841.00
POLARIS ASSOCIATES, INC.	PROCUREMENT OF SPECIALIZED PROFESSIONAL SERVICES						\$ 8,598,099.70	\$ 2,412,218.70
LIST OF NAMES	GENERAL PLANNING CONSULTING PROFESSIONAL SERVICES	P50097	5/12/2023	Three (3) Two (2) One (1) Year	\$ 76,000,000.00			
HNTB CORPORATION	GENERAL PLANNING CONSULTING PROFESSIONAL SERVICES						\$ 5,145,321.59	\$ 3,588,838.68
VANASSE HANGEN BRUSTLIN, INC. (VHB)	GENERAL PLANNING CONSULTING PROFESSIONAL SERVICES						\$ 9,404,416.79	\$ 6,118,529.36
WSP USA, INC.	GENERAL PLANNING CONSULTING PROFESSIONAL SERVICES						\$ 4,784,941.43	\$ 4,149,899.55

METROPOLITAN ATLANTA RAPID TRANSIT AUTHORITY

INCREASES OF EXISTING BOARD APPROVED CONTRACTS

There were twenty-two increases of existing contracts during FY 2025.

METROPOLITAN ATLANTA RAPID TRANSIT AUTHORITY
INCREASES OF EXISTING BOARD APPROVED CONTRACTS
(JULY 1, 2024 THROUGH JUNE 30, 2025)

	PURPOSE	PREVIOUS VALUE	ADJUSTMENT AMOUNT	NEW VALUE
A-NATIONAL LIMOUSINE SERVICES+A5:B26	RFP P43706 SUPPLEMENTAL MOBILITY OPERATIONS AND MAINTENANCE SERVICES	\$ 43,223,131.81	\$ 10,640,691.00	\$ 53,863,822.81
ARCHER WESTERN CONSTRUCTION	IFB B50070 SUMMERHILL BUS RAPID TRANSIT (BRT)	\$ 65,945,441.10	\$ 30,300,000.00	\$ 96,245,441.10
AT&T CORPORATION	P40186 DIVERSE FIBER ROUTING FOR NETWORK INFRASTRUCTURE	\$ 4,339,000.00	\$ 5,554,642.00	\$ 9,893,642.00
AXON ENTERPRISE, INC	RFPP P47663 BODY WORN CAMERAS, VIDEO STORAGE AND ACCESSORIES	\$ 3,986,936.00	\$ 2,045,904.50	\$ 6,032,840.50

BRYAN CAVE LLP; CHILIVIS, GRUBMAN, DALBEY, & WARNER LLP; DENTONS US, LLP; Dillard Sellers; EDWARDS & HAWKINS, LLC; GRAY, RUST, ST. AMAND, MOFFETT & BRIESKE, LLP; GREENBERG TRAUIG, LLP; HENEFELD & GREEN P.C.; HICKCOX, ROBERTSON & STUNDA, LLC; HOLLAND & KNIGHT LLP; JACKSON LEWIS P.C.; JAMES E DEARING, JR, P.C.; JOSEPH D. YOUNG, P.C. ; KUTAK ROCK LLP; LEWIS BRISBOIS BISGAARD & SMITH; MABRY & MCCLELLAND, LLP; MORRIS MANNING & MARTIN, LLP ; MOZLEY, FINLAYSON & LOGGINS, LLP ; Parker Poe Adams & Bernstein LLP; ROBERT B. BAKER, P.C.; ROGERS & HARDIN LLP ; SMITH, GAMBRELL & RUSSELL, LLP; THOMAS KENNEDY SAMPSON & TOMPKINS LLC ; THOMPSON COBURN; WEINBERG WHEELER HUDGINS GUNN & DIAL, LLC; WIMBERLY, LAWSON, STECKEL, SCHNEIDER & STINE, P.C.; Weissman PC	P46721 GENERAL COUNSEL AND OTHER LEGAL SERVICES	\$ 21,000,000.00	\$ 16,500,000.00	\$ 37,500,000.00
---	---	------------------	------------------	------------------

GEORGIA COACH LINES, INC	RFQ Q50465 SUPPLEMENTAL SHUTTLE BUS SERVICES	\$ 188,625.00	\$ 47,375.00	\$ 236,000.00
GIBBS AUTOMOTIVE & ELECTRONICS, LLC	IFB B50087 AUTHORIZATION FOR VEHICLE TOWING SERVICES	\$ 458,550.00	\$ 366,390.00	\$ 824,940.00
GOOD CHOICE X-PERT TREE SERVICE, LLC	IFB B47306 SNOW AND DEBRIS REMOVAL SERVICES	\$ 499,950.00	\$ 231,000.00	\$ 730,950.00
HEWLETT PACKARD ENTERPRISE COMPANY	RFPP P50134 HARDWARE AND SOFTWARE SUPPORT	\$ 354,540.94	\$ 37,687.57	\$ 392,228.51
JACOBS RUSSELL MARTA TEAM	P43871 CPMO CONSULTANT SUPPLEMENTAL SERVICES	\$ 94,345,975.95	\$ 121,000,000.00	\$ 215,345,975.95
NELSON NYGAARD CONSULTING ASSOCIATES, INC.	L50415 - PROFESSIONAL SERVICES FOR TRANSIT SCHEDULING SUPPORT SERVICES	\$ 197,476.70	\$ 159,740.00	\$ 357,216.70
ORACLE AMERICA, INC	P27978 MAINTENANCE AND SUPPORT FOR ORACLE DATABASE, ERP AND ID MANAGEMENT LICENSES	\$ 22,938,274.22	\$ 12,514,079.00	\$ 35,452,353.22
ORAGAMI RISK, INC	RFP P44741 RISK MANAGEMENT INFORATION SOFTWARE AS A SERVICE (SaaS)	\$ 1,040,429.25	\$ 77,577.50	\$ 1,118,006.75
RADIO ANTENNA SITES	L40123 LEASE AGREEMENTS FOR RADIO ANTENNA SITES	\$ 4,940,975.59	\$ 598,036.20	\$5,539,011.79
REPUBLIC SERVICES	RFP P50611 REFUSE AND REMOVAL SERVICES	\$ 185,000.00	\$ 1,714,741.45	\$ 1,899,741.45
SABA SOFTWARE, INC	P42158 CLOUD BASED LEARNING MANAGEMENT SYSTEM	\$ 484,920.97	\$ 123,028.02	\$ 607,948.99

SIEMENS MOBILITY, INC.	FC-9839 TECHNICAL SUPPORT AND SPARE SUPPLY SERVICES FOR THE ATLANTA STREETCAR S70 LIGHT RAIL VEHICLES	\$ 6,572,148.00	\$ 2,067,331.54	\$ 8,639,479.54
SOUTH-EAST SWITCHGEAR, LLC	IFB B50350 DECATUR TRACTION POWER SUPPLY SUBSTATION (TPSS) PHASE 1 AND PHASE 2 REPLACEMENT	\$ 385,888.00	\$ 798,000.00	\$ 1,183,888.00
TITAN TECHNOLOGY SOLUTIONS US, INC	RFPP P45224 CONTRACTUAL AUTHORIZATION FOR WEB TTTAN CONTENT FILTERING SERVICE FOR WI-FI ON MOBILITY, BUSES, AND RAIL SERVICE	\$ 270,900.00	\$ 178,794.00	\$ 449,694.00
T-MOBILE USA, INC.	RFP P50052 AUTHORIZATION FOR WI-FI DATA TELECOMMUNICATION SERVICES FOR MARTA BUSES, RAIL CARS, AND OTHER EQUIPMENT	\$ 1,405,687.50	\$ 70,506.80	\$ 1,476,194.30
TRAPEZE SOFTWARE GROUP INC	RFP P34149 TRAPEZE MASTER AGREEMENT	\$ 27,585,422.60	\$ 14,463,221.00	\$ 42,048,643.60
WASTE MANAGEMENT	IFB B38146 REFUSE REMOVAL SERVICES	\$ 1,378,688.64	\$ 58,095.05	\$ 1,436,783.69

METROPOLITAN ATLANTA RAPID TRANSIT AUTHORITY

BOARD OF DIRECTORS' FEES

This report lists the total fees paid during FY 2025 to each member of the MARTA Board of Directors for their service on the Board. The report does not include travel or conference expenses.

METROPOLITAN ATLANTA RAPID TRANSIT AUTHORITY
Board of Directors Fees
Paid for the Period July 1, 2024, through June 30, 2025

<u>DIRECTOR</u>	<u>TOTAL FEES</u>
Blakley, Stacey	\$ 1,954.54
Elizabeth Bolton-Harris	\$ 1,680.00
Durrett, James	\$ 5,040.00
Floyd, William	\$ 1,027.50
Frierson, Roderick	\$ 8,075.20
Hardage, Freda	\$ 4,782.66
Ide, Jennifer	\$ 5,204.10
Jones, Sagirah	\$ 5,310.67
Pond, Al	\$ 6,275.02
Pollock, Shayna	\$ 1,575.00
Powers, Kathryn	\$ 6,181.54
Scott, Rita	\$10,925.34
Tzegaegbe, Jacob	\$ 3,255.00
Williamson, Valencia	\$ 4,616.08
Worthy, Thomas	\$ 5,760.72

METROPOLITAN ATLANTA RAPID TRANSIT AUTHORITY

BOARD OF DIRECTORS' TRAVEL

The following report is a detailed listing of Board of Directors' travel for FY2025.

FY2025 Summary of MARTA Board Travel					
Name	Cost Ctr	Description & Date	Amount	Purpose & Details	Code
Bolton-Harris, Elizabeth	11210	2025 APTA Legislative Conference - Washington, D,C, - May 18 - 21, 2025	\$3,303.30	Annual transit-related legislative visits with Georgia elected officials.	TC
Frierson, Roderick	11210	2025 APTA Legislative Conference - Washington, D,C, - May 18 - 21, 2025	\$3,475.50	Annual transit-related legislative visits with Georgia elected officials.	TC
Frierson, Roderick	11210	2024 APTA Transit Board Members Conference, San Jose, CA - July 13 - 16, 2024	\$2,509.41	Transit Board Members come together for professional development sessions focusing on best practices in governance and creating policy for public transportation systems.	TC
Frierson, Roderick	11210	2024 APTA Transform Conference, Anaheim, CA - September 29 - October 2, 2024	\$3,040.12	Provides the ideas, insights, and connections to help manage the changing mobility environment and the future of public transportation.	TC
Hardage, Freda	11210	2024 APTA Transform Conference, Anaheim, CA - September 29 - October 2, 2024	\$2,767.31	Provides the ideas, insights, and connections to help manage the changing mobility environment and the future of public transportation.	TC
Hardage, Freda	11210	2025 GNFCCC Fly-in, Washington, DC - May 6 - 8, 2025	\$3,551.94	Annual meetings with Congressional and policy leaders while advocating for the North Fulton community.	TC
Ide, Jennifer	11210	2025 APTA Legislative Conference - Washington, D,C, - May 18 - 21, 2025	\$2,989.90	Annual transit-related legislative visits with Georgia elected officials.	TC

Jones, Sagirah	11210	2024 APTA Transit Board Members Conference, San Jose, CA - July 13 - 16, 2024	\$2,827.92	Transit Board Members come together for professional development sessions focusing on best practices in governance and creating policy for public transportation systems.	TC
Jones, Sagirah	11210	2024 APTA Transform Conference, Anaheim, CA - September 29 - October 2, 2024	\$3,344.07	Provides the ideas, insights, and connections to help manage the changing mobility environment and the future of public transportation.	TC
Jones, Sagirah	11210	2025 APTA Legislative Conference - Washington, D,C, - May 18 - 21, 2025	\$3,327.68	Annual transit-related legislative visits with Georgia elected officials.	TC
Scott, Rita	11210	2024 APTA Transit Board Members Conference, San Jose, CA - July 13 - 16, 2024	\$1,985.29	Transit Board Members come together for professional development sessions focusing on best practices in governance and creating policy for public transportation systems.	TC
Scott, Rita	11210	2024 APTA TransForm Conference, Anaheim, CA - September 29 - October 2, 2024	\$3,030.12	Provides the ideas, insights, and connections to help manage the changing mobility environment and the future of public transportation.	TC
Williamson, Valencia	11210	2025 APTA Legislative Conference - Washington, D,C, - May 17 - 21, 2025	\$3,530.56	Annual transit-related legislative visits with Georgia elected officials.	TC

Worthy, Thomas	11210	2024 APTA Transform Conference, Anaheim, CA - September 30 - October 1, 2024	\$2,320.54	Provides the ideas, insights, and connections to help manage the changing mobility environment and the future of public transportation.	TC
Worthy, Thomas	11210	2025 Capital Investment Grants [CIG] Fly-in, Washington, DC - March 4 - 5, 2025	\$1,618.31	Meetings regarding the Capital Investment Grants (CIG) program. The program funds fixed guideway investments, including new and expanded rapid rail, commuter rail, light rail, streetcars, bus rapid transit, and corridor-based bus rapid transit investments that emulate the features of rail.	TC

METROPOLITAN ATLANTA RAPID TRANSIT AUTHORITY

EMPLOYEE TRAVEL EXPENSES

This report section details non-local travel by MARTA employees during FY 2025 for which all or some MARTA funds were utilized, along with specific information regarding the employees' name, purpose of trip and expenses incurred.

FY25 Summary of MARTA Staff Travel					
Name	Cost Center	Description & Date	Amount	Purpose & Details	Code
Allen, Rhonda N.	11520	AFC 2.0 Visit to Magnetics Manufacturing Facility - Orlando, FL - Oct 8, 2024	407.80	Visit to Magnetics Manufacturing Facility to view faregates in support of a design decision.	CP
Allen, Rhonda N.	11520	Init Group Customer Meeting - Montreal, Quebec, Oct 20 - 23, 2024	3,635.39	Attended to exchange tips, discuss lessons learned and latest updates with Init and other users of their platform.	MI
Allen, Rhonda N.	11520	APTA Marketing, Communications and CX Workshop, Long Beach, CA - Feb 22-26, 2025	1,891.53	Learn about public transportation customer experience best practices.	TC
Allen, Rhonda N.	11520	UITP Special Events Planning Workshop - Dallas, TX, Mar 12 - 14, 2025	1,490.70	Participated in facilitated discussions on transportation needs for the 2026 FIFA World Cup w/ FIFA reps and other public transit agencies and planning consultants.	MI
Allen, Rhonda N.	11520	CXPA 2025 Global Conference - Indianapolis, IN - Apr 27 - May 1, 2025	3,456.77	Attended to exchange tips and discuss best practices for customer experience led by CXPA.	MI
Amemowoto, Felix Veron	19210	Support for the 60th Presidential Inauguration - Washington, DC - Jan 18 - 21, 2025	322.00	Transit security support for the 60th presidential inauguration.	MI
Anderson, Raphael LaVon	19210	Post Critical Incident Seminar - St. Simons, Island, GA - Jan 27 - 30, 2025	1,063.10	Law enforcement training	TR
Andrews, Peter	16110	STEDCO - Salt Lake City, Utah, Aug 20 - 21, 2024	1,112.94	MARTA-Stadler meeting involving the design and build of the CQ400 Trains	CP
Andrews, Peter	16110	APTA Transform Conference - Anaheim, CA - Sept 28 - Oct 2, 2024	3,504.90	Transit system information exchange and training	TC
Arnold, Chairna L.	16755	TSI Class - Newark, New Jersey - Mar 16 - 21, 2025	1,714.47	TSI course required to obtain the PTSCTP certification for DSQA.	TR
Arnold, Marcus Brian	19851	APA National Conference, Denver CO - Mar 28 - Apr 1, 2025	3,073.96	The conference provides a great opportunity to learn from and network with other professionals in the planning industry. This conference also supports continuing education opportunities for my APA/AICP certification.	TC
Asgar, Devindranauth	18920	AREMA Conference - Louisville, Kentucky, Sept 15 - 18, 2024	2,721.45	Attend conference for increase in railroad knowledge, meet technical expertise, network and engage in a forum for exchanging ideas.	TC
Auguin, Corentin	19841	MPACT 2024 Conference - Philadelphia, PA - Oct 19 - 23, 2024	1,894.34	Participated in panel discussion for bus stop management best practices and project delivery.	TC
Bal, Surujnauth	18920	FRA Training - Arlington, TX - Aug 19 - 23, 2024	2,778.15	To improve knowledge and identify track defects and best method to repair	TR
Barden, Angelina	19210	Crisis/Hostage Negotiations Level II - Flower Mound, TX - May 4 - 10, 2025	2,373.85	Law enforcement training	TR
Bau, Te Ted	18210	NFMT Conference - Las Vegas, NV - Oct 28 - 31, 2024	1,825.96	Engineer training for PE PDU	TR
Bau, Te Ted	18210	NFPA conference - Las Vegas, NV - Jun 15 - 21, 2025	2,920.65	NFPA conference / PE PDU	
Batista, Macys H	19210	National Police Week in DC (unable to attend due to on duty injury)	471.96	Representative of the MARTA Police Department for National Police Week	MI
Batista, Macys H	19210	Puerto Rico Recruiting Trip #2 - San Juan, PR - Unable to attend due to injury	485.99	Personnel Recruitment to fill vacant positions	MI
Benvenutti Santiago, Roberto Jorge	19210	Recruiting Trip #2, San Juan, Puerto Rico, Apr 27 - May 2, 2025	1,814.46	Personnel Recruitment to fill vacant positions	MI
Bernard, Jorge L.	17510	INDIGO Electronic Mark-Up - Indianapolis, IN - Aug 26 - 27, 2024	966.74	Visited peer agency to engage with staff and review the implementation of Electronic Mark-up and operational scheduling system.	MI
Bernard, Jorge L.	17510	CQ400 Training - Salt Lake City, Utah, Dec 8 - 13, 2024	200.00	Visited Stadler facility in Salt Lake City for CQ400 Familiarization and training.	TR
Biehl, Alec M	22330	Burke Institute Moderator Basic Training - Cincinnati, OH - Apr 7 - 10, 2025	4,630.61	Essentials of conducting qualitative research, namely interviews and focus groups. Important skills to harness especially with MARTA's acquisition of AI software that is able to rapidly and reliably analyze comments and dialogue	TR
Biehl, Alec M	22330	AAPOR annual conference - St Louis, Missouri, May 13 - 17, 2025	2,147.74	Presented initial results from MARTA's Voice of the Customer survey and attended sessions on novel survey methodologies that can be incorporated in MARTA's Field Research Unit practices	OC
Boone, Achillius D	19210	National Police Week representative for MPD - Washington, DC - May 11 -16, 2025	1,187.08	Representative of the MARTA Police Department for National Police Week	MI
Borders, Cynthia	19210	Support for the 60th Presidential Inauguration - Washington, DC - Jan 18 - 21, 2025	322.00	Transit security support for the 60th presidential inauguration.	MI
Boyou, Boima Z Jr.	15710	CQ 400 Training - Salt Lake, UT - Dec 8 - 13, 2024	519.77	Visited Stadler facility in Salt Lake City for CQ400 Familiarization and training.	TR
Britt, Cleshea	19210	PERF Senior Management Institute for Police- Boston, MA - Jul 5 - 25, 2024	699.46	Law enforcement training	TR
Britt, Cleshea	19210	Command College - Columbus, GA - Oct 6 - 11, 2024	1,194.00	Professional Development	MI
Britt, Cleshea	19210	command College - Columbus, GA - Oct 27 - Nov 01, 2024	1,254.00	Professional Development	MI
Britt, Cleshea	19210	Command College - Columbus, GA - Jan 14 - 16, 2025	542.00	Professional Development	MI
Bruno, Peter H.	12810	APTA Workforce Conference - Washington, DC - Aug 21 - 23, 2024	1,929.36	Supported the Agency's development of the Workforce Superintendent Program	TC
Bruno, Peter H.	12810	APTA Mobility Conference - Austin, TX - Apr 5 - 9, 2025	3,146.48	To hear lessons learned and best practices and how they can be applied to our Operation	TR
Bryant, Eulace DeAngelo	19210	Active Threat Response Course - Savannah, GA - Aug 26 - 31, 2024	1,636.36	Law enforcement training	TR
Bull, Nikolas	11510	AFC 2.0 FAT Testing - Chesapeake, VA - April 13 - 19,2025	1,488.86	AFC 2.0 Factory Acceptence Testing with INIT.	MI
Burke, Joseph D.	15640	CQ400 Training - Salt Lake City, Utah, Dec 8 - 13, 2024	510.00	Visited Stadler facility in Salt Lake City for CQ400 Familiarization and training.	TR
Burn, Douglas	19210	Support for the 60th Presidential Inauguration - Washington, DC - Jan 18 - 21, 2025	322.00	Transit security support for the 60th presidential inauguration.	MI
Campbell, Yolanda T.	16810	ENOMAX - Washington DC - Aug 11 - 16, 2024	2,008.20	As a part of the ENOMAX program, we visited WMATA (aka Washington Metro).	MI
Canady-Salters, Chastity	16730	Fundamentals of Bus Collision Investigation Class - Miami, FL - Aug 25 - 30, 2024	1,420.56	TSI course required to obtain the PTSCTP certification for DSQA.	TR

Cannida, Chinnette Bass	17310	APTA MARKETING AND COMMS Workshop - Long Beach, CA - Feb 23 - 26, 2025	2,802.65	The Marketing leadership team attended the APTA conference for training, best practice sharing and to accept the Best Marketing & Communications Campaign ADWheel award.	MI
Carrier, Matthew T.	19210	APTA Peer Advisory Group Security Roundtable - San Francisco, CA - Jun 27 - Jul 1, 2025	2,904.61	Law enforcement roundtable to discuss current transit security risks	OC
Chambers, Keith R.	18710	To attend class needed to keep QEI certification valid - Pensacola, FL - Nov 3 - 5, 2024	833.24	Attndng a required annual continuing education class for Qualified Elevator Inspector recertification	TR
Chapman, Binta	19210	Command College - Columbus, GA - Jul 14 - 19, 2024	1,204.50	Professional Development	MI
Chapman, Binta	19210	Command College - Columbus, GA - Aug 18 - 23, 2024	1,204.50	Professional Development	MI
Chapman, Binta	19210	Command College - Columbus, GA - Nov 10 - 15, 2024	1,194.00	Professional Development	MI
Chapman, Binta	19210	Command College - Columbus, GA - Feb 9 - 14, 2025	1,244.00	Professional Development	MI
Chapman, Binta	19210	Command College - Columbus, GA - Apr 6 - 11, 2025	1,244.00	Professional Development	MI
Chapman, Binta	19210	Command College - Columbus, GA - Jun 8 - 13, 2025	1,244.00	Professional Development	MI
Chapman, Binta	19210	Command College - Columbus, GA - Jun 15 - 20, 2025	1,244.00	Professional Development	MI
Choi, Jessica Veuoak	19841	MPACT 2024 Conference - Philadelphia, PA - Oct 19 - 23, 2024	1,999.35	Organized a panel session on Soccer, Parks, and Activation in Transit highlighting MARTA's partnerships	TC
Choi, Jessica Veuoak	19841	National Steering Committee Meeting - Portland, OR - Apr 21 - 24, 2025	1,202.12	Served as a MARTA rep to the Mpact (formerly Railvolution) National Steering Committee	TC
Choi, Jessica Veuoak	19841	MPact National Steering Committee Meeting - Austin, TX - Jun 23 - 26, 2025	1,375.00	Served as a MARTA rep to the Mpact (formerly Railvolution) National Steering Committee	TC
Chon, Andrew	19210	Recruiting Trip # 2 - San Juan, Puerto Rico. - Apr 27 - May 2, 2025	1,369.99	Personnel Recruitment to fill vacant positions	MI
Cloud, Ernest W III	19210	Post Critical Incident Seminar - St. Simons Island, GA - Apr 14 - 17, 2025	629.10	Law enforcement training	TR
Cogdell, Tracie	15312	Clever Devices Conference - Pittsburgh, PA - Sept 15 - 19, 2024	2,028.07	Attending the transit conference offers a valuable opportunity to gain insights into emerging transportation technologies, network with industry leaders, and contribute to shaping the future of sustainable urban mobility.	TC
Cogdell, Tracie	15312	Think Transit Conference - Kansas City, MO - Mar 16 - 20, 2025	3,193.93	Attending the transit conference offers a valuable opportunity to gain insights into emerging transportation technologies, network with industry leaders, and contribute to shaping the future of sustainable urban mobility.	TC
Copeland, Michael M.	16720	CQ400 Training - Salt Lake City, Dec 3 - 6, 2024	350.00	Participated in the Factory Acceptance Inspection (FAI) for the CQ-400 railcar in Salt Lake City, Utah.	CP
Crowder, Carmen	19210	Support for the 60th Presidential Inauguration - Washington, DC - Jan 18 - 21, 2025	322.00	Transit security support for the 60th presidential inauguration.	MI
Crowder, Carmen	19210	Recruiting Trip - San Juan, Puerto Rico. - Mar 9 - 13, 2025	1,162.00	Personnel Recruitment to fill vacant positions	MI
Crowder, Carmen	19210	Recruiting Trip #2 - San Juan, Puerto Rico - Apr 27 - May 2, 2025	2,690.61	Personnel Recruitment to fill vacant positions	MI
Cuate, Victor Lara	12811	IndyGo Site Visit - Indianapolis, IN - Aug 26 - 27, 2025	863.24	Visited peer agency to engage with staff and study the implementation of Electronic Mark-up and operational scheduling system.	MI
Cuate, Victor Lara	12811	ThinkTransit Conference - Kansas City, MO - Mar 15 - 20, 2025	2,770.97	Transit conference to learn about efficiencies from new and current software vendors to apply at MARTA.	TC
Davenport, Willie Frank	19210	FBI National Academy Associates Conference Kansas City, MO - Jul 19 - 24, 2024	2,919.80	Law enforcement training	OC
Davenport, Willie Frank	19210	IACP Conference - Boston, MA - Oct 18 - 23, 2024	4,022.30	Law enforcement training	OC
Davis, Aja	16760	SMS Principles for Transit TSI Class - Baltimore, MD - Mar 10 - 13, 2025	1,949.63	TSI Facilitated Transit Rail Incident Investigation course required to obtain the PTSCTP-RTA ITP certification for DSQA.	TR
Davis, Calisha	15910	APTA Mobility Conference - Austin, TX - Apr 5 - 9, 2025	3,244.56	Attended APTA Mobility to explore industry-wide best practices to aid in developing strategies aimed at addressing critical priorities/challenges facing broad-scope mobility services (paratransit/microtransit/on-demand transit; TNCs; vehicles; relative technology, etc)	TC
Dawkins, Lashanda R.	19310	APTA Workforce Development Summit - Washington, DC, Aug 22 - 23, 2024	1,972.50	Attended the inaugural APTA Workforce Development Summit as a presenter, and in my capacity as the Chair of the APTA Workforce Development Committee.	TC
Dawkins, Lashanda R.	19310	NDYGO Site Visit - Indianapolis, Indiana - Aug 26 - 27, 2024	986.48	Visited peer agency to engage with staff and study the implementation of Electronic Mark-up and operational scheduling system.	MI
Dawkins, Lashanda R.	19310	APTA TRANSFORM Conference - Anaheim, CA - Sept 27 - Oct 2, 2024	3,523.99	Attended APTA Board of Directors Meeting, facilitated Workforce Development Committee Meeting, served as a Moderator for a session at TRANSFORM Conference, and conference attendee, in my capacity as the Chair of the APTA Workforce Development Committee.	TC
Dawkins, Lashanda R.	19310	Transit Labor Exchange - Nashville, TN - Oct 20 - 24, 2024	1,921.99	Annual meeting of transit labor professionals who are involved in labor negotiations and related support, to have discussions of recent settlements, bargaining and new developments in labor relations and employment policies industry-wide.	TC
Dawkins, Lashanda R.	22510	APTA Mobility Conference, Austin Texas - Apr 5 - 7, 2025	835.92	Attended APTA Board of Directors Meeting, facilitated Workforce Development Committee Meeting, and served as a Moderator for Day 1 session at Mobility Conference, in my capacity as the Chair of the APTA Workforce Development Committee.	TC
Dawkins, Lashanda R.	22510	Workplace Horizons 2025 - New York, NY - Apr 30 - May 1, 2025	1,117.49	Attended sponsored workplace law conference addressing a variety of subject areas, including the new administration, culture, litigation, and emerging AI. Sessions are CLE/SHRM/HRCI-eligible and CLE credit was received for attendance.	TR

Dennis, Garrett B.	19210	Crisis Negotiations Level III - Hillsboro, OR - Dec 1 - 7, 2024	3,200.19	Law enforcement training	TR
Dirga, Katherine	19930	Facilitate Panel at Mpact Mobility Conference - Philadelphia, PA - Oct 19 - 23, 2024	1,835.32	Organized and Facilitated Session Panel on Creative Placemaking highlighting two MARTA projects	TC
Dirga, Katherine	19930	Mpact National Steering Committee meeting- Portland, OR - Apr. 21 - 24, 2025	1,638.51	Served as a MARTA rep to the Mpact (formerly Railvolution) National Steering Committee	TC
Dirga, Katherine	19930	Mpact National Steering Committee Meeting - Austin, TX - Jun 23 - 26, 2025	1,438.00	Served as a MARTA rep to the Mpact (formerly Railvolution) National Steering Committee	TC
Dorasami, Narendranauth	18920	Tunnel Inspection Class - Columbus, OH - Feb 9 - 14, 2025	3,166.01	NHI (national highway institute) tunnel inspection class in Dayton Ohio to obtain certificate in tunnel inspection.	TR
Dorner, Kesi S.	16310	Eno-Max - Washington, DC - Aug 11 - 13, 2024	1,495.19	Attended as the MARTA Steering Committee sponsor for EnoMax to support the program.	TC
Dorner, Kesi S.	16310	SHRM Inclusion - Aurora, CO - Nov 4 - 7, 2024	1,737.16	Participate as a member of the Executive Network to remain informed on HR and employee regulatory updates	TR
Dorner, Kesi S.	16310	Making Connections Conference - Baltimore, MD - Nov 11 - 13, 2024	1,537.60	Attended Transit Workforce Conference to support recruitment and retention strategies at MARTA.	TR
Dorner, Kesi S.	16310	SHRM Conference 2025 - San Diego, CA - Jun 28 - Jul 1, 2025	2,275.54	Participate as a member of the Executive Network to remain informed on HR and employee regulatory updates	TR
Ellis, Kevin T.	16810	EnoMAX WMATA - Washington, DC - Aug 11 - 16, 2024	2,029.20	Site visit to WMATA (Washington DC) transit agency for EnoMAX leadership program participation	MI
Ellis, Kevin T.	18970	Factory Test Witness for Decatur B50350 - Cincinnati, OH, Jan 13 -14, 2025	905.98	Factory test witness for AC Switchgear in regard to Decatur/ Westlake TPSS Replacement B50350 project	CP
Emory, David D.	11550	APTATech - Philadelphia, PA - Aug 4 - 7, 2024	2,167.16	Attended APTA Technology conference to share and gather insights for customer-facing data and technology practices.	TR
Emory, David D.	11550	Mobility Data Summit 2024 - Montreal, Canada, Oct 29 - Nov 3, 2024	1,697.93	Represented MARTA at annual meeting of MobilityData, a consortium of transit data stakeholders of which MARTA is a member.	TC
Feliciano, Fernando	19210	Recruiting Trip - San Juan, Puerto Rico, Mar 9 - 13, 2025	1,162.00	Personnel Recruitment to fill vacant positions	MI
Feliciano, Fernando	19210	Post Critical Incident Seminar - St. Simons Island, GA - Apr 14 - 17, 2025	629.10	Law enforcement training	TR
Ferrebee, Thomas III	18630	Witness Factory Acceptance Testing Fare Collection 2.0 - Chesapeake, VA - Apr 13-19, 2025	1,642.80	To witness (observe) the Factory Acceptance Test conducted by the manufacturer to verify that the Automatic Fare Collection 2.0 equipment and systems meet all functional and technical requirements of the procurement and technical specification.	CP
Ferrer, Jose A.	19210	Recruiting Trip #2 - San Juan, Puerto Rico, Apr 27 - May 2, 2025	1,299.99	Personnel Recruitment to fill vacant positions	MI
Ford, Taylor D.	16810	EnoMAX - Washington, DC - Aug 11 - 16, 2024	2,062.21	I was apart of the EnoMAX 2024 cohort for professional development. Visited WMATA	TR
Fratiloiu, Georgiana V.	14820	EB TFLEX WORKSHOP FAL - Dallas, TX - Oct 27 - 29, 2024	1,093.91	The 2-day workshop was an opportunity to learn from finance professionals from other transit agencies.	TR
Garmon, Jaquia	19210	Tactical Athlete: Peer Fitness Leader Summit - Statesboro, GA - May 7 - 9, 2025	816.00	Law enforcement training	TR
Giles, Felicia A.	16755	TSI Training - New Orleans, LA - Nov 12 - 15, 2024	1,717.90	TSI course required to obtain the PTSCTP certification for DSQA.	TR
Gilkey, Kevin F Sr	19210	Post Critical Incident Seminar - St. Simons Island, GA - Jan 27 - 30, 2025	1,050.50	Law enforcement training	TR
Giuffrida, Greg M.	11620	APTA Marketing Conference - Long Beach, CA - Feb 20 - 26, 2025	2,528.05	Attended to learn and share best practices for communicating service impacts to customers from major MARTA construction projects, like the Airport Station Rehab and Five Points Transformation.	TC
Gordon, Jon A.	11530	APA Conference NPC25 - Denver, CO - Mar 30 - Apr 2, 2025	2,252.44	I presented on the MARTA HOPE outreach program at the conference, representing MARTA.	TC
Gray, Booker T.	18210	Autodesk Conference - San Diego, CA - Oct 14 - 18, 2024	4,487.63	Infrastructure	TR
Green, Kevin P.	18920	Tunnel Inspection, Columbus, OH - Feb 9 - 14, 2025	3,131.61	NHI (national highway institute) tunnel inspection class in Dayton Ohio to obtain certificate in tunnel inspection.	TR
Greenwood, Collie	11110	Stadler Steering Committee - Rail Cars - Salt Lake City, UT - Aug 20 - 21, 2024	912.95	Attended as a member of the Georgia Chamber Board of Directors	TC
Greenwood, Collie	11110	GNFCC Strategic Leadership Visit - Indianapolis, IN - Sep 23 - 24, 2024	r	Meet with congressional leaders in DC during Chamber's annual DC Fly-in re North Fulton cities	GF
Greenwood, Collie	11110	APTA TRANSform Conference - Sept 26 - Oct 7, 2024	1,417.96	Board Meeting/Conference speaker, workshops, educational sessions, networking	TC
Greenwood, Collie	11110	Tour the Glydways Facility - San Francisco, CA - Oct 20 - 23, 2024	1,206.95	Tour the Glydways Facility with Board members and stakeholders	TC
Greenwood, Collie	11110	APTA Executive Committee Retreat - Las Vegas, Nov 7 - 11, 2024	1,253.95	Annual APTA Executive Committee business retreat	TC
Greenwood, Collie	11110	Stadler Steering Committee - Rail Cars - Salt Lake City, UT - Nov 27, 2024	1,366.96	Attended steering committee meeting as part of MARTA's new rail car project and procurement.	CP
Greenwood, Collie	11110	ACEC Georgia Transportation Summit - Athens, GA - Dec 2, 2024	333.85	Guest speaker/opportunity to engage with the foremost leaders in GA's transportation sector	OC
Greenwood, Collie	11110	APTA CEOs Seminar - San Antonio, TX - Mar 21 - 24, 2025	2,923.98	Opportunity for transit leaders to discuss management, policy issues unique to those at the top of the organizations	TR
Greenwood, Collie	11110	APTA Board/Mobility Conference - Austin, TX - Apr 5 - 9, 2025	2,974.41	Board Meeting/Conf. addresses the critical priorities and challenges facing bus and paratransit systems	TC

Greenwood, Collie	11110	CoMotion Event 'Miami '25 - Miami, FL - Apr 27 - 30, 2025	1,366.68	Guest speaker/Interact with thought-leaders in mobility, hear about the latest market trends	OC
Greenwood, Collie	11110	GA Chamber Spring Board Meeting - Fayetteville, GA - May 4 - 5, 2025	700.00	Attended as a member of the Georgia Chamber Board of Directors	TC
Greenwood, Collie	11110	APTA Board/Legislative Conference - Washington, DC - May 16 - 20, 2025	2,450.27	Board meeting/Opportunity for public transportation industry professionals to make their voices heard in DC	TC
Grinnell, Nevin Erich	11500	Review New Gates for AFC2.0 Project - Orlando, FL - Oct 8, 2024	526.14	Visit to Magnetics Manufacturing Facility to view faregates in support of a design decision.	MI
Grinnell, Nevin Erich	11500	Workshop; Public Transport and Large Events, Newark, NJ - Oct 20 - 22, 2024	976.26	World Cup conversation and workshop with NJ Transit, World Cup and Paris Olympics	MI
Grinnell, Nevin Erich	11500	Marketing Comm & Customer Experience Workshop-Long Beach, CA-Feb 23-26, 2025	2,695.45	APTA Marketing and CX Conference and Workshop	OC
Grissom, Tondelaya	14820	Attended the TFLEX conference in Dallas, TX - Oct 26 - 29, 2024	1,106.02	Attended TFlex to collaborate and engage with other transit agencies; sharing information on financial strategies, investments, training materials, and procurement.	GF
Hammond, Kenya Nicole	22620	APTA TransForm - Anaheim, CA - Sep 29 - Oct 2, 2024	2,104.25	Attended APTA Annual Conference to gain insight and industry knowledge while assisting MARTA Board Members and staff.	TC
Harper, Brittany Carol	17350	APTA Marketing Conference - Long Beach, CA - Feb 23 - 26, 2025	2,882.90	APTA Marketing and CX Conference to attend seminars, gain insights, and network with other transit marketing and communications professionals	TC
Hartman, Philip D.	19210	Bomb Squad Commanders Symposium - Huntsville, AL - Aug 26 - Sept 3, 2024	474.15	Law enforcement training	TR
Hecht, Daniel	15110	Zebra Roundtable - Las Vegas, Nevada - Sep 15 - 18, 2024	1,581.69	MARTA participation in national zero emission bus working group	MI
Hecht, Daniel	15110	Transit State of Good Repair Conference, Washington DC - Mar 4 - 7, 2025	3,176.96	Session speaker to present on MARTA's state of good repair initiatives	TC
Hecht, Daniel	15110	COMET Expert Workshop - Madrid, Spain - Mar 23 - 29, 2025	3,335.41	Participation on automation technologies and CBTC workshop with global transit agencies	TC
Henderson, Eric	15750	Eno TMM Program - San Diego, CA - Jul 29 - Aug 3, 2024	3,435.56	Selected by my Director and Deputy Chief as the candidate to attend the EnoMax Mid Manager program to elevate my managerial skillset	OC
Hill, Monique	19210	Crisis Negotiations Conference - Chandler, AZ - Oct 27 - Nov 1, 2024	2,712.62	Law enforcement training	OC
Hodges, Cedrone D.	19210	Recruiting Trip, San Juan, Puerto Rico - Mar 9 - 13, 2025	3,421.00	Personnel Recruitment to fill vacant positions	MI
Hodges, Cedrone D.	19210	Recruiting Trip #2 - San Juan, Puerto Rico - Apr 27 - May 2, 2025	2,995.62	Personnel Recruitment to fill vacant positions	MI
Huff, Tyrene L.	11210	APTA TRANSform Conference - Anaheim, CA - Sep 28 - Oct 2, 2024	2,725.84	Attended APTA TRANSform Conference, workshops, educational sessions, networking	TC
Hunt, Jonathan	16410	APTA Legal Seminar-Phoenix, AZ - Mar 14 - 18, 2025	2,462.15	Attending the APTA Legal Committee annual meeting to obtain continuing legal education hours and I am the current Chair of the APTA Legal Affairs Committee.	TR
Hunt, Jonathan	16410	APTA Board Member - Mtg - San Francisco, CA - Jun 26 - 29, 2025	1,463.58	Attending the APTA Board Meeting. I am a member of APTA's national Board in my role as Chair of the APTA Legal Affairs Committee.	TC
Hurley, Kevin L.	14210	Attend APTA Conference and Workshops - Anaheim, CA - Sep 28 - Oct 2, 2024	3,678.19	APTA Participation in several Finance and Capital work shops and the awards ceremony.	TC
Hurley, Kevin L.	14210	Attend Transit Finance Learning Exchange - Dallas, TX - Oct 27 - 30, 2024	1,673.48	Participate in the Transit Finance Learning Exchange representing MARTA	GF
Hurley, Kevin L.	14210	Bond Sale Pricing Exercise - New York, NY - Feb 11, 12, 2025	860.16	Execute bond pricing exercise for 2025 Bond sale and refunding.	GF
Hurley, Kevin L.	14210	Transit Finance Conference - San Diego, CA - Apr 11 - 16, 2025	1,460.78	Present at the Transit Finance Learning exchange	GF
Hurley, Kevin L.	14210	COMET Transit Conference - Montreal, QC - May 13 - 16, 2025	1,823.46	Represented MARTA at COMET Conference and including three joint presentations and a learning exchange.	TC
Hyman, India S.	19210	GACP Admin Staff Seminar - Jekyll Island, GA - Sept 8-11, 2024	1,851.24	Law enforcement training	TR
Jackson, Amanda R.	17410	APTA Marketing Conference - Long Beach, CA - Feb 23 - 26, 2025	3,004.07	Communications and social media training and industry best practices	TC
Jackson, Charles Edward	11511	AFC 2.0 Site Visit , Orlando, FL, Oct 7 - 8, 2024	723.71	Visit to Magnetics Manufacturing Facility to view faregates in support of a AFC 2.0 design decision.	MI
Jackson, Darrius	19210	Representative for Agency Award Nomination - Savannah, GA - Jul 22 -23, 2024	103.50	Georgia Association of Chiefs of Police Accreditation award	MI
Jackson, Fredrico A.	19210	Automated Fare Collection 2.0 Site Visit - Rockledge, FL - Oct 7 - 8, 2024	859.52	Site visit to Florida for the Fare collection 2.0	MI
Jackson, Sacoria Mone't	19210	Georgia Police Accreditation Coalition Conference -Young Harris, GA - Jun 22 - 26, 2025	1,318.25	Law enforcement training	OC
Jackson, William	16810	ENO MAX - Washington, DC - Aug 11 - 16, 2024	2,099.20	Traveled to Washington D.C. to WMATA for Eno Max Participation	TC
Jennings, Donna M.	16210	Attended RIMA meeting -- underwriting meetings - Banff, Canada - Sept 29-Oct 4, 2024	2,408.81	Attended Railroad Insurance Managers conference and conducted renewal meetings with excess liability insurance underwriters.	GF
Johnson, Kenneth R.	11530	Tour Faregate Facility, Orlando Florida, Oct 7 - 8, 2024	625.39	Review New Gates for AFC2.0 Project - Orlando, FL - Oct 8, 2024	CP
Johnson, Reginald	17615	CQ400 Training - Salt Lake City, UT - Dec 8 - 13, 2025	510.00	Visited Stadler facility in Salt Lake City for CQ400 Familiarization and training.	TR
Johnson, Sherrie	16810	National Transit Workforce Conference - Baltimore, MD - Nov 11 - 13, 2024	1,365.10	Attended Transit conference to learn about best practices for developing MARTA's workforce.	TC, TR
Johnson, Terry Lynn	19210	Post Critical Incident Seminar - St. Simons Island, Apr. 14 - 17, 2025	1,057.50	Law enforcement training	TR
Jones, Robert L.	16810	EnoMax - Washington, DC - Aug 11 - 16, 2024	2,166.44	Traveled to Washington D.C. to WMATA for Eno Max Participation	MI
Kabala, Martin Mike	15750	Stanray M2 Underfloor Wheel Truing Machine Demos, Albany, NY - Mar 30-Apr 2, 2025	1,540.30	To attend demonstrations of the Stanray M2 Underfloor Wheel Truing Machine at NSH USA in Albany, NY, and to observe the operation of the M1 unit at the PATCO maintenance shop, New Jersey	MI
Keigwin, Laura A.	14820	AFP Conference in Nashville - Nashville, TN - Oct 20 - 23, 2024	3,205.50	Conference providing training on Treasury related topics, including forecasting and risk mgmt.	TR/OC
Kennedy, Emmry R.	15721	Magnetic AutoControl Factory visit - Rockledge, FL - Oct 7 - 8, 2024	661.60	Visit to Magnetics Manufacturing Facility to view faregates in support of a AFC 2.0 design decision.	MI

King, Tomi Donte	19210	Active Threat Response Course - Savannah, GA - Aug 26 - 31, 2024	1,447.48	Law enforcement training	TR
Kirtz, Zachary C.	19841	Spring GPA Conference, Gainesville, GA - Mar 13, 2025	365.65	Conference of American Planning Association (Georgia Chapter) to continue education in the fields of city and transit planning	TC
Knights, Neraun	18920	Tunnel Inspection - Columbus, OH - Feb 9 - 14, 2025	3,239.10	NHI (national highway institute) tunnel inspection class in Dayton Ohio to obtain certificate in tunnel inspection.	TR
Kreher, Michael	19210	GA Assoc of Chiefs of Police Summer Training Conf. Savannah, GA -Jul 21 - 24, 2024	1,426.50	Law enforcement training	OC
Kreher, Michael	19210	APTA Transform Conference, Anaheim, CA - Sep 28 - Oct 2, 2024	3,926.92	Transit system information exchange and training	TC
Kreher, Michael	19210	Cancelled-IACP Conference - Boston, MA - Oct 18 - 23, 2024	986.20	Law enforcement training	OC
Lapee, Paul	12720	AI training for safety data analysis/SMS's tech goals, Las Vegas, NV Aug 11-14,2024	1,665.36	To boost the Safety department's AI training, crucial for enhancing safety data analysis and aligning with the Office of SMS's tech goals	TR
Lee, Keri	11710	WTS Mid-Career Leadership Training Program - Arlington, VA - Oct 11 - 13, 2024	4,051.22	Selected to participate in the WTS Mid-Career Leadership Training Program for professional development.	TR
Lester, Kerin	16790	APTA Sustainability Conference - Washington, DC - Aug 17 - 21, 2024	2,761.58	EMS Sub-Committee Chair meeting and Steering Committee at APTA Sustainability Conference	TC
Lewis, Kareemah	16120	Legal-APTA Conference - Phoenix, Arizona, Mar 13 - 18, 2025	2,712.52	I attended the APTA Legal conferece which provides information on regulatory, legislative, and legal issues impacting the transit industry.	TC
Littles, Deneya L.	19210	Agency Award Nomination for GACP - Savannah, GA, Jul 22-23, 2024	333.50	Georgia Association of Chiefs of Police Accreditation award	MI
Loomis, Ryan C.	10262	AFC 2.0 FAT testing - Chesapeake, VA - April 13 - 18, 2025	1,649.61	Observe testing of new AFC 2.0 system. Validate the success of each individual test	MI
Luyk, Heather	16810	EnoMAX - Aug 11 - 16, 2024 - Washington DC	1,782.84	EnoMAX - Professional Development Program	TR
Maddox, Timothy P.	19210	Command College - Columbus, GA - Jul 7 -12, 2024	1,204.50	Professional Development	MI
Maddox, Timothy P.	19210	Command College - Columbus, GA - Aug 13 - 15, 2024	495.50	Professional Development	MI
Major, Gena	12610	APTA Transform Conference - Anaheim, CA - Sep 29 - Oct 2, 2024	3,159.11	Attended Annual Conference to receive transit industry updates and knowledge sharing. Participated in sessions and engaged with various vendors on transit products that may enhance safety and service at MARTA.	TC
Major, Gena	12610	FTA/SSO Joint State Safety Oversight Workshop - Arlington, VA - May 6 - 8, 2025	1,455.12	Attended Annual Conference to receive transit industry updates and guidance through live sessions with the FTA and interaction with our State Safety Oversight Agency (GDOT).	TR
Makkanal, Tom	18970	Factory Acceptance Test Witness Decatur B50350 - Cincinnati, OH, Jan 13 - 14, 2025	797.31	Factory test witness for AC Switchgear in regard to Decatur/ Westlake TPSS Replacement B50350 project .	CP
Mauritzen, David S.	19210	Recruiting Trip - San Juan, Puerto Rico, Mar 9 - 13, 2025	2,738.20	Personnel Recruitment to fill vacant positions	MI
Matos Rojas, Fausto D.	19210	Latinos in Transit Leadership Seminar - Portland, OR - Sep 12 -15, 2024	2,098.51	Law enforcement training	TR
McClendon, Nolan	14910	AFC 2.0 FAT Testing - Chesapeake, VA - Apr 13 - 19, 2025	1,742.25	AFC 2.0 Factory Acceptence Testing with INIT.	MI
McFarlane, Clifton	19860	Georgia Planning Conference - Augusta, GA - Oct 9 - 11, 2024	601.00	I hope to attend the conference to learn about planning projects. underway across Metro Atlanta that could affect our service planning efforts. This would also be an opportunity to engage stakeholders directly about the BNR.	TC
McKinney, Ralph	12710	APTA Transform Conference 2024 - Anaheim, CA - Sept 28 - Oct 2, 2024	3,367.83	Attended Annual Conference to receive transit industry updates and knowledge sharing. Participated in committees and engaged with various vendors on transit products that may enhance safety and service at MARTA.	TC
McKinney, Ralph	12710	Glydways Facility Tour - San Francisco, CA - Oct 21 - 23, 2024	1,887.89	Participated in a production facility tour and observed the product in a live operating environment.	MI
McKinney, Ralph	12710	APTA Mobility Conference 2025 - Austin, TX - Apr 6 - 9, 2025	3,241.06	Attended APTA Annual Conference to participate in committee meeting and knowledge sharing sessions.	TC
McKinney, Ralph	12710	FTA/SSO Joint State Safety Oversight Workshop - Arlington, VA - May 6 - 8, 2025	2,040.34	Attended Annual Conference to receive transit industry updates and guidance through live sessions with the FTA.	TC
McKinzie, Pearlle L.	19210	Assoc of Chiefs of Police Summer Training Conf - Savannah, GA - Jul 21 - 24, 2024	1,465.81	Law enforcement training	OC
McKinzie, Pearlle L.	19210	IACP Conference - Boston, MA - Oct 18 - 23, 2024	4,450.95	Law enforcement training	OC
Mehserle, Liston	19841	CNU Conference Travel - Providence, RI - Jun 10 - 14, 2025	2,427.75	Attended the Congress for New Urbanism conference in Providence, RI to learn best practices in transportation-land use integration and transit planning.	TC
Melendez Santiago, Johnathan	19210	Recruiting Trip #2 - San Juan, Puerto Rico, Apr 27 - May 2, 2025	2,655.61	Personnel Recruitment to fill vacant positions	MI
Miller, Reginald L.	16720	Travel to Review Transit Gate - Melbourne, FL - Oct 7 - 8, 2024	641.45	Visit to Magnetics Manufacturing Facility to view faregates in support of a AFC 2.0 design decision.	MI
Moore, Olivia	19210	GACP Admin Staff Seminar - Jekyll Island, GA - Sep 8 - 11, 2024	1,776.20	Law enforcement training	TR
Morris, Emanuel J.	10330	ThinkTransit 2025 Conference, Kansas City, MO - Mar 16 - 20, 2025	2,098.06	Transit conference to learn new ways to make the EAM/FA Suite application more efficient.	TC
Morris, Tyson	10110	Attended Gartner CIO Leadership Forum - Phoenix, Arizona - Feb 23 - 26, 2025	6,089.05	National technology conference led by expert panelists and discussions around the future of technology and it's role in different business verticles.	OC
Mullinax, Melissa J.	22620	APTA Transform Conference - Anaheim, CA - Sep 29 - Oct 2, 2024	3,218.43	Attended APTA TRANSform Conference - workshops, educational sessions, networking	TC

Mumin, Aida Ali	12811	ThinkTransit Conference, Kansas, City, Missouri, Mar 16 - 20, 2025	2,923.97	Transit conference to learn about efficiencies from new and current software vendors to apply at MARTA.	TC
Munoz-Rodriguez, Jesus Darien	19210	Recruiting Trip #2 - San Juan, Puerto Rico, Apr 27 - May 2025	2,690.61	Personnel Recruitment to fill vacant positions	MI
Murphy, Joshua I.	19210	Recruiting Trip - San Juan, Puerto Rico, Mar 9 - 13, 2025	3,606.99	Personnel Recruitment to fill vacant positions	MI
Murphy, Joshua I.	19210	Recruiting Trip #2 - San Juan, Puerto Rico, Apr 27 - May 2025	3,340.45	Personnel Recruitment to fill vacant positions	MI
Naidu, Tirumalarao	11550	Attended Mobility Data Summit 2024 - Montreal, Canada - Oct 29 - Nov 1, 2024	2,322.43	Represented MARTA at annual meeting of MobilityData, a consortium of transit data stakeholders of which MARTA is a member.	TC
Nash, Paula	11710	APTA Annual Conference - Panelist - Anaheim, CA - Sept 29 - Oct 2, 2024	3,370.05	Attended APTA Annual Conference and served as a panelist on one of the sessions.	TC
Nash, Paula	11710	APTA Legal Affairs Conference - Phoenix, AZ - Mar 15 - 18, 2025	2,396.16	Attended APTA Legal Conference and served as a moderator and panelist for one of the sessions.	TC
Nussr, David	19812	APTA Sustainability Planning, Scheduling Workshop - Washington DC, Aug 17-21, 2024	2,486.32	Attended APTA Sustainability/Operations Planning and Scheduling Workshop to gather information on best practices and lessons learned from other transit agencies	TC
Oliva Martinez, Altagracia	19210	Latinos in Transit Leadership Seminar - Portland, OR - Sep 12 - 15, 2024	2,232.71	Law enforcement training	TR
Oliva Martinez, Altagracia	19210	Crisis Negotiations Conference - Chandler, AZ - Oct 27 - Nov 1, 2024	2,713.19	Law enforcement training	OC
Oliva Martinez, Altagracia	19210	Crisis/Hostage Negotiations Level II training- Eugene, OR - Feb 23 - Mar 1, 2025	3,900.42	Law enforcement training	OC
Oliva Martinez, Altagracia	19210	Recruiting Trip, San Juan, Puerto Rico, Mar 9 - 13, 2025	3,210.87	Personnel Recruitment to fill vacant positions	MI
Oliva Martinez, Altagracia	19210	Recruiting Trip #2 San Juan, Puerto Rico, Apr 27 - May 2, 2025	971.00	Personnel Recruitment to fill vacant positions	MI
Ortiz Cadiz, Luis E.	19210	Post ICritical Incident Seminar - St. Simons Island, GA - Aug 26 - 29, 2024	1,079.49	Law enforcement training	TR
Ortiz Cadiz, Luis E.	19210	Recruiting Trip #2 - San Juan, Puerto Rico, Apr 27 - May 2, 2025	1,369.99	Personnel Recruitment to fill vacant positions	MI
Parham, Dedric	12720	FTA SSOA RTA Workshop/Professional Development - Arlington, VA - May 6 - 8, 2024	1,290.44	Attended Annual Conference to receive transit industry updates and guidance through live sessions with the FTA.	TC
Parker, Steven Ray	22400	APTA Transform Conference - Anaheim, CA - Sep 29 - Oct 2, 2024	3,773.15	Attended Annual Conference to network and engage with industry peers to obtain transit industry updates and knowledge sharing.	TC
Parker, Steven Ray	22620	APTA Marketing and Communications Workshop - Long Beach, CA - Feb 23 - 26, 2025	2,939.28	Attended the APTA conference for best practice sharing and to accept the Best Marketing & Communications Campaign ADWheel award with the team.	TC
Parker, Steven Ray	22620	APTA 2025 Legal Seminar - Phoenix, AR - Mar 13 - 18, 2025	3,026.92	Attended Annual Conference to network and engage with industry peers to obtain transit industry updates and knowledge sharing.	TC
Parker, Steven Ray	22620	COMET Transit Conference - Montreal, Canada - May 13 - 16, 2025	2,318.99	Represented MARTA at COMET Conference and including joint presentations for working group and a learning exchange.	TC
Parker, Steven Ray	22620	APTA 2025 Legislative Conference - Washington, DC - May 18 - 20, 2025	3,331.28	Attended Annual Conference to network and engage with industry peers to obtain transit industry updates and knowledge sharing as well as attend Legislative visits with Georgia Legislators.	TC
Peart, Shelley G.	22110	MPACT Conference - Philadelphia, PA - Oct 19 - 23, 2024	2,449.10	Provided opportunity to learn and network with other transit professionals with a focus on Policy Planning and project delivery.	TR
Peart, Shelley G.	22110	Georgia Transit Association (GTA) 2024 Conference - Columbus, GA - Dec 4 - 6, 2024	1,396.49	Opportunity to learn from other transit agencies, including FTA Region 4, about transit agency trends, best practices, and professional development opportunities.	TC
Peart, Shelley G.	22110	TRB 2025 Annual Conference - Washington, DC - Jan 4 - 9, 2025	4,388.01	An opportunity to network and build relationships with peers across the transit industry.	TC
Pensyl, Donald N.	15710	Think Transit Conference, Kansas City, MO - Mar 16 - 20, 2025	2,133.97	Conference for best practices, updates, improvements, and training of EAM software used by the authority for asset management.	TC
Perez, Jose	18970	Factory Acceptance Test Witness Decatur B50350 - Cincinnati, OH, Jan 13 - 14, 2025	797.31	Factory test witness for AC Switchgear in regard to Decatur/ Westlake TPSS Replacement B50350 project .	CP
Peterman, Jeffney	19210	Crisis/Hostage Negotiations Level II - Surprise, AZ - Sep 29 - Oct 4, 2024	3,272.07	Law enforcement training	TR
Peterman, Jeffney	19210	Crisis/Hostage Negotiations Level II - Surprise, AZ - Oct 29 - Nov 4, 2024	2,666.90	Law enforcement training	OC
Phan, Son P.	19210	NAPOA Annual Training Symposium - Nashville, TN - Jul 28 - Aug 1, 2024	2,400.96	Law enforcement training	TR
Parrom, Darunte	19210	Authorized Break from K9 Training - San Antonio, TX - May 23 - 26, 2025	398.97	break from out of state law enforcement training	TR
Phelps, Willie S. Jr	19210	Post Critical Incident Seminar, St. Simons Island, Apr 14 - 17, 2025	1,046.30	Law enforcement training	TR
Phillips, Orane	19210	UTAC Drone Training - Perry, GA - Oct 20 - 23, 2024	1,292.74	Law enforcement training	TR
Phillistin, Ronald	19210	National Police Week representative for MPD - Washington, DC - May 11 - 16, 2025	2,704.93	Representative of the MARTA Police Department for National Police Week	MI
Philpot, Sherby R.	12821	CQ400 Operator Training - Salt Lake City, Utah - Dec 8 - 13, 2024	352.00	Visited Stadler facility in Salt Lake City for CQ400 Familiarization and training.	TR
Pofahl, James Andrew	19851	APTA Mobility Conference 2025 - Austin, TX - Apr 4 - 9, 2025	3,150.94	Learned about industry best practices and activities related to funding strategies, community engagement, BRT planning and implementation, and transit signal priority among others. Networked and made connections with peers at other agencies which have resulted in direct benefits to MARTA projects through follow-up information sharing.	TC
Polhemus, Emma E.	19841	NACTO Conference - Washington, DC - May 28 - 31, 2025	2,634.95	Learned about best practices in multimodal transportation infrastructure planning, design, implementation, operations and evaluation. Networked with local and national peers.	TC

Polhemus, Emma E.	19841	WMATA Better Bus Network Launch - Washington, DC - Jun 28 - 30, 2025	1,023.12	Visited peer agency to engage with staff and study the implementation of its comprehensive bus network redesign.	MI
Porter, Kraig	19210	Support for the 60th Presidential Inauguration - Washington, DC - Jan 18 - 21, 2025	322.00	Transit security support for the presidential inauguration	MI
Porter, Kristen	13210	Attend AI Conference/Workshops - Washington, DC - Dec 8 - 13, 2024	4,593.55	Attended DGIQ East + AI Governance to gain practical solutions, stay current on AI governance, and bring back proven ideas to help implement our data governance program	OC
Pradhan, Sunny	12410	MTA NY Cybersecurity Consortium - New York, NY - Oct 6 - 8, 2024	1,585.78	Sharing best practices and training.	TR
Pritchett, Duane D.	16210	APTA Conference - Phoenix, Arizona - Feb 15 - 18, 2025	2,546.97	This travel was for a seminar that provides information on regulatory, legislative, and legal issues impacting the transit industry.	TC
Pullin, David T.	19210	Recruiting Trip #2, San Juan, Puerto Rico, Apr 27 - May 2, 2025	3,345.98	Personnel Recruitment to fill vacant positions	MI
Putney, Frank T. Jr	16210	Attend CLE seminar for Workers' Compensation- Jekyll Island, Oct 22 - 24-2024	1,656.68	Travel was to annual legal work comp seminar, which is the only training appropriate for my position at MARTA about recent legal developments.	TR
Rafshoon, Michael	22440	GTA Conference - Columbus, OH, Dec 4 - 6, 2024	1,111.55	Peer agency networking as part of Board duties.	MI
Ramsey, Carlgerel	18920	Tunnel Inspection Training - Columbus, OH - Feb 9 - 14, 2025	3,179.61	NHI (national highway institute) tunnel inspection class in Dayton Ohio to obtain certificate in tunnel inspection.	TR
Rana, Md Soheli	22621	APTA Sustainability Conference - Washington DC, VA - Aug 17 - 22, 2024	3,017.81	Presented MARTA's Vulnerability Study and CLimate action and Resilience Plan findings at APTA Sustainability Conference	TC
Ridley, Dana	19210	National Police Week representative for MPD - Washington, DC - May 11 - 16, 2025	2,742.33	Representative of the MARTA Police Department for National Police Week	MI
Ringer, Tawanna M.	19210	Support for the 60th Presidential Inauguration - Washington, DC - Jan 18 - 21, 2025	322.00	Transit security support for the presidential inauguration	MI
Roberson, Tracie	19851	MPACT 2024 Conference - Philadelphia, PA - Oct 19 - 23, 2024	2,466.46	Served on panel and presented Clayton Land Use project strategies and outcomes. Learned industry best practices and knowledge of transit, multimodal, corridor and station area planning. Best practices for tranist oriented development, joint development affordable housing and neighborhood development.	TC
Robinson, Deonte	19210	Hazardous Devices School - Huntsville, AL - Jan 5 - Feb 3, 2025	7,107.50	Law enforcement training	TR
Robinson, Kenya	16810	EnoMAX - Washington DC - Aug 11 - 16, 2024	1,524.83	EnoMAX - Professional Development Program	TR
Robinson, Kilwanda	12821	Training Cq-400 - Salt Lake City, Utah, Dec 8 - 13, 2024	422.00	Visited Utah for the Cq-400 familiarization	TR
Rocha, Carrie	11620	APTA TransForm - Anaheim, CA - Sept 30 - Oct 2, 2024	1,567.70	To attend awards luncheon - MARTA receiving transit agency io the year	TC
Rocha, Carrie	11620	CMAA San Francisco - San Francisco, CA - Oct 26 - 30, 2024	3,547.39	Seminars and learning latest industry	TR
Rocha, Carrie	11620	ACEC Georgia Transportation Summit, Athens, GA - Dec 2 - 3, 2024	482.70	Attended ACEC Transportation Summit/Conference in Athens GA.	TC
Rocha, Carrie	11620	CMAA Focus25 - Las Vegas, Nevada - Mar 9 - 11, 2025	2,428.18	CMAA25 Focus Conference Attendance/Latest industry trends	TC
Rodriguez Toledo, Antonio	19210	Recruiting Trip - San Juan, Puerto Rico, Mar 9 - 13, 2025	1,842.00	Personnel Recruitment to fill vacant positions	MI
Rossell, Brian	19210	Post Critical Incident Seminar - St. Simons Island, GA - Jan 27 - 28, 2025	1,053.30	Law enforcement training	TR
Ruiz, Louis	16793	Leadership Summit - Portland, OR - Sep 12 - 16, 2024	2,685.87	Summit for latino transit leaders/leadership development	TC
Rush, Brendon Michael	19830	Transit Agency Long Term Planning Workshop - Macon, GA - Aug 6 -7, 2024	307.13	To learn the elements that go into creating a long term transportation plan	TR
Rush, Brendon Michael	19830	Georgia Transit Association Annual Conference - Columbus, GA - Dec 4 - 6, 2024	1,026.52	Connect with peers in the industry and take advantage of the opportunities for professional development. Learn about the latest innovations in transit technology.	TC
Rush, Brendon Michael	19830	Spring GPA Conference, Gainesville, GA - Mar 13, 2025	400.65	Engage in sessions pertinent to my job responsibilities, Continue to network with key stakeholders in MARTA service Area, Satisfy AICP continuing education credits	TC
Salter, Chablis	19210	PERF Senior Management Institute for Police, Boston, MA - Jul 6 - 25, 2024	1,042.27	Law enforcement training	TR
Samuel, Eden	18640	WTS Leadership Program - Arlington, VA - Oct 7 - 10, 2024	2,029.21	Chosen for the WTS Mid-Career Leadership Program for professional development program.	TR
SantaCruz, Concepcion	10810	CQ400 First Article Inspections - Myrtle Beach & Salt Lake City UT - Sept 17-Dec 13, 2024	1,052.97	Visit to Stadler and Stadler Sub-Contractor sites for inspection of train sub-components and assembly process.	CP
Saxon, Tonya Renee	19521	WTS This conference brings together industry leaders- Toronto, CA - May 6 - 9, 2025	2,961.22	Conference for professional developement and leadership training. Attended as a past president of the Atlanta Chapter	TC
Shannon, Raymell P.	11511	AFC 2.0 Factory-Magnetic Control - Melbourne, FL - Oct 7 - 8, 2024	665.39	Visit to Magnetics Manufacturing Facility to view faregates in support of a design decision.	CP
Shepherd, John D.	16792	GEC Conference - Jekyll Island, GA, Aug 20 - 23, 2024	1,858.94	Georgia Environmental Conference (GEC) where I met with regulators, peers, and contractors to remain up to date on environmental regulations, technologies, and compliance strategies.	OC
Shockley, Nicole E.	16120	APTA Legal Conference - Phoenix, Arizona, Mar 16 - 20, 2025	2,567.72	TC - attended annual conference regarding legal matters affecting transit industry	TC
Schwin, Payson	17410	APTA Marketing & Communications Expo- Long Beach, CA - Feb 23 - 26, 2025	2,772.66	Attended APTA Marketing & Communications Conference to learn and share best practices with other agencies from around the country.	TC
Simms, Kenneth J.	16791	TSI Transit Rail System Safety - New York, NY - May 11 - 17, 2025	3,652.17	Attended a TSI Transit Rail System Safety class that was necessary to complete my federally mandated PTSCTP by August 2025.	TR
Sims, Raymond L.	19210	Command College - Columbus, GA - Jul 14 - 19, 2024	1,358.00	Professional Development	MI

Slusher, Thomas	13212	DGIQ 2024 - Washington DC - Dec 8 - 13, 2024	5,002.00	Attended the DGIQ / AI Governance meeting along with Soohuey Yap and Kristen Porter in order to learn about current trends and best practices in Data Governance and identify solutions to address MARTAs ongoing technology and analysis needs	OC
Slusher, Thomas	13212	COMET Western 2025 - Montreal, QC - May 13 - 16, 2025	2,247.97	Attended the annual meeting for Western metro members of COMET with Stephen Parker and Kevin Hurley to present MARTA's progress on key initiatives and learn from other metros' recent trends and experiences managing large scale events, major projects, and fiscal resilience.	TC
Smith, Chrishon Larvette	12720	APTA Mobility Conference - Austin, TX - Apr 5 - 9, 2025	4,364.62	The purpose of my travel was to participate in specialty workshops, technical tours, and APTA's combined Bus Display & Products and Services Showcase to enhance my knowledge of the bus industry through peer engagement and apply the insights gained to MARTA's strategic initiatives.	TC
Smith, Dwight	17310	APTA Mktg Comm Conf - Long Beach, CA - Feb 23 - 26, 2025	3,452.00	An excellent learning experience. An interactive workshop focusing on all aspects of public transportation marketing and communications, including media relations, customer experience, social media, ridership initiatives, and best practices.	TC
Smoot, Karin	19830	Transit Agency Long Term Planning Workshop - Macon, GA - Aug 6 - 7, 2024	307.44	Hosted by the Georgia Transit Association, This two-day workshop guides transit agencies through the fundamentals of long-range planning, covering key elements, stakeholder engagement, funding, and regulatory considerations. Participants will engage in hands-on exercises to develop practical strategies for creating effective long-range transit plans, including for rural and small urban systems.	TR
Smoot, Karin	19830	204th Transportation Research Board Annual Meeting - Washington, DC - Jan 5 - 9, 2025	4,122.21	The 104th TRB Annual Meeting brings together researchers, practitioners, and policymakers to share insights, advance transportation policy, and promote the implementation of research findings. Covering all transit modes, the event offers sessions and workshops designed to advance policy and practice knowledge, understand emerging transportation trends, and enhance problem-solving skills for professionals across government, academia, and industry.	GF
Spencer, Ethridge R.	15710	CQ400 meeting with Stadler, Salt Lake City Utah, Dec 3 - 6, 2024	280.00	Attended meeting and FAI related to the CQ400 new car procurement	CP
Steidle, Brett	19210	Crisis/Hostage Negotiations Level 2 - Surprise, AZ - Sep 29 - Oct 4, 2024	2,467.49	Law enforcement training	TR
Stephens, Larnell	15313	Think Transit Conference - Kansas City, Kansas - Mar 15 - 30, 2025	3,053.21	Transit conference to learn about productivity and efficiency tools from new and current vendors.	TC
Stewart, Roydel Jr.	14810	Bond Pricing in NY - New York City, NY - Feb 11 - 12, 2025	654.72	Raising capital for MARTA: pricing and issuance of sales tax bonds	GF
Stewart, Roydel Jr.	14810	JPM Transpo Conf & Banker Meeting - New York, NY, Mar 23 - 24, 2025	1,915.23	Attended municipal investor conference, and held separate meetings with rating agency and bankers	GF
Story, Ernest	19210	Support for the 60th Presidential Inauguration - Washington, DC, Jan 18 - 21, 2025	322.00	Transit security support for the presidential inauguration	MI
Stuart, Vivian	10910	2025 APTA MCCX Workshop - Long Beach, CA - Feb 23 - 26, 2025	2,220.69	Attended APTA MCCX Annual Workshop to gain insight and share industry best practices and engage in industry networking with transit Customer Service and Customer Experience professionals.	TC
Sullivan, Sonjia	12710	Eno Transit Mid Manager Leadership 2025 - Cleveland, OH - Jun 22 - 28, 2025	2,066.22	Attended ENO TMM conference designed for mid-level managers wanting to accelerate their careers	TR
Tegeder, Tai Min McCarthy	12811	ThinkTransit 2025 - Kansas City, Missouri, Mar 16 - 19, 2025	2,866.55	Transit conference to learn about efficiencies from new and current software vendors to apply at MARTA.	TC
Thomas, Anthony	11550	APTA Tech Conference - Philadelphia, PA - Aug 4 - 7, 2024	2,347.73	Attended APTA Technology conference for information gathering and lessons learned from other transit properties and vendors.	TC
Thomas, Anthony	16810	EnoMAX Host Week at WMATA - Washington, DC - Aug 11 - 16, 2024	2,007.20	Attended host week at WMATA as a part of the EnoMAX 2024 cohort for professional development.	TR
Thomas, Anthony	11550	GTA Annual Meeting - Columbus, GA - Dec 3 - 6, 2024	1,222.94	Attended Georgia Transit Association (GTA) Annual Meeting as MARTA's representative on the GTA Board of Directors.	TC
Thomas, Bradley M.	12720	FTA Workshop - Arlington, VA - May 6 - 8, 2025	1,397.63	Attended FTA and SSOA workshop to discuss FTA safety policy and program updates	TC
Tzanov, Emil R.	12110	The IIA's 2025 International Conference - Toronto, Canada, July 13 - 17, 2025	2,832.60	Attend Audit Conference to obtain mandatory CPEs	TR
Van Sickle, Ryan C.	19860	KAT Reimagined Network Launch Observation - Knoxville, TN - Aug 25 - 26, 2024	583.16	Visited peer agency to engage with staff and study the implementation of its comprehensive bus network redesign.	MI
Van Sickle, Ryan C.	19860	WMATA New Network Launch Peer Visit - Washington, DC - Jun 28 - 30, 2025	1,052.42	Visited peer agency to engage with staff and study the implementation of its comprehensive bus network redesign.	MI
Varghese, Rubil	15750	Observe MARTA Street Car Wheel Truing Process- Orlando, FL - Oct 23 - 24, 2024	1,584.61	The purpose of the visit to the Brightline facility is to observe and verify the streetcar's wheel truing process.	CP
Varghese, Rubil	15750	Stanray M2 Underfloor Wheel Truing Demos Albany NY, Mar 30 - Apr 2, 2025	1,627.43	Visited two locations to gain a deeper understanding of the Stanray M1 and M2 wheel truing machines.	CP

Wadkins, Matthew S.	14910	Learn about the new faregates that AFC 2.0 will bring - Orlando, FL - Oct 7 - 8, 2024	836.23	Visit to Magnetics Manufacturing Facility to view faregates in support of a AFC 2.0 design decision.	MI
Walker, David III	10340	ThinkTransit 2025 Conference, Kansas City, MO - Mar 16 - 20, 2025	2,084.70	This conference was for learning current and new software that Trapeze can offer us.	TC
Wallace, Michael B.	17515	Training on new rail Car, Salt Lake, Utah - Dec 8 - 13, 2024	440.00	Visited Stadler facility in Salt Lake City for CQ400 Familiarization and training.	TR
Ware, Nicholas S	19210	Hazardous Devices School - Huntsville, AL - Apr 6 - May 16, 2025	9,241.00	Law enforcement training	TR
Washington, Patricia N.	12720	APTA Mobility Conference - Austin, Texas - Apr 5 - 9, 2025	2,986.12	To participate in specialty workshops, technical tours and APTA's combined Bus Display & Products and Services Showcase.	TC
Washington, Tonya L.	19210	Law Enforcement Grant Writing 101 Training - Broomall, PA Sep 18 - 22, 2024	1,532.28	Law enforcement training	TR
Washington, Tonya L.	19210	CVSA Advanced Examiners Course Conference, Deerfield Beach, FL - Feb 2 - 7, 2025	3,620.59	Law enforcement training	OC
Weaver, Jonathan	16810	EnoMAX Program - Washington, DC - Aug 11 - 16, 2024	1,973.20	The cohort traveled to WMATA for an agency visit and training for the EnoMAX program	TR
Weaver, Jonathan	15110	APTA Mobility Conference - Austin, Texas, Apr 5 - 10, 2025	4,066.74	The primary focus was to strengthen my knowledge of the bus industry by engaging with our peer agencies. The discussions and insights gained will be valuable as we continue to shape our strategic initiatives at MARTA.	TC
Weaver, Jonathan	15100	Inductive Charging Showcase - Wenatchee, Washington DC - Jun 8, 2025	891.61	I visited Link Transit's inductive charging showcase. This was an invaluable opportunity to learn about emerging charging technologies and their application within current infrastructure.	TR
Williams, Harold	17615	CQ 400 Training on new rail cars - Salt Lake City, UT - Dec 8 - 13, 2024	440.00	Visited Stadler facility in Salt Lake City for CQ400 Familiarization and training.	TR
Williams, Lawrence E.	11740	NY MTA Cyber Consortium - New York, NY - Oct 6 - 8, 2024	1,632.00	Participation in the 2024 North American Critical Infrastructure Transportation Cybersecurity Consortium	TC
Woodward, Michael	19210	Explosive Ordinance Device Truck Inspection - Milwaukee, WI, Mar 24 - 25, 2025	891.97	Site visit to inspect the new Explosive Ordinance Device truck	MI
Woolfork, Donald	17515	CQ400 Training - Salt Lake City, Utah, Dec 8 - 13, 2025	510.00	Visited Stadler facility in Salt Lake City for CQ400 Familiarization and training.	TR
Wright, George	11810	Stadler Visit - Salt Lake City, UT - Aug 20 - 21, 2024	1,236.95	MARTA-Stadler meeting involving the design and build of the CQ400 Trains	CP
Wright, George	11810	APTA TRANSform Conference - Anaheim, CA - Sept 28 - Oct 5, 2024	3,275.05	Annual industry conference to network and engage with industry peers and business leaders with the goal of enhancing professional standing and readiness.	TC
Wright, George	11810	APTA TRANSform Conference - Orlando, FL - Oct 8 - 11, 2024	515.26	Annual industry conference to network and engage with industry peers and business leaders with the goal of enhancing professional standing and readiness.	TC
Wright, George	11810	StadlerCQ400 - Salt Lake City, UT - Nov 27, 2024	1,206.96	MARTA-Stadler meeting involving the design and build of the CQ400 Trains.	CP
Wright, George	11810	Stadler - Salt Lake City - UT - Dec 4 - 6, 2024	1,047.80	MARTA-Stadler meeting involving the design and build of the CQ400 Trains.	CP
Wright, George	11810	IMPULSION 2025 - Montreal Quebec, Canada - Mar 29 - Apr 2, 2025	1,586.06	Represented MARTA on panel to discuss similarities and difference with Montreal's system in a post pandemic environment. Engaged with Quebec based transit suppliers/vendors.	OC
Wyche, Sharrod M.	19210	Explosive Ordinance Device Truck Inspection - Milwaukee, WI, Mar 24 - 25, 2025	692.13	Site visit to inspect the new Explosive Ordinance Device truck	MI
Wyczalkowski, Chris	11540	AAPOR Conference - St. Louis, MO - May 13 - 16, 2025	2,117.53	Attended qualitative research conference to help with customer insights, particularly using AI	OC
Yap, SooHuey	13210	APTA Tech Meeting - Philadelphia, PA - Aug 2 - 7, 2024	2,352.23	The APTAtech Conference explores how the public can utilize cutting-edge technologies to improve transit, including advancements in fare payment systems, autonomous and zero-emission vehicles, equity, cybersecurity readiness, workforce capacity, real-time open data services, and ridership challenges. Invited to speak to the Research & Tech Committee.	TC
Yap, SooHuey	13210	APTA Strategic Planning Meeting - Washington, DC - Dec 5, 2024	416.22	Invited to participate in the APTA Strategic Planning Meeting as Vice Chair of the Data Governance Subcommittee.	TC
Yap, SooHuey	13210	DGIQ - Washington, DC - Dec 8 - 13, 2024	2,307.06	Attended the Data Governance and Information Quality Conference. The conference was held concurrently with the AI Governance Conference. Knowledge of Data Governance and AI Governance is crucial to addressing the MARTOC 2020 audit recommendation that MARTA formulate an enterprise-wide data integration, management, and processing strategy to integrate data from multiple disparate systems.	OC
Young, Lawrence	19851	APA National Conference, Denver CO - Mar 28 - Apr 1, 2025	3,109.84	Attended the American Planning Association National Conference to participate, network and learn from other professionals in the planning industry, as an APA member and supports continued education as a professional member.	OC
Makkanal, Tom	18970	Factory Acceptance Test Witness Decatur B50350 - Cincinnati, OH, Jan 13 - 14, 2025	797.31	Factory test witness for AC Switchgear in regard to Decatur/ Westlake TPSS Replacement B50350 project.	CP

METROPOLITAN ATLANTA RAPID TRANSIT AUTHORITY

EMPLOYEES WITH ANNUAL COMPENSATION OF \$20,000 OR MORE

The following definitions explain the figures reflected in the report:

- **Base Salary** – The annual salary for non-union employees; the hourly rate multiplied by the total annual regular hours for union employees for the respective fiscal year.
- **Difference (+/-)** – The difference between the current annual base salary and the previous base salary. May include automatic step increases (union employees), promotions, progressions, employees moving from part-time to full-time positions, adjustments resulting from wage/salary updates, and other salary adjustments.
- **Regular Earnings** – Includes time entry wages/salary, Paid Time Off (PTO) taken, Vacation, Sick Leave, Holiday pay, and other leave pay, etc.
- **Overtime Earnings** – Overtime payments are made for (1) scheduled overtime, in which overtime is built into the employee's routine work assignment (i.e., Bus Operators who pick work that pays more than 8 hours a day), and (2) unscheduled overtime, in which overtime is assigned, as needed, to cover employee absences or to meet special work needs. Unscheduled Overtime is necessary for any number of reasons, including but not limited to, unexpected employee absences, unanticipated needs for repair work either to stations, tracks, buses or trains, and/or similar situations.
- **Other Earnings** – Includes Paid Time Off (PTO) sold, uniform/tool allowance, jury duty, and military pay.
- **Gross Earnings** – Reflects fiscal year-to-date gross earnings. May include overtime pay, deferred compensation, sold PTO, union arbitration awards, taxable value of such perquisites as use of company car and life insurance, uniform/tool allowance, and other pay peculiar to existing MARTA employment agreements.

An asterisk (*) before the position indicates a bargaining unit position.

METROPOLITAN ATLANTA RAPID TRANSIT AUTHORITY (MARTA)

AS OF : 30-JUN-

MARTOC REPORT

DATE PRINTED : 24-JUL-2025

EE NUMBER	TITLE	FY 24 BASE SALARY	FY 25 BASE SALARY	DIFFERENCE +/-	REGULAR EARNINGS	OVERTIME EARNINGS	OTHER EARNINGS	TOTAL EARNINGS
0000340741	*JOURNEYMAN ET-RAIL CAR MAINT	62,004.80	63,876.80	1,872.00	66,193.95	7,638.91	400.00	74,232.86
0000343195	*BUS OPERATOR	56,888.00	58,614.40	1,726.40	59,553.52	23,204.75	4,727.60	87,485.87
0000315788	*RAIL STATION CLEANER (DATE LAST EMPLOYED 13-Jan-2025)	40,456.00	41,641.60	1,185.60	23,732.43	9,506.81	155.60	33,394.84
0000351969	*RAIL STATION CLEANER	35,776.00	40,601.60	4,825.60	40,587.66	27,560.28	0.00	68,147.94
0000328850	*JOURNEYMAN ET-TRAIN CONTROL	62,004.80	63,876.80	1,872.00	70,129.56	30,285.07	400.00	100,814.63
0000303344	CONTRACT PROFESSIONAL DISPATCH	0.00	0.00	0.00	69,804.59	5,866.98	0.00	75,671.57
0000342151	*RAIL OPERATOR	56,888.00	58,614.40	1,726.40	62,041.92	22,513.51	4,729.56	89,284.99
0000349774	*BUS OPERATOR	45,406.40	50,731.20	5,324.80	49,614.50	10,001.42	2,070.32	61,686.24
0000344201	*JOURNEYMAN RAIL CAR MECHANIC	62,004.80	63,876.80	1,872.00	67,747.80	16,454.04	400.00	84,601.84
0000348175	SR GRC SECURITY ANALYST	107,640.52	107,640.52	0.00	100,518.73	0.00	14,010.55	114,529.28
0000357478	*BUS OPERATOR	42,848.00	42,848.00	0.00	22,963.17	5,477.10	0.00	28,440.27
0000306520	*BUS OPERATOR	57,928.00	59,654.40	1,726.40	41,152.50	2,722.37	1,376.64	45,251.51
0000334534	*JOURNEYMAN RAIL CAR MECHANIC	62,004.80	63,876.80	1,872.00	60,662.61	184.27	4,392.30	65,239.18
0000357840	*BUS OPERATOR	42,848.00	42,848.00	0.00	16,671.81	6,283.27	0.00	22,955.08
0000339399	CONTRACT SPECIALIST II	75,291.58	75,291.58	0.00	75,249.95	0.00	8,108.35	83,358.30
0000323617	MOBILITY CUSTOMER CARE REP	54,405.00	54,405.00	0.00	54,170.74	3,082.36	2,204.10	59,457.20
0000305138	*PT BUS OPERATOR	0.00	0.00	0.00	26,935.55	0.00	0.00	26,935.55
0000348367	*JOURNEYMAN BUS TECHNICIAN (DATE LAST EMPLOYED 11-Feb-2025)	58,822.40	60,777.60	1,955.20	27,388.80	3,603.37	400.00	31,392.17
0000332656	SUPV RAIL LINE	70,824.00	70,824.00	0.00	75,803.14	12,481.03	5,924.70	94,208.87
0000332202	*SERVICEPERSON I	43,700.80	45,032.00	1,331.20	48,707.80	27,895.85	0.00	76,603.65
0000323300	COMMUNICATIONS ENGINEER VI	109,084.82	109,084.82	0.00	108,999.96	0.00	9,230.28	118,230.24
0000333272	TRANSIT POLICE OFFICER (DATE LAST EMPLOYED 01-Nov-2024)	75,441.60	75,441.60	0.00	24,609.01	7,933.45	1,160.64	33,703.10
0000348926	*BUS OPERATOR (DATE LAST EMPLOYED 02-Jan-2025)	45,406.40	50,731.20	5,324.80	24,745.80	6,476.56	0.00	31,222.36
0000354933	*BUS OPERATOR	42,848.00	42,848.00	0.00	39,788.30	6,759.15	0.00	46,547.45
0000333418	*BUS OPERATOR	56,888.00	58,614.40	1,726.40	62,987.23	11,470.22	0.00	74,457.45
0000348134	SR INFORMATION TECH AUDITOR	101,275.20	101,275.20	0.00	101,199.48	0.00	0.00	101,199.48
0000334255	*JOURNEYMAN ET-TRAIN CONTROL	62,004.80	63,876.80	1,872.00	66,991.56	23,489.03	400.00	90,880.59
0000351617	*JOURNEYMAN ET-RAIL CAR MAINT	58,552.00	62,025.60	3,473.60	63,707.81	6,732.50	400.00	70,840.31
0000306619	SUPV BUS TRANSPORTATION	74,984.00	74,984.00	0.00	74,416.85	4,884.78	3,722.17	83,023.80
0000332187	*BUS OPERATOR	56,888.00	58,614.40	1,726.40	60,608.79	16,343.40	1,352.64	78,304.83
0000338011	*RAIL STATION CLEANER	39,416.00	40,601.60	1,185.60	44,520.63	30,167.58	156.16	74,844.37
0000354421	*JOURNEYMAN BUS TECHNICIAN	54,412.80	59,217.60	4,804.80	60,538.45	258.38	400.00	61,196.83
0000352886	CONTRACT EMP PT POLICE OFFICER	0.00	0.00	0.00	47,866.69	251.93	0.00	48,118.62
0000302561	FARE COLLECTION ASST	42,646.50	42,646.50	0.00	40,392.85	2,329.17	1,640.30	44,362.32

METROPOLITAN ATLANTA RAPID TRANSIT AUTHORITY (MARTA)
MARTOC REPORT

AS OF : 30-JUN-
DATE PRINTED : 24-JUL-2025

EE NUMBER	TITLE	FY 24 BASE SALARY	FY 25 BASE SALARY	DIFFERENCE +/-	REGULAR EARNINGS	OVERTIME EARNINGS	OTHER EARNINGS	TOTAL EARNINGS
0000349909	TRANSIT POLICE OFFICER	53,040.00	63,419.20	10,379.20	60,334.88	12,568.36	0.00	72,903.24
0000320333	PORTFOLIO MANAGER II	88,995.92	95,000.10	6,004.18	93,093.03	0.00	5,480.78	98,573.81
0000302113	SR RADIO COMMUNICATIONS ENGR	104,177.84	104,177.84	0.00	92,078.20	0.00	24,027.87	116,106.07
0000334076	MGR ACCOUNTING	134,948.06	134,948.06	0.00	130,676.53	0.00	8,996.59	139,673.12
0000347466	*JOURNEYMAN BODY REPAIR	58,988.80	62,025.60	3,036.80	65,759.56	44,178.49	400.00	110,338.05
0000337481	*SERVICEPERSON I	42,016.00	45,032.00	3,016.00	50,917.30	21,007.86	468.48	72,393.64
0000351245	MOBILITY CUSTOMER CARE REP	43,114.50	43,114.50	0.00	43,804.78	1,923.64	0.00	45,728.42
0000340591	MGR INFORMATION TECH AUDIT	132,103.40	132,103.40	0.00	131,494.65	0.00	8,033.25	139,527.90
0000348402	*STATION AGENT	42,848.00	47,569.60	4,721.60	47,219.09	5,264.83	0.00	52,483.92
0000316283	*JOURNEYMAN TRACK MAINTAINER	62,004.80	64,396.80	2,392.00	70,757.74	2,843.06	309.60	73,910.40
0000329975	SUPT CONTROL CENTER	104,050.18	104,050.18	0.00	104,106.45	0.00	8,304.85	112,411.30
0000342001	MECHANICAL ENGINEER VI	93,192.58	93,192.58	0.00	91,279.45	0.00	358.44	91,637.89
0000338782	TRANSIT POLICE OFFICER SPECIAL	64,521.60	77,168.00	12,646.40	68,302.03	19,719.58	7,565.00	95,586.61
0000331057	*RAIL OPERATOR	56,888.00	58,614.40	1,726.40	46,082.24	5,567.06	4,344.54	55,993.84
0000338063	*RAIL STATION CLEANER	39,416.00	40,601.60	1,185.60	45,468.03	11,090.76	0.00	56,558.79
0000346241	*BUS OPERATOR	42,848.00	42,848.00	0.00	25,232.51	2,183.11	0.00	27,415.62
0000338679	ROOF INSPECTOR II	69,317.04	69,317.04	0.00	69,283.03	0.00	7,600.00	76,883.03
0000335497	*RAIL OPERATOR	56,888.00	58,614.40	1,726.40	63,957.58	26,212.84	2,817.73	92,988.15
0000318010	*RAIL OPERATOR (DATE LAST EMPLOYED 27-Feb-2025)	56,888.00	59,134.40	2,246.40	42,103.95	1,858.06	776.44	44,738.45
0000354317	SUPV BUS MAINTENANCE	69,305.60	69,305.60	0.00	75,987.44	26,513.81	1,066.24	103,567.49
0000326270	*JOURNEYMAN ET-TRAIN CONTROL	62,004.80	63,876.80	1,872.00	72,994.07	60,715.59	400.00	134,109.66
0000304699	*MATERIAL CONTROLLER	57,969.60	59,696.00	1,726.40	68,783.98	6,056.18	0.00	74,840.16
0000339764	SUPV BUS TRANSPORTATION	66,601.60	66,601.60	0.00	71,919.92	22,237.89	5,443.40	99,601.21
0000341064	*JOURNEYMAN ELEC POWER ELECT	62,004.80	63,876.80	1,872.00	67,559.14	26,304.09	400.00	94,263.23
0000350851	*BUS OPERATOR	41,600.00	46,779.20	5,179.20	49,602.31	14,194.19	0.00	63,796.50
0000354440	SUSTAINABILITY ANALYST	93,150.20	93,150.20	0.00	93,085.06	0.00	0.00	93,085.06
0000349163	*BUS OPERATOR	45,406.40	50,731.20	5,324.80	53,368.48	16,831.55	0.00	70,200.03
0000343285	*BUS OPERATOR	56,888.00	58,614.40	1,726.40	61,850.82	3,893.87	0.00	65,744.69
0000322682	*JOURNEYMAN ET-RADIO MAINT	62,004.80	64,396.80	2,392.00	70,128.48	26,226.01	400.00	96,754.49
0000304982	CHF CUSTOMER EXPER OFFICER	306,284.16	306,284.16	0.00	320,915.95	0.00	29,337.32	350,253.27
0000317919	*RAIL STATION CLEANER	39,416.00	41,641.60	2,225.60	42,918.64	13,235.33	952.96	57,106.93
0000352012	TECHNOLOGY BUSINESS MGMT SPEC	81,640.52	81,640.52	0.00	79,999.67	0.00	5,360.71	85,360.38
0000352111	*BUS OPERATOR (DATE LAST EMPLOYED 24-Jan-2025)	41,600.00	46,779.20	5,179.20	27,004.58	10,601.20	0.00	37,605.78
0000356790	*RAIL OPERATOR	42,848.00	42,848.00	0.00	38,614.74	6,842.87	0.00	45,457.61
0000335801	*BUS OPERATOR	56,888.00	58,614.40	1,726.40	64,120.10	32,908.42	0.00	97,028.52

METROPOLITAN ATLANTA RAPID TRANSIT AUTHORITY (MARTA)
MARTOC REPORT

AS OF : 30-JUN-
DATE PRINTED : 24-JUL-2025

EE NUMBER	TITLE	FY 24 BASE SALARY	FY 25 BASE SALARY	DIFFERENCE +/-	REGULAR EARNINGS	OVERTIME EARNINGS	OTHER EARNINGS	TOTAL EARNINGS
0000357223	*BUS OPERATOR	42,848.00	42,848.00	0.00	28,673.15	3,427.18	0.00	32,100.33
0000345774	*JOURNEYMAN TRACK WALKER (DATE LAST EMPLOYED 22-Apr-2025)	62,004.80	63,876.80	1,872.00	49,707.10	5,184.07	5,220.70	60,111.87
0000327626	*MATERIAL CONTROLLER	54,745.60	57,532.80	2,787.20	57,648.70	4,801.46	2,199.60	64,649.76
0000349899	*BUS OPERATOR	45,406.40	50,731.20	5,324.80	48,888.46	9,681.46	0.00	58,569.92
0000321278	*STATION AGENT	50,419.20	52,457.60	2,038.40	55,216.23	24,120.46	0.00	79,336.69
0000324778	*BUS OPERATOR	56,888.00	59,134.40	2,246.40	61,763.39	21,972.12	1,065.85	84,801.36
0000334443	FIELD DATA COLLECTION SPEC	46,215.00	46,215.00	0.00	46,210.26	0.00	0.00	46,210.26
0000331538	*JOURNEYMAN ET-TRAIN CONTROL	62,004.80	63,876.80	1,872.00	70,125.30	41,358.01	400.00	111,883.31
0000352882	TRANSIT POLICE OFFICER SPECIAL	53,040.00	65,936.00	12,896.00	64,854.68	51,866.49	0.00	116,721.17
0000321209	*JOURNEYMAN RAIL CAR MECHANIC	62,004.80	64,396.80	2,392.00	68,388.43	20,618.73	400.00	89,407.16
0000357385	*RAIL STATION CLEANER	34,944.00	34,944.00	0.00	20,355.98	151.20	0.00	20,507.18
0000342660	*LIGHT RAIL OPERATOR (DATE LAST EMPLOYED 01-Jul-2025)	42,848.00	42,848.00	0.00	37,034.34	2,239.70	0.00	39,274.04
0000337724	*BUS OPERATOR	56,888.00	58,614.40	1,726.40	62,747.75	37,222.78	2,047.69	102,018.22
0000356876	*BUS OPERATOR	42,848.00	42,848.00	0.00	35,946.49	11,319.69	0.00	47,266.18
0000356878	*BUS OPERATOR	42,848.00	42,848.00	0.00	36,213.43	7,473.24	0.00	43,686.67
0000342574	FIELD INSPECTOR II	65,071.50	65,071.50	0.00	67,470.40	10,287.84	1,779.63	79,537.87
0000351312	*JOURNEYMAN ELEC POWER ELECT	58,988.80	62,025.60	3,036.80	67,888.04	34,187.46	400.00	102,475.50
0000320437	*SERVICEPERSON I (A)	44,283.20	46,134.40	1,851.20	46,239.54	486.74	0.00	46,726.28
0000316920	SUPV CAR REPAIR INSPECTION	75,192.00	75,192.00	0.00	71,741.69	108.45	1,762.50	73,612.64
0000353899	CONTRACT EMP PT POLICE OFFICER	0.00	0.00	0.00	29,537.13	0.00	0.00	29,537.13
0000338302	*RAIL OPERATOR	56,888.00	58,614.40	1,726.40	58,674.48	25,463.56	3,156.16	87,294.20
0000352759	TRANSIT POLICE OFFICER	53,040.00	63,419.20	10,379.20	59,781.39	6,990.87	2,406.42	69,178.68
0000306257	*BUS OPERATOR	57,928.00	59,654.40	1,726.40	55,362.55	16,840.59	8,023.76	80,226.90
0000349666	*INFORMATION SYSTEMS REC CLERK (DATE LAST EMPLOYED 11-Oct-2024)	40,040.00	41,246.40	1,206.40	16,838.35	6,618.21	0.00	23,456.56
0000348576	TRANSIT POLICE OFFICER	53,040.00	63,419.20	10,379.20	59,450.93	17,393.35	4,314.34	81,158.62
0000347070	CHF LEGAL COUNSEL (DATE LAST EMPLOYED 13-Dec-2024)	345,441.72	345,441.72	0.00	180,981.66	0.00	63,010.35	243,992.01
0000351093	*SERVICEPERSON I	42,016.00	45,032.00	3,016.00	46,076.33	341.00	0.00	46,417.33
0000356873	TRANSIT POLICE OFFICER (DATE LAST EMPLOYED 03-Feb-2025)	61,006.40	61,006.40	0.00	22,982.40	0.00	2,326.75	25,309.15
0000356877	*BUS OPERATOR	42,848.00	42,848.00	0.00	37,038.93	10,159.11	0.00	47,198.04
0000356980	*BUS OPERATOR	42,848.00	42,848.00	0.00	35,405.81	7,601.51	0.00	43,007.32
0000347988	*RAIL STATION CLEANER	39,416.00	40,601.60	1,185.60	43,627.69	16,485.84	0.00	60,113.53
0000320849	*JOURNEYMAN TRACK WALKER	62,004.80	64,396.80	2,392.00	67,011.54	4,725.27	0.00	71,736.81
0000338643	*SERVICEPERSON I	43,700.80	45,032.00	1,331.20	45,654.87	1,266.53	0.00	46,921.40
0000322067	SPECIAL PROJECTS AUDITOR III	100,275.24	100,275.24	0.00	63,505.81	0.00	22,210.20	85,716.01

METROPOLITAN ATLANTA RAPID TRANSIT AUTHORITY (MARTA)

MARTOC REPORT

AS OF : 30-JUN-

DATE PRINTED : 24-JUL-2025

EE NUMBER	TITLE	FY 24 BASE SALARY	FY 25 BASE SALARY	DIFFERENCE +/-	REGULAR EARNINGS	OVERTIME EARNINGS	OTHER EARNINGS	TOTAL EARNINGS
0000355928	(DATE LAST EMPLOYED 30-Oct-2024) *JOURNEYMAN ET-TRAIN CONTROL	54,412.80	56,056.00	1,643.20	55,722.20	4,184.03	400.00	60,306.23
0000343722	*BUS OPERATOR	56,888.00	58,614.40	1,726.40	62,254.95	35,796.81	0.00	98,051.76
0000333400	*BUS OPERATOR	56,888.00	58,614.40	1,726.40	50,090.38	4,741.54	6,080.24	60,912.16
0000344213	*JOURNEYMAN ET-LABORATORY	62,004.80	63,876.80	1,872.00	59,961.78	27,276.23	400.00	87,638.01
0000337650	*JOURNEYMAN ET-TRAIN CONTROL	60,216.00	63,876.80	3,660.80	66,986.16	26,411.52	400.00	93,797.68
0000321141	*BUS OPERATOR	56,888.00	59,134.40	2,246.40	71,313.94	40,160.69	0.00	111,474.63
0000348934	*BUS OPERATOR	45,406.40	50,731.20	5,324.80	43,856.78	8,175.71	0.00	52,032.49
0000327678	(DATE LAST EMPLOYED 01-May-2025) *JOURNEYMAN RAIL CAR MECHANIC	62,004.80	63,876.80	1,872.00	65,487.10	4,603.90	400.00	70,491.00
0000304886	CUSTOMER CARE FIELD REP	64,252.50	64,252.50	0.00	64,301.43	877.31	4,827.19	70,005.93
0000337917	TRANSIT POLICE CORPORAL	69,763.20	83,428.80	13,665.60	42,348.28	11,963.04	9,045.12	63,356.44
0000346204	(DATE LAST EMPLOYED 13-Feb-2025) TRANSIT POLICE CORPORAL	62,025.60	74,214.40	12,188.80	72,201.08	15,647.50	0.00	87,848.58
0000306488	FIELD INSPECTOR III	76,537.50	76,537.50	0.00	80,767.32	13,832.20	1,766.28	96,365.80
0000357031	INSTRUCTOR BUS OPERATIONS	75,108.80	75,108.80	0.00	54,076.56	430.63	0.00	54,507.19
0000338986	*JOURNEYMAN ET-BUS MAINTENANCE	62,004.80	63,876.80	1,872.00	45,374.51	3,957.01	400.00	49,731.52
0000350097	(DATE LAST EMPLOYED 14-Mar-2025) *JOURNEYMAN BUS TECHNICIAN	58,032.00	60,590.40	2,558.40	60,884.48	9,292.54	400.00	70,577.02
0000303772	SAFETY OPERATIONAL OFFICER	91,045.50	91,045.50	0.00	90,983.09	5,498.41	9,431.38	105,912.88
0000343822	MGR TECHNOLOGY SVCS DELIVERY	132,947.62	132,947.62	0.00	132,830.97	0.00	11,794.87	144,625.84
0000303769	*REVENUE AGENT	56,659.20	58,344.00	1,684.80	27,342.25	3,702.62	2,468.40	33,513.27
0000347331	DATA ANALYTICS ADMINISTRATOR	83,421.52	83,421.52	0.00	83,369.27	0.00	5,454.53	88,823.80
0000351789	DIR FEDERAL CORRIDORS AND HUBS	175,950.32	175,950.32	0.00	155,476.67	0.00	10,150.98	165,627.65
0000352106	(DATE LAST EMPLOYED 02-May-2025) *RAIL STATION CLEANER	35,776.00	40,601.60	4,825.60	39,649.94	5,366.43	0.00	45,016.37
0000357548	MOBILITY CUSTOMER CARE REP	46,800.00	46,800.00	0.00	22,494.00	351.00	0.00	22,845.00
0000337822	OFFICE ADMINISTRATOR II	69,739.28	69,739.28	0.00	69,704.70	0.00	3,576.38	73,281.08
0000356965	*RAIL STATION CLEANER	36,857.60	36,857.60	0.00	28,837.09	1,519.56	0.00	30,356.65
0000347781	APARC COMM CTR OPR	49,705.50	53,019.20	3,313.70	51,327.65	695.86	669.37	52,692.88
0000342135	*RAIL STATION CLEANER	39,416.00	40,601.60	1,185.60	42,646.14	0.00	312.32	42,958.46
0000349614	SECURITY TECHNICIAN	53,331.20	53,331.20	0.00	59,317.60	0.00	5,162.11	64,479.71
0000356292	*BUS OPERATOR	42,848.00	42,848.00	0.00	39,542.62	9,358.79	164.80	49,066.21
0000334511	*JOURNEYMAN ET-RADIO MAINT	62,004.80	63,876.80	1,872.00	68,014.69	37,715.88	400.00	106,130.57
0000340731	*JOURNEYMAN ET-RAIL CAR MAINT	62,004.80	63,876.80	1,872.00	67,227.72	25,292.63	400.00	92,920.35
0000341872	*JOURNEYMAN ELEC POWER ELECT	62,004.80	63,876.80	1,872.00	67,746.23	62,387.09	400.00	130,533.32
0000337915	*JOURNEYMAN SUPPORT EQUIPMENT	62,004.80	63,876.80	1,872.00	67,631.44	15,800.47	400.00	83,831.91
0000315370	MGR TRACK & STRCT	121,300.66	121,300.66	0.00	121,199.16	0.00	17,168.74	138,367.90
0000355373	*BUS OPERATOR	41,600.00	42,848.00	1,248.00	41,694.38	16,290.13	0.00	57,984.51

METROPOLITAN ATLANTA RAPID TRANSIT AUTHORITY (MARTA)

MARTOC REPORT

AS OF : 30-JUN-

DATE PRINTED : 24-JUL-2025

EE NUMBER	TITLE	FY 24 BASE SALARY	FY 25 BASE SALARY	DIFFERENCE +/-	REGULAR EARNINGS	OVERTIME EARNINGS	OTHER EARNINGS	TOTAL EARNINGS
0000344830	*SERVICEPERSON I	43,700.80	45,032.00	1,331.20	44,388.91	2,054.51	1,905.20	48,348.62
0000340450	*RAIL OPERATOR	56,888.00	58,614.40	1,726.40	28,749.34	8,055.45	1,188.73	37,993.52
0000327137	SUPV STATION CARE	68,744.00	68,744.00	0.00	120,561.53	44,674.37	3,966.00	169,201.90
0000322125	*BUS OPERATOR	56,888.00	59,134.40	2,246.40	53,599.46	776.43	2,577.77	56,953.66
0000347560	CUSTOMER CARE SPEC	51,168.00	51,168.00	0.00	50,142.56	865.92	1,200.48	52,208.96
0000339297	PROJECT MANAGER I	112,097.96	112,097.96	0.00	112,008.26	0.00	11,640.97	123,649.23
0000356872	*JOURNEYMAN BUS TECHNICIAN	56,056.00	56,056.00	0.00	47,522.70	9,614.38	0.00	57,137.08
0000357397	*BUS OPERATOR	42,848.00	42,848.00	0.00	24,800.49	4,896.75	0.00	29,697.24
0000334373	COMMUNICATIONS ENGINEER VI	98,873.84	98,873.84	0.00	98,801.91	0.00	0.00	98,801.91
0000335220	MGR SPEC PROJECTS & ANALYSIS	114,763.74	114,763.74	0.00	112,905.26	0.00	4,855.40	117,760.66
0000333789	*BUS OPERATOR	56,888.00	58,614.40	1,726.40	44,167.82	6,634.69	4,734.24	55,536.75
0000349403	*SERVICEPERSON IV	43,700.80	47,840.00	4,139.20	43,788.39	1,512.12	2,814.50	48,115.01
0000342612	TRANSIT POLICE OFFICER	46,446.40	61,006.40	14,560.00	36,467.42	2,320.38	891.64	39,679.44
0000342000	*BUS OPERATOR	56,888.00	58,614.40	1,726.40	62,414.14	28,480.04	1,290.93	92,185.11
0000330167	*JOURNEYMAN AA BUS TECHNICIAN	62,004.80	63,876.80	1,872.00	69,390.00	89,103.33	400.00	158,893.33
0000349657	CONTRACT SPECIALIST III	85,284.42	85,284.42	0.00	84,912.69	0.00	3,498.86	88,411.55
0000336768	*JOURNEYMAN ET-TELEPHONE MAINT	62,004.80	63,876.80	1,872.00	68,930.17	6,075.42	400.00	75,405.59
0000344951	*JOURNEYMAN BUS TECHNICIAN	61,131.20	62,982.40	1,851.20	63,012.86	37,343.07	1,126.72	101,482.65
0000345389	EMPLOYEE RELATIONS SPECIALIST	84,748.82	84,748.82	0.00	84,694.71	0.00	9,292.82	93,987.53
0000348174	PROTECTIVE SPEC POLICE CADET	44,366.40	44,366.40	0.00	50,619.96	3,091.48	2,346.30	56,057.74
0000349374	*JOURNEYMAN BUS TECHNICIAN	58,822.40	60,777.60	1,955.20	64,433.48	21,555.60	400.00	86,389.08
0000342672	INSTRUCTOR BUS OPERATIONS	83,220.80	83,220.80	0.00	87,204.66	20,120.04	4,481.12	111,805.82
0000348494	SR ENTERPRISE SYSTEMS ENGINEER	120,204.76	120,204.76	0.00	120,104.67	0.00	0.00	120,104.67
0000321614	*RAIL OPERATOR	56,888.00	59,134.40	2,246.40	54,629.20	10,042.93	3,184.16	67,856.29
0000343096	*BUS OPERATOR	56,888.00	58,614.40	1,726.40	32,527.78	620.72	3,149.52	36,298.02
0000339571	*SERVICEPERSON I	43,700.80	45,032.00	1,331.20	55,633.49	35,337.80	0.00	90,971.29
0000316120	*JOURNEYMAN TRACK MAINTAINER	63,044.80	64,916.80	1,872.00	67,537.86	421.35	0.00	67,959.21
0000332341	DIVISION DISPATCHER	62,732.80	62,732.80	0.00	64,997.63	10,404.39	9,435.38	84,837.40
0000357224	*BUS OPERATOR	42,848.00	42,848.00	0.00	30,169.63	8,115.04	0.00	38,284.67
0000348455	*BUS OPERATOR	45,406.40	50,731.20	5,324.80	44,266.80	10,396.92	4,226.57	58,890.29
0000355524	*BUS OPERATOR	41,600.00	42,848.00	1,248.00	46,944.37	15,926.58	0.00	62,870.95
0000327475	*BUS OPERATOR	56,888.00	58,614.40	1,726.40	59,690.55	11,827.90	2,705.28	74,223.73
0000345045	*RAIL OPERATOR	56,888.00	58,614.40	1,726.40	59,187.71	30,228.70	4,169.56	93,585.97
0000357638	*BUS OPERATOR	42,848.00	42,848.00	0.00	18,923.58	3,162.33	0.00	22,085.91

METROPOLITAN ATLANTA RAPID TRANSIT AUTHORITY (MARTA)

AS OF : 30-JUN-

MARTOC REPORT

DATE PRINTED : 24-JUL-2025

EE NUMBER	TITLE	FY 24 BASE SALARY	FY 25 BASE SALARY	DIFFERENCE +/-	REGULAR EARNINGS	OVERTIME EARNINGS	OTHER EARNINGS	TOTAL EARNINGS
0000354022	*BUS OPERATOR	41,600.00	46,779.20	5,179.20	47,399.36	9,911.31	0.00	57,310.67
0000345737	*BUS OPERATOR	53,081.60	58,614.40	5,532.80	31,380.88	6,499.06	0.00	37,879.94
0000331594	*BUS OPERATOR	56,888.00	58,614.40	1,726.40	69,105.14	35,539.31	225.44	104,869.89
0000352409	*BUS OPERATOR	41,600.00	46,779.20	5,179.20	37,017.99	12,710.27	988.80	50,717.06
0000344992	*BUS OPERATOR	53,081.60	58,614.40	5,532.80	56,617.97	11,487.79	1,315.39	69,421.15
0000354419	SVC DESK SUPPORT AGENT	47,911.50	47,911.50	0.00	47,904.59	276.42	3,271.50	51,452.51
0000337379	TRANSIT POLICE SERGEANT	76,939.20	91,936.00	14,996.80	88,367.19	9,793.16	0.00	98,160.35
0000328470	SUPV BUS MAINTENANCE	68,785.60	68,785.60	0.00	72,729.96	54,704.40	8,961.97	136,396.33
0000344360	ACCOUNTING SPECIALIST III	64,369.50	64,369.50	0.00	64,341.58	470.40	3,218.49	68,030.47
0000331537	*JOURNEYMAN ET-TRAIN CONTROL	62,004.80	63,876.80	1,872.00	67,455.42	20,780.70	707.10	88,943.22
0000349912	CONTRACT SPECIALIST III	82,800.38	82,800.38	0.00	76,303.01	0.00	6,581.67	82,884.68
0000335049	TRANSIT POLICE SERGEANT	83,137.60	99,444.80	16,307.20	98,800.91	27,527.12	5,995.50	132,323.53
0000357045	TRANSIT POLICE OFFICER	61,006.40	61,006.40	0.00	42,150.00	6,506.37	0.00	48,656.37
0000321909	*DYNAMOMETER OPERATOR	62,004.80	64,396.80	2,392.00	65,244.72	10,186.26	400.00	75,830.98
0000302697	*BUS OPERATOR	57,928.00	59,654.40	1,726.40	66,408.13	29,881.75	0.00	96,289.88
0000338352	*BUS OPERATOR	56,888.00	58,614.40	1,726.40	22,018.54	3,423.50	0.00	25,442.04
0000316577	SUPV BUS TRANSPORTATION	74,984.00	74,984.00	0.00	74,465.00	721.00	4,686.50	79,872.50
0000345452	FOREMAN TRACK & STRCT	73,174.40	73,174.40	0.00	75,842.79	32,853.27	9,674.50	118,370.56
0000340152	FOREMAN TRACK & STRCT	68,744.00	68,744.00	0.00	72,001.96	20,962.05	1,983.00	94,947.01
0000352884	CJIT-POLICE DISPATCHER	55,536.00	55,536.00	0.00	62,130.80	12,143.65	2,269.50	76,543.95
0000316492	*STATION AGENT	50,419.20	51,937.60	1,518.40	54,437.93	14,182.69	0.00	68,620.62
0000355541	ENVIR HEALTH & SAFETY SPEC II	66,000.22	81,324.10	15,323.88	66,645.87	0.00	2,602.79	69,248.66
0000350740	*MATERIAL CONTROLLER	52,665.60	55,307.20	2,641.60	55,616.32	58.11	0.00	55,674.43
0000304945	*BUS DISPATCHER (BLOCKOUT)	58,926.40	57,428.80	-1,497.60	60,965.13	17,557.60	0.00	78,522.73
0000347171	SECURITY TECHNICIAN	66,040.00	66,040.00	0.00	73,509.60	0.00	4,762.50	78,272.10
0000355929	MOBILITY CUSTOMER CARE REP	48,750.00	48,750.00	0.00	47,239.50	2,071.92	0.00	49,311.42
0000332068	*BUS OPERATOR	56,888.00	58,614.40	1,726.40	58,460.21	12,055.39	2,698.64	73,214.24
0000305946	SUPT BUILDING	79,510.60	91,437.32	11,926.72	86,344.27	0.00	9,612.65	95,956.92
0000304975	CONTRACT INSTRUCTOR (DATE LAST EMPLOYED 07-Mar-2025)	0.00	0.00	0.00	38,495.04	6,948.78	0.00	45,443.82
0000350608	*SERVICEPERSON I	43,700.80	45,032.00	1,331.20	46,058.07	430.30	0.00	46,488.37
0000345050	*BUS OPERATOR	56,888.00	58,614.40	1,726.40	63,603.96	12,441.73	0.00	76,045.69
0000334409	*RAIL STATION CLEANER	39,416.00	40,601.60	1,185.60	40,654.21	6,195.60	0.00	46,849.81
0000308147	*CUSTOMER INFORMATION OPERATOR	43,555.20	44,865.60	1,310.40	45,438.64	2,570.47	0.00	48,009.11
0000303860	*STATION AGENT	51,459.20	52,977.60	1,518.40	56,529.66	2,215.92	0.00	58,745.58
0000320653	*BUS OPERATOR	56,888.00	59,134.40	2,246.40	46,733.82	9,761.50	0.00	56,495.32

METROPOLITAN ATLANTA RAPID TRANSIT AUTHORITY (MARTA)

AS OF : 30-JUN-

MARTOC REPORT

DATE PRINTED : 24-JUL-2025

EE NUMBER	TITLE	FY 24 BASE SALARY	FY 25 BASE SALARY	DIFFERENCE +/-	REGULAR EARNINGS	OVERTIME EARNINGS	OTHER EARNINGS	TOTAL EARNINGS
0000356871	*LIGHT RAIL OPERATOR (DATE LAST EMPLOYED 14-Feb-2025)	42,848.00	42,848.00	0.00	22,789.00	372.69	0.00	23,161.69
0000329349	*SERVICEPERSON I	43,700.80	45,032.00	1,331.20	53,772.11	21,406.28	420.20	75,598.59
0000349342	SUPV LIGHT RAIL TRANSPORTATION	66,747.20	66,747.20	0.00	62,041.85	6,217.48	5,519.48	73,778.81
0000339127	TRANSIT POLICE DETECTIVE	69,763.20	83,428.80	13,665.60	76,731.56	15,073.50	7,393.20	99,198.26
0000337842	SUPV RAIL CAR APPEARANCE	66,664.00	66,664.00	0.00	71,999.07	17,086.70	3,461.40	92,547.17
0000357107	*BUS OPERATOR	42,848.00	42,848.00	0.00	31,185.97	4,902.96	0.00	36,088.93
0000322036	*BUS OPERATOR	56,888.00	59,134.40	2,246.40	63,843.33	19,023.94	0.00	82,867.27
0000357464	*BUS OPERATOR	42,848.00	42,848.00	0.00	21,251.24	1,371.04	0.00	22,622.28
0000354539	*BUS OPERATOR	41,600.00	46,779.20	5,179.20	40,917.94	14,769.70	0.00	55,687.64
0000302407	CONTRACT EMP PT POLICE OFFICER	0.00	0.00	0.00	49,152.65	529.07	0.00	49,681.72
0000302899	*JOURNEYMAN SUPPORT EQUIPMENT	63,044.80	64,916.80	1,872.00	65,821.63	1,498.12	400.00	67,719.75
0000331306	*JOURNEYMAN ET-RAIL CAR MAINT	62,004.80	63,876.80	1,872.00	67,731.78	15,190.09	400.00	83,321.87
0000329036	*RAIL OPERATOR	56,888.00	58,614.40	1,726.40	60,035.91	14,182.32	2,959.32	77,177.55
0000355352	*BUS OPERATOR	41,600.00	42,848.00	1,248.00	45,263.96	9,491.05	0.00	54,755.01
0000337486	*JOURNEYMAN BUS TECHNICIAN	57,491.20	60,590.40	3,099.20	61,864.01	9,415.19	0.00	71,279.20
0000334954	DEPARTMENT ADMINISTRATOR	79,288.56	79,288.56	0.00	79,241.55	0.00	0.00	79,241.55
0000351144	*JOURNEYMAN ET-RADIO MAINT	58,988.80	62,025.60	3,036.80	65,104.66	8,857.83	400.00	74,362.49
0000356959	*BUS OPERATOR	42,848.00	42,848.00	0.00	34,935.03	11,738.96	0.00	46,673.99
0000328454	COMMUNICATIONS COORD IOC	58,406.40	58,406.40	0.00	58,379.38	2,172.91	6,739.20	67,291.49
0000303557	*JOURNEYMAN RAIL CAR MECHANIC	63,044.80	64,916.80	1,872.00	74,426.88	115,000.63	400.00	189,827.51
0000352593	PROJECT MANAGER II	113,850.10	113,850.10	0.00	113,758.36	0.00	767.76	114,526.12
0000337841	*SERVICEPERSON I	43,700.80	45,032.00	1,331.20	48,845.72	27,776.81	0.00	76,622.53
0000328462	*JOURNEYMAN RAIL CAR MECHANIC	62,004.80	63,876.80	1,872.00	66,845.51	20,434.29	400.00	87,679.80
0000337843	*STATION AGENT	42,848.00	47,569.60	4,721.60	48,887.73	23,811.46	0.00	72,699.19
0000344210	*JOURNEYMAN BUS TECHNICIAN	61,131.20	62,982.40	1,851.20	70,171.33	52,323.05	400.00	122,894.38
0000355931	*SERVICEPERSON I (DATE LAST EMPLOYED 02-Jun-2025)	39,956.80	43,284.80	3,328.00	39,930.81	2,663.42	0.00	42,594.23
0000335439	*JOURNEYMAN BUS TECHNICIAN	58,988.80	62,982.40	3,993.60	64,429.57	38,144.51	400.00	102,974.08
0000329621	*JOURNEYMAN RAIL CAR MECHANIC	62,004.80	63,876.80	1,872.00	45,075.60	11,608.39	4,576.56	61,260.55
0000342753	CUSTOMER CARE SPEC	52,806.00	52,806.00	0.00	48,460.33	690.54	3,655.67	52,806.54
0000347838	TRANSIT POLICE OFFICER SPECIAL	57,324.80	68,598.40	11,273.60	63,461.24	53,278.12	8,171.90	124,911.26
0000332520	*RAIL STATION CLEANER	39,416.00	40,601.60	1,185.60	43,757.44	9,135.36	0.00	52,892.80
0000357550	*BUS OPERATOR	42,848.00	42,848.00	0.00	23,196.83	3,196.05	0.00	26,392.88
0000353906	*BUS OPERATOR	41,600.00	46,779.20	5,179.20	47,390.39	14,198.10	0.00	61,588.49
0000351170	*JOURNEYMAN BUS TECHNICIAN	57,491.20	59,779.20	2,288.00	61,689.17	4,224.44	400.00	66,313.61

METROPOLITAN ATLANTA RAPID TRANSIT AUTHORITY (MARTA)

AS OF : 30-JUN-

MARTOC REPORT

DATE PRINTED : 24-JUL-2025

EE NUMBER	TITLE	FY 24 BASE SALARY	FY 25 BASE SALARY	DIFFERENCE +/-	REGULAR EARNINGS	OVERTIME EARNINGS	OTHER EARNINGS	TOTAL EARNINGS
0000341949	TRANSIT POLICE OFFICER SPECIAL	72,529.60	86,777.60	14,248.00	77,222.33	36,707.40	4,172.00	118,101.73
0000327038	*JOURNEYMAN ET-RAIL CAR MAINT	62,004.80	63,876.80	1,872.00	65,993.00	14,625.68	400.00	81,018.68
0000354236	*BUS OPERATOR (DATE LAST EMPLOYED 11-Feb-2025)	41,600.00	42,848.00	1,248.00	30,182.10	6,510.38	0.00	36,692.48
0000354939	*MATERIAL CONTROLLER	50,460.80	54,246.40	3,785.60	53,584.96	5,043.10	1,225.44	59,853.50
0000349605	*BUS OPERATOR	45,406.40	50,731.20	5,324.80	52,285.81	22,297.94	1,170.72	75,754.47
0000347344	SR CONTRACT SPECIALIST	92,646.58	92,646.58	0.00	92,051.26	0.00	0.00	92,051.26
0000351532	*JOURNEYMAN TRACK MAINTAINER	54,412.80	60,777.60	6,364.80	64,152.41	14,235.03	0.00	78,387.44
0000349174	TRANSIT POLICE OFFICER	55,140.80	65,936.00	10,795.20	65,927.80	20,183.62	1,378.00	87,489.42
0000349587	ELECTRICAL ENGINEER VI	118,404.52	118,404.52	0.00	118,307.64	0.00	0.00	118,307.64
0000332887	*RAIL OPERATOR	56,888.00	58,614.40	1,726.40	54,473.48	11,764.70	0.00	66,238.18
0000314808	ENVIR HEALTH & SAFETY SPEC III	97,446.44	97,446.44	0.00	97,376.32	0.00	3,747.94	101,124.26
0000357409	*BUS OPERATOR	42,848.00	42,848.00	0.00	23,629.03	3,599.89	0.00	27,228.92
0000304946	SUPV FARE COLLECTION OPERATION	64,389.00	67,489.50	3,100.50	68,799.42	22,932.77	1,860.29	93,592.48
0000334638	SUPV RAIL LINE	75,920.00	75,920.00	0.00	81,467.98	35,113.63	6,570.00	123,151.61
0000338973	*RAIL STATION CLEANER	39,416.00	40,601.60	1,185.60	45,860.70	39,938.92	0.00	85,799.62
0000342620	*BUS OPERATOR	56,888.00	58,614.40	1,726.40	47,754.17	28,460.53	0.00	76,214.70
0000339063	SUPV STATION CARE	67,392.00	67,392.00	0.00	70,657.18	7,086.88	7,257.60	85,001.66
0000342957	DISPATCHER RADIO COMMUNICATION	61,484.80	61,484.80	0.00	57,223.99	3,957.45	5,202.56	66,384.00
0000334406	*BUS OPERATOR	56,888.00	58,614.40	1,726.40	59,688.14	18,466.25	4,263.44	82,417.83
0000306291	SR DIR & CONTROLLER	182,934.96	182,934.96	0.00	178,531.55	0.00	33,772.65	212,304.20
0000340010	DIR CPEI CONTRACT MGMT	125,142.42	138,019.70	12,877.28	132,539.25	0.00	10,310.43	142,849.68
0000302562	CONTRACT INSTRUCTOR	0.00	0.00	0.00	35,328.16	0.00	0.00	35,328.16
0000354905	*BUS OPERATOR	41,600.00	46,779.20	5,179.20	47,865.15	29,682.60	0.00	77,547.75
0000356933	*BUS OPERATOR	42,848.00	42,848.00	0.00	29,465.25	5,847.59	0.00	35,312.84
0000357562	*BUS OPERATOR (DATE LAST EMPLOYED 11-Jun-2025)	42,848.00	42,848.00	0.00	22,758.93	3,816.51	0.00	26,575.44
0000338757	*BUS OPERATOR	56,888.00	58,614.40	1,726.40	66,299.99	12,452.05	2,360.93	81,112.97
0000335325	ADMINISTRATIVE ASSISTANT	46,741.50	46,741.50	0.00	45,789.29	0.00	946.83	46,736.12
0000348449	*JOURNEYMAN ET-TRAIN CONTROL	60,216.00	62,025.60	1,809.60	65,472.44	35,821.02	698.20	101,991.66
0000348020	GIS RIGHT OF WAY TECHNICIAN	63,563.50	63,563.50	0.00	63,423.32	0.00	1,956.46	65,379.78
0000357280	*BUS OPERATOR	42,848.00	42,848.00	0.00	27,398.46	7,631.13	0.00	35,029.59
0000334275	TRANSIT POLICE LIEUTENANT	86,465.60	112,548.80	26,083.20	102,320.24	44,943.46	904.60	148,168.30
0000330974	SUPV RAIL LINE	72,924.80	72,924.80	0.00	74,664.21	19,485.12	11,569.80	105,719.13
0000305781	SUPV COMMUNICATIONS	75,233.60	75,233.60	0.00	84,422.20	30,660.89	0.00	115,083.09
0000321828	*MATERIAL CONTROLLER	56,929.60	58,656.00	1,726.40	57,544.34	126.90	2,700.56	60,371.80
0000355224	*BUS OPERATOR	41,600.00	46,779.20	5,179.20	45,637.98	11,588.70	0.00	57,226.68

METROPOLITAN ATLANTA RAPID TRANSIT AUTHORITY (MARTA)
MARTOC REPORT

AS OF : 30-JUN-
DATE PRINTED : 24-JUL-2025

EE NUMBER	TITLE	FY 24 BASE SALARY	FY 25 BASE SALARY	DIFFERENCE +/-	REGULAR EARNINGS	OVERTIME EARNINGS	OTHER EARNINGS	TOTAL EARNINGS
0000337835	*RAIL STATION CLEANER	39,416.00	40,601.60	1,185.60	33,006.96	8,432.64	3,435.52	44,875.12
0000333510	SR CONTRACT SPECIALIST	92,646.58	92,646.58	0.00	91,513.36	0.00	6,770.34	98,283.70
0000353896	SUPPORT ANALYST II	47,911.50	58,500.00	10,588.50	55,235.02	2,303.46	1,707.00	59,245.48
0000351485	UTILITIES AGREEM PERMITS COORD	78,338.26	78,338.26	0.00	76,225.04	0.00	0.00	76,225.04
0000332669	CUSTOMER CARE REP	51,168.00	51,168.00	0.00	51,424.66	1,003.68	0.00	52,428.34
0000355360	*BUS OPERATOR	41,600.00	42,848.00	1,248.00	47,963.90	27,247.88	0.00	75,211.78
0000351468	TRANSIT POLICE OFFICER	55,140.80	65,936.00	10,795.20	48,325.79	1,549.12	3,170.00	53,044.91
0000337730	*JOURNEYMAN ET-TELEPHONE MAINT	62,004.80	63,876.80	1,872.00	69,618.11	42,172.70	400.00	112,190.81
0000344668	ELEV ESCALATOR SAFE INSPEC II	81,685.50	81,685.50	0.00	81,195.24	5,346.87	2,199.26	88,741.37
0000357184	*BUS OPERATOR (DATE LAST EMPLOYED 02-Jun-2025)	42,848.00	42,848.00	0.00	24,717.85	2,099.06	0.00	26,816.91
0000348371	*JOURNEYMAN BUS TECHNICIAN (DATE LAST EMPLOYED 21-Oct-2024)	58,822.40	60,590.40	1,768.00	24,031.42	262.18	0.00	24,293.60
0000302793	SUPT REVENUE PROCESSING	79,876.94	79,876.94	0.00	79,829.20	0.00	6,308.26	86,137.46
0000344361	SR COST ANALYST	96,333.64	107,000.14	10,666.50	102,015.26	0.00	13,821.16	115,836.42
0000356057	*JOURNEYMAN BUS TECHNICIAN (DATE LAST EMPLOYED 13-Jan-2025)	54,412.80	56,056.00	1,643.20	34,938.56	6,524.91	0.00	41,463.47
0000354125	*JOURNEYMAN BUS TECHNICIAN (DATE LAST EMPLOYED 24-Mar-2025)	54,412.80	59,217.60	4,804.80	41,926.83	2,486.17	400.00	44,813.00
0000349177	*BUS OPERATOR	45,406.40	50,731.20	5,324.80	48,114.28	13,585.92	3,774.63	65,474.83
0000333104	TRANSIT POLICE OFFICER SPECIAL	78,478.40	90,251.20	11,772.80	86,961.84	16,813.71	2,603.37	106,378.92
0000343663	SR ENTERPRISE NETWORK ENGINEER	101,788.18	101,788.18	0.00	101,712.06	0.00	0.00	101,712.06
0000332380	INSTRUCTOR BUS OPERATIONS	75,420.80	75,420.80	0.00	76,818.96	9,537.29	5,801.60	92,157.85
0000356946	DIVERSITY OUTREACH SPECIALIST	63,004.50	63,004.50	0.00	48,521.13	0.00	0.00	48,521.13
0000353404	*BUS OPERATOR (DATE LAST EMPLOYED 12-Dec-2024)	41,600.00	42,848.00	1,248.00	22,171.19	5,140.66	0.00	27,311.85
0000357219	*JOURNEYMAN ET-RADIO MAINT	60,320.00	60,320.00	0.00	40,153.20	3,966.83	0.00	44,120.03
0000337864	*REVENUE AGENT	50,460.80	54,267.20	3,806.40	54,397.92	8,910.41	1,088.63	64,396.96
0000332982	*BUS OPERATOR	56,888.00	58,614.40	1,726.40	58,216.79	10,514.97	2,818.01	71,549.77
0000355825	*BUS OPERATOR	41,600.00	42,848.00	1,248.00	43,813.17	8,663.60	0.00	52,476.77
0000347748	*SERVICEPERSON I	43,700.80	45,032.00	1,331.20	47,764.74	4,749.98	173.20	52,687.92
0000302412	MGR CONTRACTS	121,865.64	121,865.64	0.00	121,763.33	0.00	12,197.20	133,960.53
0000355372	*RAIL OPERATOR	41,600.00	46,779.20	5,179.20	46,966.30	8,403.93	494.68	55,864.91
0000357654	*BUS OPERATOR	42,848.00	42,848.00	0.00	19,164.82	4,153.63	0.00	23,318.45
0000357722	AGM REAL ESTATE DEV ASSET MGMT	185,000.14	185,000.14	0.00	71,154.00	0.00	0.00	71,154.00
0000349172	*BUS OPERATOR	45,406.40	50,731.20	5,324.80	51,079.16	9,155.13	539.76	60,774.05
0000326547	MGR DBA	136,857.50	136,857.50	0.00	136,735.71	0.00	0.00	136,735.71
0000355114	TRANSIT POLICE OFFICER	55,140.80	65,936.00	10,795.20	67,528.56	26,756.15	4,301.17	98,585.88
0000332076	*BUS OPERATOR	56,888.00	58,614.40	1,726.40	63,079.50	23,926.68	437.60	87,443.78

METROPOLITAN ATLANTA RAPID TRANSIT AUTHORITY (MARTA)

AS OF : 30-JUN-

MARTOC REPORT

DATE PRINTED : 24-JUL-2025

EE NUMBER	TITLE	FY 24 BASE SALARY	FY 25 BASE SALARY	DIFFERENCE +/-	REGULAR EARNINGS	OVERTIME EARNINGS	OTHER EARNINGS	TOTAL EARNINGS
0000320700	DIR RAIL SERVICES	163,049.12	179,354.24	16,305.12	179,555.43	0.00	17,245.60	196,801.03
0000331445	TRANSIT POLICE SERGEANT	83,137.60	86,465.60	3,328.00	22,608.36	3,147.06	3,235.82	28,991.24
0000320621	(DATE LAST EMPLOYED 01-Oct-2024) MOBILITY CUSTOMER CARE REP	49,647.00	49,647.00	0.00	49,827.66	1,010.55	4,773.75	55,611.96
0000325416	GEN FOREMAN COMM COMP MAINT	85,940.66	94,534.96	8,594.30	85,616.31	0.00	8,263.59	93,879.90
0000356048	*JOURNEYMAN SUPPORT EQUIPMENT	54,412.80	60,320.00	5,907.20	56,428.91	6,359.42	800.00	63,588.33
0000344638	PROCUREMENT ANALYST	77,772.50	77,772.50	0.00	77,727.47	0.00	4,486.89	82,214.36
0000356287	*BUS OPERATOR	42,848.00	42,848.00	0.00	41,735.34	19,497.74	0.00	61,233.08
0000334048	*RAIL OPERATOR	41,600.00	46,779.20	5,179.20	48,084.90	5,629.65	0.00	53,714.55
0000306345	SUPV BUS TRANSPORTATION	76,377.60	76,377.60	0.00	79,537.71	6,462.72	881.28	86,881.71
0000305427	APARC SYS AMBASSADOR	38,571.00	41,142.40	2,571.40	39,902.01	864.86	0.00	40,766.87
0000347399	*BUS OPERATOR	49,233.60	54,683.20	5,449.60	39,410.29	3,050.85	3,146.56	45,607.70
0000355897	(DATE LAST EMPLOYED 01-May-2025) *BUS OPERATOR	41,600.00	42,848.00	1,248.00	39,845.30	9,509.55	0.00	49,354.85
0000332665	*BUS OPERATOR	46,779.20	46,779.20	0.00	42,039.17	3,426.81	258.64	45,724.62
0000337029	TRANSIT POLICE OFFICER SPECIAL	75,441.60	75,441.60	0.00	43,834.83	16,939.56	12,136.77	72,911.16
0000340710	(DATE LAST EMPLOYED 30-Dec-2024) ELECTRICAL ENGINEER V	94,142.62	94,142.62	0.00	94,076.98	0.00	7,724.55	101,801.53
0000302232	CONTRACT PROFESSIONAL	0.00	0.00	0.00	30,903.78	232.90	0.00	31,136.68
0000331381	(DATE LAST EMPLOYED 04-Oct-2024) BUS MECH ELEC ENGINEER	94,066.70	94,066.70	0.00	94,000.41	0.00	5,928.62	99,929.03
0000347024	PROJECT MANAGER II	114,969.66	114,969.66	0.00	114,876.82	0.00	0.00	114,876.82
0000350425	(DATE LAST EMPLOYED 01-Jul-2025) SR MARKET RESEARCH ANALYST	104,473.46	104,473.46	0.00	104,393.96	0.00	0.00	104,393.96
0000345722	*BUS OPERATOR	41,600.00	46,779.20	5,179.20	41,660.11	5,954.67	2,159.04	49,773.82
0000357038	(DATE LAST EMPLOYED 27-Apr-2025) LOST & FOUND COORDINATOR	33,111.00	33,111.00	0.00	23,080.93	12.74	0.00	23,093.67
0000346836	(DATE LAST EMPLOYED 03-Jul-2025) *JOURNEYMAN ET-TRAIN CONTROL	60,216.00	63,876.80	3,660.80	66,616.22	30,641.46	400.00	97,657.68
0000302919	*JOURNEYMAN TRACK MAINTAINER	63,044.80	64,916.80	1,872.00	70,922.60	12,217.70	0.00	83,140.30
0000306666	APARC SYS AMBASSADOR	39,741.00	42,390.40	2,649.40	40,866.16	641.97	0.00	41,508.13
0000321912	*JOURNEYMAN RAIL CAR MECHANIC	62,004.80	64,396.80	2,392.00	66,462.46	1,609.75	400.00	68,472.21
0000357407	*JOURNEYMAN BUS TECHNICIAN	56,056.00	56,056.00	0.00	33,340.84	7,802.09	0.00	41,142.93
0000354409	*JOURNEYMAN ET-RAIL CAR MAINT	54,412.80	56,056.00	1,643.20	55,302.92	676.16	400.00	56,379.08
0000341701	*BUS OPERATOR	56,888.00	58,614.40	1,726.40	54,403.88	5,376.85	5,083.80	64,864.53
0000329422	*JOURNEYMAN ET-TELEPHONE MAINT	62,004.80	63,876.80	1,872.00	67,577.73	8,157.88	400.00	76,135.61
0000329348	*JOURNEYMAN ET-RADIO MAINT	60,216.00	62,025.60	1,809.60	40,340.00	12,200.14	400.00	52,940.14
0000321479	*RAIL OPERATOR	56,888.00	59,134.40	2,246.40	42,760.23	7,389.70	4,843.51	54,993.44
0000325365	RAIL SERVICES CONTROLLER	64,667.20	76,065.60	11,398.40	74,460.93	3,660.88	4,022.70	82,144.51
0000338612	SUPV LIGHT RAIL MAINT	68,036.80	68,036.80	0.00	72,778.62	10,221.89	3,925.20	86,925.71
0000357291	*RAIL STATION CLEANER	36,857.60	36,857.60	0.00	21,282.80	604.80	0.00	21,887.60

METROPOLITAN ATLANTA RAPID TRANSIT AUTHORITY (MARTA)

MARTOC REPORT

AS OF : 30-JUN-

DATE PRINTED : 24-JUL-2025

EE NUMBER	TITLE	FY 24 BASE SALARY	FY 25 BASE SALARY	DIFFERENCE +/-	REGULAR EARNINGS	OVERTIME EARNINGS	OTHER EARNINGS	TOTAL EARNINGS
0000322928	*JOURNEYMAN ET-HVAC	62,004.80	64,396.80	2,392.00	65,523.71	6,606.09	400.00	72,529.80
0000353297	FIELD DATA COLLECTION SPEC	44,850.00	44,850.00	0.00	23,113.23	99.99	1,207.50	24,420.72
0000302702	*REVENUE AGENT	56,659.20	58,344.00	1,684.80	62,853.44	21,125.93	0.00	83,979.37
0000324540	STRUCTURAL ENGINEER VI	117,940.16	117,940.16	0.00	117,844.31	0.00	11,340.40	129,184.71
0000343522	*BUS OPERATOR	56,888.00	58,614.40	1,726.40	51,926.33	1,597.00	1,127.20	54,650.53
0000355128	CONTRACT EMP PT POLICE OFFICER	0.00	0.00	0.00	29,432.90	0.00	0.00	29,432.90
0000348032	INFORMATION SYS ANALYST III	95,944.68	95,944.68	0.00	95,875.98	0.00	0.00	95,875.98
0000343972	*JOURNEYMAN BUS TECHNICIAN	58,552.00	62,982.40	4,430.40	65,566.01	23,200.51	400.00	89,166.52
0000346159	SUPT BUS TRANSPORTATION	80,623.92	80,623.92	0.00	79,024.68	0.00	6,677.34	85,702.02
0000337715	CONTRACT EMP PT POLICE OFFICER	0.00	0.00	0.00	29,432.59	0.00	0.00	29,432.59
0000328854	SUPV REDUCED FARE ELIGIBILITY	70,207.54	70,207.54	0.00	57,476.19	0.00	9,226.40	66,702.59
0000357573	*BUS OPERATOR	42,848.00	42,848.00	0.00	21,153.36	2,990.53	0.00	24,143.89
0000315625	FIELD INSPECTOR II	83,343.00	77,727.00	-5,616.00	88,626.03	12,411.30	0.00	101,037.33
0000350891	GRAPHIC ARTIST	60,554.78	60,554.78	0.00	59,445.27	0.00	853.98	60,299.25
0000340601	*RAIL STATION CLEANER	43,700.80	40,601.60	-3,099.20	41,376.25	1,170.68	156.16	42,703.09
0000354038	*JOURNEYMAN BUS TECHNICIAN	54,412.80	59,217.60	4,804.80	57,885.29	3,409.78	400.00	61,695.07
0000348232	MGR INCIDENT RESPONSE	114,097.62	129,000.04	14,902.42	116,298.01	0.00	9,349.92	125,647.93
0000350148	*JOURNEYMAN BUS TECHNICIAN	57,491.20	59,779.20	2,288.00	58,823.64	33,758.57	400.00	92,982.21
0000344085	PROJECT ENGINEER	64,551.76	64,551.76	0.00	64,524.26	0.00	4,965.87	69,490.13
0000342605	*BUS OPERATOR	56,888.00	58,614.40	1,726.40	48,110.19	9.03	450.88	48,570.10
0000351826	TRANSIT POLICE OFFICER SPECIAL	57,324.80	68,598.40	11,273.60	63,406.24	33,219.45	3,000.72	99,626.41
0000320109	*JOURNEYMAN RAIL CAR MECHANIC	62,004.80	64,396.80	2,392.00	66,379.57	995.01	400.00	67,774.58
0000304470	APARC SYS AMBASSADOR	39,741.00	42,390.40	2,649.40	40,805.02	855.97	0.00	41,660.99
0000346201	TRANSIT POLICE OFFICER	62,025.60	74,214.40	12,188.80	69,068.76	33,222.18	5,014.90	107,305.84
0000348139	ENVIR HEALTH & SAFETY SPEC III (DATE LAST EMPLOYED 20-Dec-2024)	99,706.62	99,706.62	0.00	51,697.12	0.00	5,244.06	56,941.18
0000348447	REDUCED FARE REPRESENTATIVE	39,409.50	39,409.50	0.00	37,724.58	75.28	0.00	37,799.86
0000343388	RESIDENT ENGINEER	102,149.84	116,450.10	14,300.26	109,224.19	0.00	4,148.85	113,373.04
0000356302	PROTECTIVE SPEC POLICE CADET (DATE LAST EMPLOYED 30-May-2025)	43,056.00	43,056.00	0.00	43,289.44	5,278.50	482.94	49,050.88
0000302453	SUPV RAIL LINE	75,857.60	75,857.60	0.00	80,791.36	12,197.08	7,294.00	100,282.44
0000357279	ELECTRICAL ENGINEER IV	65,500.50	65,500.50	0.00	40,056.16	0.00	0.00	40,056.16
0000337365	TRANSIT POLICE OFFICER	72,529.60	86,777.60	14,248.00	83,185.03	58,482.94	8,126.00	149,793.97
0000338981	*BUS OPERATOR (DATE LAST EMPLOYED 23-Apr-2025)	56,888.00	58,614.40	1,726.40	53,202.00	7,335.03	0.00	60,537.03
0000356859	*BUS OPERATOR	42,848.00	42,848.00	0.00	37,158.99	12,365.66	0.00	49,524.65
0000326724	*JOURNEYMAN ET-TRAIN CONTROL	62,004.80	63,876.80	1,872.00	69,737.88	31,403.12	400.00	101,541.00

METROPOLITAN ATLANTA RAPID TRANSIT AUTHORITY (MARTA)

AS OF : 30-JUN-

MARTOC REPORT

DATE PRINTED : 24-JUL-2025

EE NUMBER	TITLE	FY 24 BASE SALARY	FY 25 BASE SALARY	DIFFERENCE +/-	REGULAR EARNINGS	OVERTIME EARNINGS	OTHER EARNINGS	TOTAL EARNINGS
0000355892	*BUS OPERATOR	41,600.00	42,848.00	1,248.00	44,233.96	6,524.95	0.00	50,758.91
0000351039	*BUS OPERATOR	41,600.00	46,779.20	5,179.20	49,599.42	7,539.45	0.00	57,138.87
0000339242	RAIL SERVICES CONTROLLER	78,249.60	78,249.60	0.00	77,375.56	3,573.90	1,504.80	82,454.26
0000327698	TRANSIT POLICE SERGEANT	78,478.40	99,444.80	20,966.40	95,252.19	45,613.35	9,297.44	150,162.98
0000353610	*STATION AGENT	46,176.00	51,937.60	5,761.60	52,249.40	12,391.91	0.00	64,641.31
0000343093	TRANSIT POLICE CORPORAL	57,324.80	77,168.00	19,843.20	72,447.02	31,557.15	0.00	104,004.17
0000346499	FIELD DATA COLLECTION SPEC (DATE LAST EMPLOYED 24-Mar-2025)	45,298.50	45,298.50	0.00	25,553.27	0.00	4,138.07	29,691.34
0000348083	*BUS OPERATOR	45,406.40	50,731.20	5,324.80	54,396.81	40,844.79	0.00	95,241.60
0000341419	CONTRACT EMP PT POLICE OFFICER	0.00	0.00	0.00	24,474.13	906.94	0.00	25,381.07
0000347211	*JOURNEYMAN OVERHAULER	60,216.00	63,876.80	3,660.80	69,024.38	22,595.23	400.00	92,019.61
0000327574	TRANSIT POLICE OFFICER	75,441.60	86,777.60	11,336.00	55,446.70	11,551.37	8,524.40	75,522.47
0000351270	CUSTOMER CARE REP	51,168.00	51,168.00	0.00	51,507.05	432.96	0.00	51,940.01
0000304126	SUPV BUS MAINTENANCE	80,620.80	80,620.80	0.00	93,228.40	65,652.30	3,876.00	162,756.70
0000344595	*SERVICEPERSON I	43,700.80	45,032.00	1,331.20	43,313.42	12,113.24	0.00	55,426.66
0000305589	*BUS OPERATOR	57,928.00	59,654.40	1,726.40	63,949.63	20,345.74	0.00	84,295.37
0000357033	*LIGHT RAIL OPERATOR	42,848.00	42,848.00	0.00	34,298.34	574.47	0.00	34,872.81
0000357756	*JOURNEYMAN BUS TECHNICIAN	56,056.00	56,056.00	0.00	21,034.26	1,819.16	0.00	22,853.42
0000341066	*JOURNEYMAN ELEC POWER ELECT	62,004.80	63,876.80	1,872.00	68,091.12	47,083.13	2,611.12	117,785.37
0000350266	DISPATCHER RADIO COMMUNICATION (DATE LAST EMPLOYED 16-Oct-2024)	62,732.80	62,732.80	0.00	21,348.85	3,799.23	5,459.20	30,607.28
0000354134	*CUSTOMER INFO OPERATOR PT (DATE LAST EMPLOYED 21-Feb-2025)	0.00	0.00	0.00	26,122.27	918.82	0.00	27,041.09
0000302219	TRANSIT SYS PLNG PRGM ANALYST (DATE LAST EMPLOYED 01-Jan-2025)	99,668.92	99,668.92	0.00	54,361.13	0.00	11,844.79	66,205.92
0000304442	*JOURNEYMAN BUS TECHNICIAN	62,171.20	64,022.40	1,851.20	70,313.64	50,305.14	400.00	121,018.78
0000334602	*JOURNEYMAN TRACK MAINTAINER	62,004.80	63,876.80	1,872.00	61,828.90	6,223.02	1,842.61	69,894.53
0000302538	*JOURNEYMAN ET-RADIO MAINT	63,044.80	64,916.80	1,872.00	71,654.47	73,644.12	400.00	145,698.59
0000308787	*JOURNEYMAN ET-RAIL CAR MAINT (DATE LAST EMPLOYED 01-Oct-2024)	63,044.80	64,916.80	1,872.00	26,487.19	0.00	400.00	26,887.19
0000342082	DIR REAL ESTATE	143,887.12	143,887.12	0.00	143,756.53	0.00	0.00	143,756.53
0000349900	*BUS OPERATOR	45,406.40	50,731.20	5,324.80	50,815.69	17,925.68	1,305.05	70,046.42
0000302549	LABOR RELATIONS SPECIALIST	85,514.00	85,514.00	0.00	85,458.79	0.00	9,867.00	95,325.79
0000352288	*CUSTOMER INFORMATION OPERATOR	38,105.60	41,246.40	3,140.80	40,903.72	4,270.31	2,062.32	47,236.35
0000337027	MGR LEARNING & DEVELOPMENT	100,000.16	100,000.16	0.00	100,056.27	0.00	4,102.58	104,158.85
0000347553	ENVIR HEALTH & SAFETY SPEC III	99,706.62	99,706.62	0.00	99,633.11	0.00	0.00	99,633.11
0000352702	CJIT-POLICE DISPATCHER	55,536.00	55,536.00	0.00	59,561.67	8,903.24	0.00	68,464.91
0000351628	SCHEDULE DISTRIBUTION CLERK	30,615.00	30,615.00	0.00	30,630.50	317.93	1,835.34	32,783.77
0000322721	*RAIL STATION CLEANER	39,416.00	41,121.60	1,705.60	45,683.22	49,186.09	0.00	94,869.31

MARTOC REPORT

EE NUMBER	TITLE	FY 24 BASE SALARY	FY 25 BASE SALARY	DIFFERENCE +/-	REGULAR EARNINGS	OVERTIME EARNINGS	OTHER EARNINGS	TOTAL EARNINGS
0000303722	PLANNER TRACK & STRUCTURES (DATE LAST EMPLOYED 01-May-2025)	70,470.40	70,470.40	0.00	51,817.34	5,894.81	18,346.02	76,058.17
0000303203	SUPV BUS TRANSPORTATION	70,657.60	70,657.60	0.00	69,743.83	2,294.70	7,575.52	79,614.05
0000327977	FOREMAN BUILDINGS SUPP EQUIP	75,920.00	75,920.00	0.00	81,064.33	9,896.18	0.00	90,960.51
0000321546	INSTRUCTOR RAIL OPERATIONS	91,603.20	91,603.20	0.00	93,994.32	100,924.79	12,771.60	207,690.71
0000342208	*RAIL OPERATOR	56,888.00	58,614.40	1,726.40	64,323.90	16,830.70	0.00	81,154.60
0000355826	*BUS OPERATOR	41,600.00	42,848.00	1,248.00	45,811.40	14,490.69	0.00	60,302.09
0000302177	*BUS OPERATOR	57,928.00	59,654.40	1,726.40	39,922.89	4,618.91	229.44	44,771.24
0000347293	*BUS OPERATOR	49,233.60	54,683.20	5,449.60	56,563.70	17,410.23	0.00	73,973.93
0000335993	*BUS OPERATOR	56,888.00	58,614.40	1,726.40	56,418.46	2,269.07	3,381.60	62,069.13
0000351615	*LIGHT RAIL OPERATOR	45,406.40	50,731.20	5,324.80	41,922.02	1,787.77	539.76	44,249.55
0000338172	GRANT PROGRAM ANALYST	124,527.00	116,989.86	-7,537.14	123,271.33	0.00	7,543.96	130,815.29
0000357727	*BUS OPERATOR	42,848.00	42,848.00	0.00	18,191.57	2,369.76	0.00	20,561.33
0000352128	*BUS OPERATOR	41,600.00	46,779.20	5,179.20	48,231.82	8,905.00	3,251.39	60,388.21
0000353915	*BUS OPERATOR (DATE LAST EMPLOYED 21-Oct-2024)	41,600.00	42,848.00	1,248.00	15,874.79	4,907.22	0.00	20,782.01
0000323255	*BUS OPERATOR	42,848.00	42,848.00	0.00	29,386.38	4,307.50	0.00	33,693.88
0000357043	SUPV STATION CARE (DATE LAST EMPLOYED 24-Jan-2025)	62,587.20	62,587.20	0.00	21,480.08	60.18	2,006.11	23,546.37
0000304882	*SERVICEPERSON I (A)	45,323.20	46,654.40	1,331.20	47,187.28	2,624.31	0.00	49,811.59
0000325680	*JOURNEYMAN ET-TRAIN CONTROL	62,004.80	63,876.80	1,872.00	66,741.98	13,683.84	400.00	80,825.82
0000346489	SUPV STATION CARE	68,744.00	68,744.00	0.00	95,376.14	33,709.76	2,357.46	131,443.36
0000352417	*BUS OPERATOR	41,600.00	46,779.20	5,179.20	48,342.27	13,905.11	0.00	62,247.38
0000323695	*BUS OPERATOR (DATE LAST EMPLOYED 23-Jun-2025)	56,888.00	59,134.40	2,246.40	63,087.52	20,993.65	0.00	84,081.17
0000335082	SUPV TECH SUPPORT SVCS CENTR	88,000.12	88,000.12	0.00	60,979.35	0.00	0.00	60,979.35
0000347773	*SERVICEPERSON IV	46,446.40	47,840.00	1,393.60	41,003.98	1,059.97	0.00	42,063.95
0000350673	*JOURNEYMAN ELEC POWER ELECT	58,552.00	60,777.60	2,225.60	64,210.60	21,107.44	400.00	85,718.04
0000345658	*JOURNEYMAN ET-TRAIN CONTROL	62,004.80	63,876.80	1,872.00	70,531.46	39,507.90	400.00	110,439.36
0000356856	*BUS OPERATOR	42,848.00	42,848.00	0.00	36,207.40	10,186.88	0.00	46,394.28
0000354039	*JOURNEYMAN ET-RADIO MAINT	58,552.00	60,777.60	2,225.60	64,974.15	12,906.40	800.00	78,680.55
0000330160	*RAIL OPERATOR	56,888.00	58,614.40	1,726.40	57,577.52	8,819.82	5,340.53	71,737.87
0000344339	*BUS OPERATOR	56,888.00	58,614.40	1,726.40	59,575.00	15,757.95	2,268.49	77,601.44
0000349060	*BUS OPERATOR	41,600.00	46,779.20	5,179.20	49,073.28	14,401.62	1,768.96	65,243.86
0000341695	*BUS OPERATOR	56,888.00	58,614.40	1,726.40	51,756.26	2,730.30	4,858.36	59,344.92
0000302160	MGR COMM & COMPUTER MAINT (DATE LAST EMPLOYED 01-Jan-2025)	128,256.70	128,256.70	0.00	69,443.93	0.00	46,064.64	115,508.57
0000303822	TRANSIT POLICE SERGEANT	86,465.60	99,444.80	12,979.20	101,610.34	20,015.83	0.00	121,626.17
0000355378	COMMUNICATIONS COORD IOC	60,008.00	60,008.00	0.00	56,690.92	548.16	1,154.00	58,393.08

METROPOLITAN ATLANTA RAPID TRANSIT AUTHORITY (MARTA)

AS OF : 30-JUN-

MARTOC REPORT

DATE PRINTED : 24-JUL-2025

EE NUMBER	TITLE	FY 24 BASE SALARY	FY 25 BASE SALARY	DIFFERENCE +/-	REGULAR EARNINGS	OVERTIME EARNINGS	OTHER EARNINGS	TOTAL EARNINGS
0000319497	*SERVICEPERSON IV	46,446.40	48,360.00	1,913.60	50,601.83	22,091.72	0.00	72,693.55
0000302323	TRANSIT POLICE MAJOR	125,016.84	143,769.60	18,752.76	132,483.39	0.00	18,528.17	151,011.56
0000357049	*MATERIAL CONTROLLER	53,102.40	53,102.40	0.00	39,604.69	2,727.05	0.00	42,331.74
0000303397	SUPV BUS MAINTENANCE	66,768.00	66,768.00	0.00	70,507.54	22,664.80	12,198.00	105,370.34
0000322234	INSTRUCTOR BUS TECHNICAL	81,952.00	81,952.00	0.00	83,550.24	26,515.80	7,092.00	117,158.04
0000348328	TRANSIT POLICE OFFICER	57,324.80	68,598.40	11,273.60	66,874.46	17,921.63	0.00	84,796.09
0000354417	*JOURNEYMAN BUS TECHNICIAN	54,412.80	59,217.60	4,804.80	60,729.00	2,909.21	400.00	64,038.21
0000341881	*BUS OPERATOR	56,888.00	58,614.40	1,726.40	51,197.38	2,602.84	4,320.84	58,121.06
0000350743	*BUS OPERATOR	41,600.00	46,779.20	5,179.20	51,127.90	10,146.21	359.84	61,633.95
0000352416	*RAIL STATION CLEANER	35,776.00	38,646.40	2,870.40	40,111.23	10,397.48	0.00	50,508.71
0000348848	*SERVICEPERSON IV	46,446.40	47,840.00	1,393.60	49,621.75	17,829.63	0.00	67,451.38
0000302930	*JOURNEYMAN ET-RADIO MAINT	63,044.80	64,916.80	1,872.00	73,959.49	39,031.88	400.00	113,391.37
0000339601	*BUS OPERATOR	56,888.00	58,614.40	1,726.40	104,247.46	13,264.22	0.00	117,511.68
0000355386	*SERVICEPERSON I	39,956.80	43,284.80	3,328.00	32,337.40	308.57	158.32	32,804.29
0000340573	*BUS OPERATOR (DATE LAST EMPLOYED 09-Oct-2024)	56,888.00	58,614.40	1,726.40	19,412.54	4,207.38	676.32	24,296.24
0000353792	*JOURNEYMAN ET-RADIO MAINT	58,552.00	60,777.60	2,225.60	65,021.61	14,217.63	800.00	80,039.24
0000348618	*REVENUE AGENT	46,446.40	51,979.20	5,532.80	52,341.59	13,741.82	0.00	66,083.41
0000349730	*STATION AGENT (DATE LAST EMPLOYED 12-Nov-2024)	50,419.20	51,937.60	1,518.40	23,318.92	2,463.29	0.00	25,782.21
0000305596	ENVIR HEALTH & SAFETY SPEC III	96,141.50	96,141.50	0.00	86,828.18	0.00	11,832.85	98,661.03
0000342817	SUPV CAR REPAIR INSPECTION	70,824.00	70,824.00	0.00	75,682.90	12,145.25	5,448.00	93,276.15
0000346472	*BUS OPERATOR	49,233.60	54,683.20	5,449.60	56,246.36	19,978.52	841.28	77,066.16
0000305284	*JOURNEYMAN ET-RAIL CAR MAINT	63,044.80	64,916.80	1,872.00	57,936.78	2,200.31	400.00	60,537.09
0000330393	INSTRUCTOR ELECTRICAL POWER	84,136.00	84,136.00	0.00	88,278.24	84,647.90	7,119.20	180,045.34
0000313261	CONTRACT PROFESSIONAL DISPATCH (DATE LAST EMPLOYED 15-Jan-2025)	0.00	0.00	0.00	36,699.43	2,755.77	0.00	39,455.20
0000350243	*BUS OPERATOR	45,406.40	50,731.20	5,324.80	52,020.97	16,493.40	0.00	68,514.37
0000349951	*SERVICEPERSON IV	46,446.40	47,840.00	1,393.60	48,578.25	7,099.77	0.00	55,678.02
0000337364	TRANSIT POLICE OFFICER	72,529.60	86,777.60	14,248.00	78,521.87	14,242.84	2,208.60	94,973.31
0000322432	*JOURNEYMAN BODY REPAIR	62,004.80	64,396.80	2,392.00	65,479.60	0.00	400.00	65,879.60
0000322811	*BUS OPERATOR (DATE LAST EMPLOYED 01-Apr-2025)	56,888.00	59,134.40	2,246.40	28,800.73	3,868.15	446.24	33,115.12
0000302337	*JOURNEYMAN AUTOMOTIVE TECH	63,044.80	64,916.80	1,872.00	73,488.37	91,749.70	400.00	165,638.07
0000337433	*BUS OPERATOR	56,888.00	58,614.40	1,726.40	58,382.71	8,940.66	0.00	67,323.37
0000317676	EQUITY ADMINISTRATOR	93,466.88	93,466.88	0.00	93,401.47	0.00	3,235.40	96,636.87
0000355808	*BUS OPERATOR	41,600.00	42,848.00	1,248.00	39,624.60	7,014.05	0.00	46,638.65
0000339279	TRANSIT POLICE OFFICER SPECIAL	72,529.60	86,777.60	14,248.00	84,785.86	51,481.19	2,615.51	138,882.56

MARTOC REPORT

EE NUMBER	TITLE	FY 24 BASE SALARY	FY 25 BASE SALARY	DIFFERENCE +/-	REGULAR EARNINGS	OVERTIME EARNINGS	OTHER EARNINGS	TOTAL EARNINGS
0000353155	DIR BUS TRANSPORTATION	173,892.42	191,281.74	17,389.32	185,403.07	0.00	3,121.15	188,524.22
0000334284	MOBILITY CUSTOMER CARE REP (DATE LAST EMPLOYED 29-Nov-2024)	44,791.50	44,791.50	0.00	20,773.91	522.83	3,835.99	25,132.73
0000333592	*BUS OPERATOR	56,888.00	58,614.40	1,726.40	65,483.10	27,163.91	0.00	92,647.01
0000338975	*BUS OPERATOR	56,888.00	58,614.40	1,726.40	62,682.26	23,639.41	1,127.20	87,448.87
0000354654	*JOURNEYMAN ET-RADIO MAINT	54,412.80	60,777.60	6,364.80	60,725.43	3,757.51	800.00	65,282.94
0000343597	*BUS OPERATOR	56,888.00	58,614.40	1,726.40	63,250.47	14,452.61	0.00	77,703.08
0000333475	*JOURNEYMAN RAIL CAR MECHANIC	62,004.80	63,876.80	1,872.00	74,286.54	24,165.51	400.00	98,852.05
0000335992	*BUS OPERATOR	56,888.00	58,614.40	1,726.40	62,777.52	13,869.37	0.00	76,646.89
0000349608	*BUS OPERATOR	45,406.40	50,731.20	5,324.80	49,841.92	4,930.08	0.00	54,772.00
0000346178	*JOURNEYMAN LIGHT RAIL TECH	58,552.00	62,025.60	3,473.60	33,185.72	3,381.90	465.76	37,033.38
0000341959	SUPV CAR REPAIR INSPECTION	68,036.80	68,036.80	0.00	73,877.44	13,515.75	0.00	87,393.19
0000355900	*BUS OPERATOR	41,600.00	42,848.00	1,248.00	45,208.63	26,699.90	0.00	71,908.53
0000327019	COST ANALYST	88,855.00	97,740.50	8,885.50	92,143.82	0.00	19,548.18	111,692.00
0000355123	TRANSIT POLICE OFFICER	53,040.00	63,419.20	10,379.20	63,638.58	10,484.28	2,550.00	76,672.86
0000355820	*BUS OPERATOR	41,600.00	42,848.00	1,248.00	45,123.29	11,014.45	0.00	56,137.74
0000339388	DIVISION DISPATCHER	65,291.20	65,291.20	0.00	71,695.04	3,894.74	0.00	75,589.78
0000340583	*SERVICEPERSON II	43,700.80	45,032.00	1,331.20	47,108.89	6,519.58	0.00	53,628.47
0000347851	PROTECTIVE SPEC POLICE CADET	44,366.40	44,366.40	0.00	44,587.97	2,907.17	1,386.45	48,881.59
0000338062	SR CONTRACT SPECIALIST	93,919.02	93,919.02	0.00	87,351.01	0.00	10,114.41	97,465.42
0000315309	*SERVICEPERSON I	44,740.80	46,072.00	1,331.20	49,230.53	2,158.69	0.00	51,389.22
0000343693	*BUS OPERATOR	56,888.00	58,614.40	1,726.40	61,451.00	30,488.71	0.00	91,939.71
0000332987	*BUS OPERATOR	56,888.00	58,614.40	1,726.40	50,784.51	2,136.46	4,439.16	57,360.13
0000334292	*RAIL OPERATOR	56,888.00	58,614.40	1,726.40	40,960.32	0.00	0.00	40,960.32
0000351389	*BUS OPERATOR (DATE LAST EMPLOYED 31-Dec-2024)	41,600.00	46,779.20	5,179.20	24,603.50	4,976.90	0.00	29,580.40
0000349613	*BUS OPERATOR	45,406.40	50,731.20	5,324.80	53,850.79	27,311.53	0.00	81,162.32
0000357281	*BUS OPERATOR (DATE LAST EMPLOYED 23-Jul-2025)	42,848.00	42,848.00	0.00	26,288.02	3,196.99	0.00	29,485.01
0000356187	*PT BUS OPERATOR	0.00	0.00	0.00	27,665.47	770.37	0.00	28,435.84
0000304953	*STATION AGENT	51,459.20	52,977.60	1,518.40	53,049.85	7,961.89	0.00	61,011.74
0000354405	TRANSIT POLICE OFFICER	55,140.80	65,936.00	10,795.20	66,057.34	27,470.93	1,902.00	95,430.27
0000330970	*BUS OPERATOR	56,888.00	58,614.40	1,726.40	61,503.75	4,694.65	0.00	66,198.40
0000345976	*SERVICEPERSON IV	46,446.40	47,840.00	1,393.60	47,736.25	3,259.11	0.00	50,995.36
0000302946	*BUS OPERATOR (DATE LAST EMPLOYED 01-Mar-2025)	57,928.00	59,654.40	1,726.40	51,242.46	3,257.76	0.00	54,500.22
0000321991	HR INFO SYSTEMS SPEC III	72,456.54	72,456.54	0.00	69,631.70	0.00	10,255.42	79,887.12
0000347287	ENVIR HEALTH & SAFETY SPEC III	103,718.16	103,718.16	0.00	103,639.39	0.00	0.00	103,639.39

METROPOLITAN ATLANTA RAPID TRANSIT AUTHORITY (MARTA)

AS OF : 30-JUN-

MARTOC REPORT

DATE PRINTED : 24-JUL-2025

EE NUMBER	TITLE	FY 24 BASE SALARY	FY 25 BASE SALARY	DIFFERENCE +/-	REGULAR EARNINGS	OVERTIME EARNINGS	OTHER EARNINGS	TOTAL EARNINGS
0000344250	*SERVICEPERSON IV	46,446.40	47,840.00	1,393.60	46,565.24	6,364.46	2,760.00	55,689.70
0000302394	SR DIR OPS PLANNING & CONTROL	212,799.34	212,799.34	0.00	211,760.36	0.00	17,187.66	228,948.02
0000305478	SUPV BUS SCHEDULING	106,383.68	97,010.68	-9,373.00	97,647.31	0.00	7,959.88	105,607.19
0000333960	*JOURNEYMAN PAINTER	62,004.80	63,876.80	1,872.00	62,612.92	25,946.95	400.00	88,959.87
0000329974	*JOURNEYMAN RAIL CAR MECHANIC	62,004.80	63,876.80	1,872.00	65,764.56	1,474.08	400.00	67,638.64
0000354911	*SERVICEPERSON I	39,956.80	45,032.00	5,075.20	42,425.94	237.48	0.00	42,663.42
0000350225	EMERGENCY PREP UNIT COORD	80,730.52	80,730.52	0.00	80,681.79	0.00	6,728.40	87,410.19
0000302427	RECORDS CENTER SPECIALIST SR	51,772.50	51,772.50	0.00	51,960.19	0.00	3,849.75	55,809.94
0000345643	SR EXECUTIVE ADMINISTRATOR	91,276.90	91,276.90	0.00	91,214.48	0.00	3,513.94	94,728.42
0000302695	*BUS OPERATOR	57,928.00	59,654.40	1,726.40	61,181.24	31,350.39	0.00	92,531.63
0000329359	*JOURNEYMAN RAIL CAR MECHANIC	62,004.80	63,876.80	1,872.00	63,000.78	391.56	1,382.72	64,775.06
0000303718	MGR TRAIN CONTROL	103,821.90	103,821.90	0.00	103,743.39	0.00	15,440.18	119,183.57
0000347060	TRANSIT POLICE OFFICER	55,140.80	65,936.00	10,795.20	61,108.11	12,308.18	4,577.49	77,993.78
0000321626	TRANSIT POLICE OFFICER	72,883.20	72,883.20	0.00	20,754.40	0.00	2,943.36	23,697.76
0000347876	PARALEGAL	84,903.00	84,903.00	0.00	84,848.00	522.48	11,153.65	96,524.13
0000335566	*JOURNEYMAN ET-TRAIN CONTROL	54,412.80	56,056.00	1,643.20	56,440.47	1,303.74	400.00	58,144.21
0000342503	FIELD INSPECTOR II	59,397.00	63,355.50	3,958.50	59,837.72	10,126.45	0.00	69,964.17
0000346503	PRINCIPAL PLANNER/PROJ SCHED (DATE LAST EMPLOYED 14-Feb-2025)	103,173.72	103,173.72	0.00	69,366.11	0.00	4,401.55	73,767.66
0000348422	*LIGHT RAIL SERVICEPERSON	43,700.80	45,032.00	1,331.20	47,328.76	10,446.86	0.00	57,775.62
0000335878	INFORMATION SYS ANALYST III	81,526.64	81,526.64	0.00	81,476.73	0.00	3,344.70	84,821.43
0000318006	*MATERIAL CONTROLLER	55,848.00	59,696.00	3,848.00	57,920.03	1,049.48	1,362.96	60,332.47
0000356284	*MATERIAL CONTROLLER	53,102.40	53,102.40	0.00	48,999.45	131.82	0.00	49,131.27
0000350509	MGR CRIMINAL JUSTICE COMM/RECD	102,258.52	102,258.52	0.00	102,257.44	0.00	10,488.07	112,745.51
0000308143	CONTRACT PROFESSIONAL	0.00	0.00	0.00	58,256.86	2,579.74	0.00	60,836.60
0000355370	*BUS OPERATOR (DATE LAST EMPLOYED 27-Dec-2024)	41,600.00	42,848.00	1,248.00	18,129.16	2,072.80	0.00	20,201.96
0000332301	SAFETY OPERATIONAL OFFICER (DATE LAST EMPLOYED 13-Sep-2024)	86,814.00	86,814.00	0.00	21,915.10	888.89	5,822.33	28,626.32
0000334025	*RAIL OPERATOR	56,888.00	58,614.40	1,726.40	65,770.13	49,952.00	0.00	115,722.13
0000303480	*MATERIAL CONTROLLER	57,969.60	59,696.00	1,726.40	55,288.06	0.00	3,437.36	58,725.42
0000337167	TRANSIT POLICE DETECTIVE	72,529.60	86,777.60	14,248.00	80,492.69	64,626.97	5,077.80	150,197.46
0000334779	*RAIL OPERATOR	56,888.00	58,614.40	1,726.40	64,962.16	14,121.61	0.00	79,083.77
0000303505	*JOURNEYMAN AA BUS TECHNICIAN	63,044.80	64,916.80	1,872.00	80,732.20	12,419.22	400.00	93,551.42
0000354655	*BUS OPERATOR	41,600.00	46,779.20	5,179.20	45,759.04	15,463.48	0.00	61,222.52
0000357286	*JOURNEYMAN BUS TECHNICIAN	56,056.00	56,056.00	0.00	35,686.18	2,546.81	0.00	38,232.99
0000357016	*BUS OPERATOR	42,848.00	42,848.00	0.00	32,741.58	9,640.25	0.00	42,381.83

MARTOC REPORT

EE NUMBER	TITLE	FY 24 BASE SALARY	FY 25 BASE SALARY	DIFFERENCE +/-	REGULAR EARNINGS	OVERTIME EARNINGS	OTHER EARNINGS	TOTAL EARNINGS
0000306172	*JOURNEYMAN AA BUS TECHNICIAN (DATE LAST EMPLOYED 01-Sep-2024)	63,044.80	64,916.80	1,872.00	20,881.69	466.02	400.00	21,747.71
0000302012	*JOURNEYMAN ET-RADIO MAINT	54,412.80	60,777.60	6,364.80	64,027.21	5,921.08	800.00	70,748.29
0000320368	SUPV STATION CARE	70,824.00	70,824.00	0.00	85,229.92	9,316.98	0.00	94,546.90
0000340922	*JOURNEYMAN ET-RADIO MAINT	62,004.80	63,876.80	1,872.00	64,758.37	67,185.25	2,820.81	134,764.43
0000355102	RAIL SERVICES CONTROLLER	66,747.20	76,065.60	9,318.40	71,377.54	9,980.09	2,104.60	83,462.23
0000304361	*BUS OPERATOR	57,928.00	59,654.40	1,726.40	65,791.07	27,958.40	2,064.96	95,814.43
0000333584	*JOURNEYMAN ET-RADIO MAINT	62,004.80	63,876.80	1,872.00	50,878.56	2,222.67	4,741.02	57,842.25
0000351527	OFFICE ADMINISTRATOR II	42,295.50	64,395.24	22,099.74	62,292.43	597.08	3,484.63	66,374.14
0000322975	*JOURNEYMAN ET-RADIO MAINT	62,004.80	64,396.80	2,392.00	61,909.34	6,158.18	5,830.56	73,898.08
0000348216	*BUS OPERATOR (DATE LAST EMPLOYED 23-Jun-2025)	45,406.40	50,731.20	5,324.80	47,840.23	6,976.91	3,456.00	58,273.14
0000345753	*BUS OPERATOR	53,081.60	58,614.40	5,532.80	57,521.01	13,220.44	2,653.76	73,395.21
0000356177	*JOURNEYMAN BUS TECHNICIAN	54,412.80	56,056.00	1,643.20	54,999.65	9,054.09	0.00	64,053.74
0000342002	*BUS OPERATOR	42,848.00	42,848.00	0.00	29,638.54	3,977.17	0.00	33,615.71
0000342132	*RAIL STATION CLEANER	43,700.80	40,601.60	-3,099.20	40,173.50	15,401.28	814.88	56,389.66
0000355223	*MATERIAL CONTROLLER	50,460.80	53,102.40	2,641.60	54,271.30	1,752.76	0.00	56,024.06
0000344425	DIR AUTOMATED PARKING ADMN	109,252.78	126,138.74	16,885.96	120,207.68	0.00	0.00	120,207.68
0000323749	SUPV BUS TRANSPORTATION	74,984.00	74,984.00	0.00	79,857.25	32,824.26	10,815.00	123,496.51
0000356793	*BUS OPERATOR	42,848.00	42,848.00	0.00	38,923.07	10,254.59	0.00	49,177.66
0000321310	*JOURNEYMAN AA BUS TECHNICIAN	61,630.40	61,630.40	0.00	57,408.53	25,815.02	0.00	83,223.55
0000357208	*JOURNEYMAN BUS TECHNICIAN	56,056.00	56,056.00	0.00	35,944.14	3,385.66	0.00	39,329.80
0000343429	*BUS OPERATOR (DATE LAST EMPLOYED 11-May-2025)	41,600.00	42,848.00	1,248.00	43,538.44	19,060.16	0.00	62,598.60
0000354434	*RAIL OPERATOR	41,600.00	46,779.20	5,179.20	46,472.52	13,998.57	0.00	60,471.09
0000348592	PROTECTIVE SPEC POLICE CADET	44,366.40	44,366.40	0.00	51,864.00	823.11	0.00	52,687.11
0000333337	TRANSIT POLICE OFFICER	75,441.60	86,777.60	11,336.00	86,086.54	47,455.33	9,068.45	142,610.32
0000339064	*BUS OPERATOR	56,888.00	58,614.40	1,726.40	63,010.90	18,859.91	0.00	81,870.81
0000354241	*BUS OPERATOR (DATE LAST EMPLOYED 26-Mar-2025)	41,600.00	42,848.00	1,248.00	23,638.21	4,099.58	329.60	28,067.39
0000347297	MGR IT PORTFOLIO MGMT	139,932.78	151,407.36	11,474.58	145,544.16	0.00	10,646.62	156,190.78
0000315408	*SERVICEPERSON IV	47,486.40	48,880.00	1,393.60	54,235.88	11,107.18	0.00	65,343.06
0000347418	MAINTENANCE PLANNER BUS	60,257.60	65,270.40	5,012.80	64,810.72	6,231.99	0.00	71,042.71
0000357584	*BUS OPERATOR	42,848.00	42,848.00	0.00	21,696.00	2,807.02	0.00	24,503.02
0000322926	*BUS OPERATOR	56,888.00	59,134.40	2,246.40	59,666.39	24,878.24	0.00	84,544.63
0000303468	*BUS OPERATOR (DATE LAST EMPLOYED 01-Mar-2025)	57,928.00	59,654.40	1,726.40	57,969.66	7,608.55	0.00	65,578.21
0000353606	SR FINANCIAL ANALYST	108,342.78	108,342.78	0.00	108,257.98	0.00	0.00	108,257.98
0000334781	*BUS OPERATOR	56,888.00	58,614.40	1,726.40	55,787.57	4,475.47	2,479.84	62,742.88

MARTOC REPORT

EE NUMBER	TITLE	FY 24 BASE SALARY	FY 25 BASE SALARY	DIFFERENCE +/-	REGULAR EARNINGS	OVERTIME EARNINGS	OTHER EARNINGS	TOTAL EARNINGS
0000354891	SUPV STATION CARE	39,000.00	62,587.20	23,587.20	43,575.00	293.31	0.00	43,868.31
0000338608	*DYNAMOMETER OPERATOR	62,004.80	63,876.80	1,872.00	64,578.75	39,298.24	400.00	104,276.99
0000355215	*RAIL OPERATOR	41,600.00	42,848.00	1,248.00	45,991.34	17,515.26	0.00	63,506.60
0000318796	*BUS OPERATOR	56,888.00	59,134.40	2,246.40	65,075.10	44,465.50	0.00	109,540.60
0000335474	FIELD DATA COLLECTION SPEC	46,215.00	46,215.00	0.00	46,210.25	0.00	0.00	46,210.25
0000322743	SUPV STATION CARE	67,392.00	67,392.00	0.00	98,741.59	25,867.48	5,184.00	129,793.07
0000306279	*JOURNEYMAN ET-RAIL CAR MAINT	63,044.80	64,916.80	1,872.00	63,708.20	6,547.83	6,142.64	76,398.67
0000326723	*JOURNEYMAN ELEC POWER ELECT	62,004.80	63,876.80	1,872.00	68,560.12	41,217.40	400.00	110,177.52
0000326274	RAIL SERVICES CONTROLLER	90,355.20	90,355.20	0.00	91,596.80	11,980.76	5,400.90	108,978.46
0000351533	CAPITAL PROJECTS ADMINISTRATOR	42,295.50	52,006.50	9,711.00	48,693.76	130.14	325.35	49,149.25
0000345489	QA ENGINEER	108,275.18	108,275.18	0.00	108,190.99	0.00	1,665.78	109,856.77
0000351766	*BUS OPERATOR	41,600.00	46,779.20	5,179.20	36,329.48	3,931.68	1,143.17	41,404.33
0000321635	SAFETY OPERATIONAL OFFICER	85,995.00	85,995.00	0.00	86,688.20	4,939.20	0.00	91,627.40
0000349506	SR DIR MARKETING & SALES	143,968.50	143,968.50	0.00	143,837.34	0.00	0.00	143,837.34
0000330844	MGR CONTRACTS	115,104.86	115,104.86	0.00	114,155.83	0.00	855.48	115,011.31
0000343524	*RAIL OPERATOR (DATE LAST EMPLOYED 14-Mar-2025)	56,888.00	58,614.40	1,726.40	50,186.86	19,991.75	1,120.56	71,299.17
0000302744	GEN SUPT BUS MAINT	110,660.94	110,660.94	0.00	110,147.56	0.00	11,775.46	121,923.02
0000356754	*RAIL STATION CLEANER	40,601.60	40,601.60	0.00	37,337.45	277.28	0.00	37,614.73
0000344900	*JOURNEYMAN BUS TECHNICIAN	61,131.20	62,982.40	1,851.20	64,907.00	6,587.70	400.00	71,894.70
0000320033	*JOURNEYMAN ET-RAIL CAR MAINT	62,004.80	64,396.80	2,392.00	66,232.74	116.10	400.00	66,748.84
0000355902	*BUS OPERATOR (DATE LAST EMPLOYED 04-Apr-2025)	41,600.00	42,848.00	1,248.00	38,792.43	8,104.54	0.00	46,896.97
0000346487	CJIT-POLICE DISPATCHER	55,536.00	55,536.00	0.00	59,518.69	13,654.63	0.00	73,173.32
0000356040	*JOURNEYMAN ET-TELEPHONE MAINT	54,412.80	60,320.00	5,907.20	59,751.81	5,761.65	800.00	66,313.46
0000351179	*RAIL STATION CLEANER (DATE LAST EMPLOYED 24-Nov-2024)	35,776.00	38,646.40	2,870.40	19,728.63	4,616.19	1,337.76	25,682.58
0000352878	SR TECHNICAL SERVICES ENGINEER	103,998.18	103,998.18	0.00	103,919.01	0.00	0.00	103,919.01
0000319667	*BUS OPERATOR	56,888.00	59,134.40	2,246.40	61,042.33	26,106.46	2,141.64	89,290.43
0000316073	TRANSIT POLICE MAJOR	129,363.00	148,767.58	19,404.58	137,073.98	0.00	18,502.15	155,576.13
0000355554	*BUS OPERATOR	41,600.00	42,848.00	1,248.00	44,825.52	9,235.36	0.00	54,060.88
0000356934	*BUS OPERATOR	42,848.00	42,848.00	0.00	33,847.90	10,801.47	0.00	44,649.37
0000331406	*BUS OPERATOR	56,888.00	58,614.40	1,726.40	60,373.64	23,855.11	2,076.87	86,305.62
0000354431	*BUS OPERATOR	41,600.00	46,779.20	5,179.20	49,097.15	9,248.95	0.00	58,346.10
0000355535	SUPPORT ANALYST II	61,780.68	61,780.68	0.00	57,362.65	0.00	0.00	57,362.65
0000338675	ENTERPRISE SYSTEMS ENGINEER	89,824.80	89,824.80	0.00	89,763.98	0.00	6,218.64	95,982.62
0000356181	*BUS OPERATOR	41,600.00	42,848.00	1,248.00	42,945.54	11,813.81	0.00	54,759.35

METROPOLITAN ATLANTA RAPID TRANSIT AUTHORITY (MARTA)

AS OF : 30-JUN-

MARTOC REPORT

DATE PRINTED : 24-JUL-2025

EE NUMBER	TITLE	FY 24 BASE SALARY	FY 25 BASE SALARY	DIFFERENCE +/-	REGULAR EARNINGS	OVERTIME EARNINGS	OTHER EARNINGS	TOTAL EARNINGS
0000352104	SUPT WORKFORCE MANAGEMENT	78,338.26	78,338.26	0.00	84,089.09	0.00	4,623.58	88,712.67
0000355228	*RAIL OPERATOR	41,600.00	46,779.20	5,179.20	45,457.00	16,767.72	329.60	62,554.32
0000354143	*SERVICEPERSON I (DATE LAST EMPLOYED 15-Feb-2025)	39,956.80	43,284.80	3,328.00	31,273.94	1,914.84	0.00	33,188.78
0000346200	*BUS OPERATOR	53,081.60	58,614.40	5,532.80	52,919.63	7,779.66	1,750.13	62,449.42
0000322673	SUPV RAIL LINE	76,648.00	76,648.00	0.00	82,488.56	24,059.28	7,591.10	114,138.94
0000348529	*JOURNEYMAN BUS TECHNICIAN	58,822.40	60,777.60	1,955.20	58,825.83	22,615.79	400.00	81,841.62
0000339670	BUYER PLANNER III	79,261.00	79,261.00	0.00	79,214.36	0.00	0.00	79,214.36
0000357549	*BUS OPERATOR	42,848.00	42,848.00	0.00	22,437.84	3,113.86	0.00	25,551.70
0000337220	*JOURNEYMAN SUPPORT EQUIPMENT	62,004.80	63,876.80	1,872.00	64,961.75	7,578.47	891.36	73,431.58
0000344324	IT ASSET ANALYST	81,640.78	81,640.78	0.00	81,590.86	0.00	9,420.12	91,010.98
0000327975	FOREMAN SMALL ENGINE SHOP	62,004.80	68,744.00	6,739.20	69,696.80	14,679.56	5,547.28	89,923.64
0000349253	*JOURNEYMAN ET-TELEPHONE MAINT	60,216.00	62,025.60	1,809.60	62,432.46	21,276.29	400.00	84,108.75
0000357726	*BUS OPERATOR	42,848.00	42,848.00	0.00	18,449.96	2,742.71	0.00	21,192.67
0000322109	*SERVICEPERSON IV	46,446.40	48,360.00	1,913.60	54,605.70	25,557.59	0.00	80,163.29
0000334488	*BUS OPERATOR (DATE LAST EMPLOYED 07-Apr-2025)	56,888.00	58,614.40	1,726.40	60,522.71	19,117.44	0.00	79,640.15
0000335353	*JOURNEYMAN ET-RAIL CAR MAINT	62,004.80	63,876.80	1,872.00	69,081.72	11,874.05	400.00	81,355.77
0000344993	*BUS OPERATOR	56,888.00	58,614.40	1,726.40	59,942.03	11,194.27	4,256.80	75,393.10
0000303591	BUS MECH ELEC ENGINEER	94,066.70	94,066.70	0.00	94,000.45	0.00	1,929.58	95,930.03
0000353897	*BUS OPERATOR	41,600.00	46,779.20	5,179.20	50,252.51	16,390.07	0.00	66,642.58
0000317051	*ENCODER CLERK	44,595.20	45,905.60	1,310.40	40,721.60	0.00	0.00	40,721.60
0000347329	DIR BUS MAINTENANCE (DATE LAST EMPLOYED 31-Jul-2024)	153,724.74	153,724.74	0.00	26,311.30	0.00	23,995.25	50,306.55
0000347294	*BUS OPERATOR	49,233.60	54,683.20	5,449.60	48,121.29	10,027.37	4,916.84	63,065.50
0000316178	INFORMATION SYS ANALYST III	94,532.10	94,532.10	0.00	94,465.29	0.00	2,181.52	96,646.81
0000303162	*JOURNEYMAN RAIL CAR MECHANIC	63,044.80	64,916.80	1,872.00	67,375.27	0.00	400.00	67,775.27
0000332789	TRANSIT POLICE OFFICER	75,441.60	86,777.60	11,336.00	82,972.70	38,877.17	1,450.80	123,300.67
0000331372	TRANSIT POLICE SERGEANT	83,137.60	99,444.80	16,307.20	99,402.05	44,823.98	0.00	144,226.03
0000341684	DIR VERTICAL TRANSPORTATION	154,181.04	154,181.04	0.00	160,036.84	0.00	7,116.06	167,152.90
0000340529	*STATION AGENT	50,419.20	51,937.60	1,518.40	53,648.38	31,307.53	3,395.92	88,351.83
0000346767	SAFETY OPERATIONAL OFFICER	84,825.00	84,825.00	0.00	85,052.75	5,763.75	6,663.77	97,480.27
0000357394	*SERVICEPERSON V	55,889.60	55,889.60	0.00	32,494.00	6,784.58	0.00	39,278.58
0000340456	*BUS OPERATOR	56,888.00	58,614.40	1,726.40	59,673.13	15,788.29	2,116.47	77,577.89
0000348476	*BUS OPERATOR (DATE LAST EMPLOYED 03-Feb-2025)	45,406.40	50,731.20	5,324.80	35,132.10	6,246.45	0.00	41,378.55
0000356889	*RAIL STATION CLEANER	36,857.60	36,857.60	0.00	28,435.43	4,082.46	0.00	32,517.89
0000315785	TRANSIT POLICE LIEUTENANT	105,289.60	121,097.60	15,808.00	112,179.51	4,235.84	12,250.60	128,665.95

METROPOLITAN ATLANTA RAPID TRANSIT AUTHORITY (MARTA)

AS OF : 30-JUN-

MARTOC REPORT

DATE PRINTED : 24-JUL-2025

EE NUMBER	TITLE	FY 24 BASE SALARY	FY 25 BASE SALARY	DIFFERENCE +/-	REGULAR EARNINGS	OVERTIME EARNINGS	OTHER EARNINGS	TOTAL EARNINGS
0000335991	BUILDING MAINT SPEC II	65,831.48	65,831.48	0.00	63,860.84	0.00	1,941.20	65,802.04
0000304093	*SERVICEPERSON I (A)	45,323.20	46,654.40	1,331.20	47,911.58	3,667.31	0.00	51,578.89
0000342754	SUPV COMMUNICATIONS	71,801.60	71,801.60	0.00	79,040.55	28,130.59	2,243.80	109,414.94
0000344196	*JOURNEYMAN ET-RAIL CAR MAINT	62,004.80	63,876.80	1,872.00	67,413.06	23,570.76	400.00	91,383.82
0000352107	ORG LEARNING SPECIALIST III (DATE LAST EMPLOYED 19-Dec-2024)	80,730.00	80,730.00	0.00	41,558.00	0.00	2,511.33	44,069.33
0000305261	SR MGR HR INFORMATION SYSTEMS	125,483.80	125,483.80	0.00	125,377.02	0.00	10,135.26	135,512.28
0000321910	*JOURNEYMAN RAIL CAR MECHANIC	62,004.80	64,396.80	2,392.00	66,732.32	43,210.62	400.00	110,342.94
0000348401	*BUS OPERATOR	45,406.40	50,731.20	5,324.80	55,070.84	17,647.25	0.00	72,718.09
0000328795	*STATION AGENT	50,419.20	51,937.60	1,518.40	53,038.97	14,284.86	1,192.72	68,516.55
0000354634	*BUS OPERATOR	41,600.00	46,779.20	5,179.20	45,215.77	14,006.09	329.60	59,551.46
0000338438	*BUS OPERATOR	42,848.00	42,848.00	0.00	26,196.80	4,365.01	0.00	30,561.81
0000321944	SYSTEM SAFETY ENGINEER III	115,548.42	115,548.42	0.00	115,455.12	0.00	6,962.54	122,417.66
0000304988	*JOURNEYMAN AA BUS TECHNICIAN	63,044.80	64,916.80	1,872.00	74,828.27	27,655.52	400.00	102,883.79
0000357134	*BUS OPERATOR	42,848.00	42,848.00	0.00	21,489.35	3,403.05	329.60	25,222.00
0000320690	*BUS OPERATOR	56,888.00	59,134.40	2,246.40	55,429.93	17,134.18	0.00	72,564.11
0000325325	NETWORK OPS CENTER ENGINEER	82,051.06	82,051.06	0.00	60,016.58	0.00	0.00	60,016.58
0000351169	*STATION AGENT	46,176.00	51,937.60	5,761.60	54,886.58	4,559.22	0.00	59,445.80
0000351178	TRANSIT POLICE OFFICER SPECIAL	53,040.00	65,936.00	12,896.00	64,795.62	21,433.83	3,762.27	89,991.72
0000303473	*JOURNEYMAN BUS TECHNICIAN	62,171.20	64,022.40	1,851.20	63,982.31	35,938.33	3,601.12	103,521.76
0000327119	SUPV MOBILITY RESERVATIONS	68,601.78	68,601.78	0.00	68,304.91	0.00	2,902.39	71,207.30
0000337998	*JOURNEYMAN ELEC POWER ELECT (DATE LAST EMPLOYED 24-Jan-2025)	62,004.80	63,876.80	1,872.00	48,067.38	22,929.85	400.00	71,397.23
0000348797	*RAIL OPERATOR	45,406.40	50,731.20	5,324.80	50,775.16	22,792.91	2,284.35	75,852.42
0000317433	DATABASE ADMINISTRATOR III	100,800.70	100,800.70	0.00	100,669.88	0.00	0.00	100,669.88
0000349446	ACCOUNTANT III	90,668.24	90,668.24	0.00	90,606.44	0.00	0.00	90,606.44
0000352879	OFFICE ADMINISTRATOR II	66,649.18	66,649.18	0.00	66,618.76	0.00	0.00	66,618.76
0000324245	*SERVICEPERSON I	43,700.80	45,552.00	1,851.20	31,375.17	2,680.53	1,401.60	35,457.30
0000347754	*BUS OPERATOR	49,233.60	54,683.20	5,449.60	52,228.60	13,983.91	0.00	66,212.51
0000331998	CONTRACT PROFESSIONAL	0.00	0.00	0.00	186,637.48	0.00	0.00	186,637.48
0000335209	*BUS OPERATOR	56,888.00	58,614.40	1,726.40	45,387.70	6,953.61	4,283.36	56,624.67
0000322855	*JOURNEYMAN ELEC POWER ELECT	62,004.80	64,396.80	2,392.00	70,504.02	73,910.46	400.00	144,814.48
0000351979	DIR LOCAL CORRIDORS & HUBS	175,950.32	175,950.32	0.00	175,778.78	0.00	0.00	175,778.78
0000338516	TRANSIT POLICE OFFICER	72,529.60	86,777.60	14,248.00	77,485.83	31,977.14	4,178.20	113,641.17
0000329037	ARCHITECT IV	89,146.20	89,146.20	0.00	89,086.66	0.00	3,771.57	92,858.23
0000348137	DATA MGMT ANALYST	95,220.32	95,220.32	0.00	95,152.58	0.00	0.00	95,152.58
0000351767	FIELD DATA COLLECTION SPEC	43,446.00	43,446.00	0.00	43,172.97	0.00	0.00	43,172.97

METROPOLITAN ATLANTA RAPID TRANSIT AUTHORITY (MARTA)
MARTOC REPORT

AS OF : 30-JUN-
DATE PRINTED : 24-JUL-2025

EE NUMBER	TITLE	FY 24 BASE SALARY	FY 25 BASE SALARY	DIFFERENCE +/-	REGULAR EARNINGS	OVERTIME EARNINGS	OTHER EARNINGS	TOTAL EARNINGS
0000315409	ELECTRICAL ENGINEER VI	110,426.68	110,426.68	0.00	110,340.00	0.00	20,740.45	131,080.45
0000357129	*SERVICEPERSON I	43,284.80	43,284.80	0.00	28,020.31	59.38	0.00	28,079.69
0000356749	CUSTOMER SVC SOCIAL MEDIA SPEC	67,994.94	67,994.94	0.00	59,944.00	0.00	0.00	59,944.00
0000334703	HR INFO SYSTEMS SPEC III	72,456.54	72,456.54	0.00	72,418.48	0.00	0.00	72,418.48
0000329425	FULFILLMENT COORDINATOR	43,036.50	65,871.00	22,834.50	58,187.21	0.00	4,222.50	62,409.71
0000303697	*STATION AGENT	51,459.20	52,977.60	1,518.40	61,426.48	41,265.61	0.00	102,692.09
0000351508	*BUS OPERATOR	41,600.00	46,779.20	5,179.20	39,001.45	5,066.80	3,147.93	47,216.18
0000306062	*JOURNEYMAN ET-RAIL CAR MAINT	63,044.80	64,916.80	1,872.00	72,881.57	15,551.87	2,397.44	90,830.88
0000320740	*RAIL OPERATOR	56,888.00	59,134.40	2,246.40	51,908.64	20,686.31	0.00	72,594.95
0000347084	*APPRENTICE MECHANIC	49,795.20	55,556.80	5,761.60	56,032.07	7,756.99	0.00	63,789.06
0000351078	*RAIL STATION CLEANER	35,776.00	40,601.60	4,825.60	41,768.00	10,560.78	0.00	52,328.78
0000351198	*BUS OPERATOR	41,600.00	46,779.20	5,179.20	47,518.39	8,092.83	0.00	55,611.22
0000332200	*JOURNEYMAN RAIL CAR MECHANIC (DATE LAST EMPLOYED 10-Apr-2025)	62,004.80	63,876.80	1,872.00	55,599.00	2,024.17	400.00	58,023.17
0000315982	*BUS OPERATOR	57,928.00	59,654.40	1,726.40	60,027.71	8,163.52	2,005.31	70,196.54
0000321575	SUPT BUS TRANSPORTATION	80,623.92	80,623.92	0.00	80,575.07	0.00	14,884.42	95,459.49
0000304957	GEN SUPT RAIL CAR MAINTENANCE (DATE LAST EMPLOYED 01-Feb-2025)	108,284.28	108,284.28	0.00	49,836.64	0.00	23,281.21	73,117.85
0000330930	TRANSIT POLICE SERGEANT	86,465.60	99,444.80	12,979.20	93,571.60	21,026.27	7,150.40	121,748.27
0000303733	*BUS OPERATOR (DATE LAST EMPLOYED 23-Dec-2024)	57,928.00	59,654.40	1,726.40	23,723.29	10,446.16	2,018.48	36,187.93
0000348395	*BUS OPERATOR	41,600.00	46,779.20	5,179.20	44,078.30	7,685.90	809.20	52,573.40
0000309665	*BUS OPERATOR	56,888.00	58,614.40	1,726.40	54,694.82	2,913.73	4,283.36	61,891.91
0000341339	*BUS OPERATOR	56,888.00	58,614.40	1,726.40	32,146.63	6,111.30	895.12	39,153.05
0000355121	*BUS OPERATOR	41,600.00	46,779.20	5,179.20	45,999.22	12,300.53	0.00	58,299.75
0000343403	*BUS OPERATOR	56,888.00	58,614.40	1,726.40	53,576.34	20,262.72	3,344.13	77,183.19
0000351182	*SERVICEPERSON I	42,016.00	45,032.00	3,016.00	46,663.75	6,185.89	0.00	52,849.64
0000331936	SUPV LIGHT RAIL TRANSPORTATION	70,824.00	70,824.00	0.00	73,843.22	9,328.75	6,526.37	89,698.34
0000322223	SUPV COMMUNICATIONS	75,171.20	75,171.20	0.00	84,950.01	32,540.71	0.00	117,490.72
0000344758	SUPV BUS MAINTENANCE	61,131.20	66,955.20	5,824.00	68,042.37	40,629.91	400.00	109,072.28
0000302108	*BUS OPERATOR	57,928.00	59,654.40	1,726.40	63,175.44	28,143.93	0.00	91,319.37
0000344093	*JOURNEYMAN BUS TECHNICIAN	57,491.20	60,590.40	3,099.20	63,605.83	4,957.98	0.00	68,563.81
0000303768	INSTRUCTOR BUS OPERATIONS	77,646.40	77,646.40	0.00	78,137.64	7,308.06	9,705.80	95,151.50
0000324724	*JOURNEYMAN ET-TRAIN CONTROL	62,004.80	64,396.80	2,392.00	26,351.08	10,592.00	400.00	37,343.08
0000353881	*JOURNEYMAN TRACK MAINTAINER	54,412.80	60,777.60	6,364.80	65,293.74	27,895.33	0.00	93,189.07
0000354912	MGR SAFETY INVESTIGATIONS (DATE LAST EMPLOYED 21-Feb-2025)	144,900.34	144,900.34	0.00	100,183.33	0.00	6,131.90	106,315.23
0000354532	*SERVICEPERSON I	39,956.80	45,032.00	5,075.20	43,577.54	1,609.88	0.00	45,187.42

METROPOLITAN ATLANTA RAPID TRANSIT AUTHORITY (MARTA)

MARTOC REPORT

AS OF : 30-JUN-

DATE PRINTED : 24-JUL-2025

EE NUMBER	TITLE	FY 24 BASE SALARY	FY 25 BASE SALARY	DIFFERENCE +/-	REGULAR EARNINGS	OVERTIME EARNINGS	OTHER EARNINGS	TOTAL EARNINGS
0000340781	*LIGHT RAIL SERVICEPERSON	43,700.80	45,032.00	1,331.20	46,917.93	6,341.24	0.00	53,259.17
0000307077	DIVISION DISPATCHER	74,984.00	74,984.00	0.00	81,654.82	2,145.01	5,407.50	89,207.33
0000355347	*BUS OPERATOR	41,600.00	42,848.00	1,248.00	44,970.09	9,617.18	0.00	54,587.27
0000320827	SUPV STATION CARE	68,744.00	68,744.00	0.00	103,172.49	18,364.53	1,850.80	123,387.82
0000342115	*JOURNEYMAN AA BUS TECHNICIAN (DATE LAST EMPLOYED 12-Mar-2025)	62,004.80	63,876.80	1,872.00	31,687.36	138.20	400.00	32,225.56
0000302364	*JOURNEYMAN OVERHAULER	63,044.80	64,916.80	1,872.00	50,860.83	9,039.59	400.00	60,300.42
0000319374	TRANSIT POLICE MAJOR	125,016.84	143,769.60	18,752.76	132,483.36	0.00	20,938.75	153,422.11
0000334278	ELEV ESCALATOR SAFE INSPEC II	85,098.00	85,098.00	0.00	85,653.96	3,530.40	2,945.70	92,130.06
0000338623	SUPT BUS MAINTENANCE GARAGE	91,599.30	91,599.30	0.00	91,536.24	0.00	3,523.05	95,059.29
0000355809	*BUS OPERATOR	41,600.00	42,848.00	1,248.00	22,866.61	28.43	0.00	22,895.04
0000338874	*JOURNEYMAN ET-RADIO MAINT	62,004.80	63,876.80	1,872.00	71,618.55	70,191.10	400.00	142,209.65
0000345629	*JOURNEYMAN ET-RADIO MAINT	62,004.80	63,876.80	1,872.00	59,293.79	72,114.86	400.00	131,808.65
0000322678	TRANSIT POLICE OFFICER	75,441.60	86,777.60	11,336.00	77,479.68	25,777.95	11,082.10	114,339.73
0000357398	CJIT-CALL TAKER	51,209.60	51,209.60	0.00	29,273.20	2,954.40	0.00	32,227.60
0000355536	*JOURNEYMAN BUS TECHNICIAN	54,412.80	56,056.00	1,643.20	57,725.54	15,186.64	400.00	73,312.18
0000322112	*BUS OPERATOR	56,888.00	59,134.40	2,246.40	54,455.35	12,589.07	3,356.17	70,400.59
0000331996	GEN SUPT BUS SVC COORDINATION	96,084.04	96,084.04	0.00	94,906.65	0.00	19,192.23	114,098.88
0000346713	*JOURNEYMAN BUS TECHNICIAN	60,216.00	62,982.40	2,766.40	63,241.21	50,946.54	400.00	114,587.75
0000302317	*BUS OPERATOR	57,928.00	59,654.40	1,726.40	66,041.99	31,642.72	0.00	97,684.71
0000353758	GRANT & CAPITAL ANALYST	105,099.80	105,099.80	0.00	105,019.12	0.00	4,042.30	109,061.42
0000335298	*JOURNEYMAN ET-RAIL CAR MAINT	62,004.80	63,876.80	1,872.00	67,448.40	4,041.60	400.00	71,890.00
0000344531	*BUS DISPATCHER (BLOCKOUT)	54,246.40	55,889.60	1,643.20	62,021.43	21,352.86	214.96	83,589.25
0000332902	*RAIL OPERATOR	56,888.00	58,614.40	1,726.40	55,261.68	12,113.52	6,756.56	74,131.76
0000354656	CONTRACT SERVICES INSPECTOR (DATE LAST EMPLOYED 03-Jul-2025)	43,513.60	43,513.60	0.00	43,659.24	1,255.20	0.00	44,914.44
0000327458	SAFETY OPERATIONAL OFFICER	86,443.50	86,443.50	0.00	86,446.82	3,014.45	8,789.76	98,251.03
0000332183	MGR BUILDINGS & GROUNDS	82,257.76	95,525.82	13,268.06	85,901.53	0.00	7,082.77	92,984.30
0000353607	*JOURNEYMAN BUS TECHNICIAN	54,412.80	59,217.60	4,804.80	57,349.54	72.46	400.00	57,822.00
0000344486	SR PROJECT MANAGER	144,127.36	144,127.36	0.00	143,443.05	0.00	7,391.16	150,834.21
0000320298	*BUS OPERATOR	56,888.00	59,134.40	2,246.40	56,817.91	7,908.33	3,411.62	68,137.86
0000344874	SUPV BUS MAINTENANCE	66,768.00	66,768.00	0.00	72,133.32	31,931.65	5,457.00	109,521.97
0000344308	SUPV BUS MAINTENANCE	67,412.80	67,412.80	0.00	70,117.74	26,618.98	9,236.85	105,973.57
0000356950	SUPV RAIL LINE	64,480.00	64,480.00	0.00	51,516.00	7,912.75	0.00	59,428.75
0000305515	*BUS OPERATOR (DATE LAST EMPLOYED 01-Jun-2025)	57,928.00	59,654.40	1,726.40	70,795.45	21,558.60	0.00	92,354.05
0000330749	SUPV BUS TRANSPORTATION	71,344.00	71,344.00	0.00	77,937.01	13,385.63	823.20	92,145.84

METROPOLITAN ATLANTA RAPID TRANSIT AUTHORITY (MARTA)

AS OF : 30-JUN-

MARTOC REPORT

DATE PRINTED : 24-JUL-2025

EE NUMBER	TITLE	FY 24 BASE SALARY	FY 25 BASE SALARY	DIFFERENCE +/-	REGULAR EARNINGS	OVERTIME EARNINGS	OTHER EARNINGS	TOTAL EARNINGS
0000337424	TRANSIT POLICE OFFICER	69,763.20	83,428.80	13,665.60	52,067.41	4,547.80	802.20	57,417.41
0000349699	*JOURNEYMAN BUS TECHNICIAN	58,822.40	60,777.60	1,955.20	64,363.95	26,551.64	400.00	91,315.59
0000318891	*SERVICEPERSON IV	46,446.40	47,840.00	1,393.60	47,074.91	10,401.77	3,496.00	60,972.68
0000356051	MGR UTILITIES AGREEM PERMITS (DATE LAST EMPLOYED 13-Jan-2025)	98,000.24	98,000.24	0.00	56,217.76	0.00	3,801.42	60,019.18
0000357552	*BUS OPERATOR	42,848.00	42,848.00	0.00	20,755.51	1,846.92	0.00	22,602.43
0000343190	RAIL SERVICES CONTROLLER (DATE LAST EMPLOYED 21-Mar-2025)	77,043.20	77,043.20	0.00	59,804.91	3,316.78	1,493.83	64,615.52
0000339171	*JOURNEYMAN BUS TECHNICIAN	62,004.80	62,982.40	977.60	62,163.00	25,993.50	5,258.24	93,414.74
0000331993	SUPV RAIL LINE	66,747.20	66,747.20	0.00	75,814.52	21,228.18	481.35	97,524.05
0000348595	RAIL SERVICES CONTROLLER	81,931.20	81,931.20	0.00	82,096.65	3,805.66	3,939.00	89,841.31
0000337230	TRANSIT POLICE OFFICER	53,040.00	63,419.20	10,379.20	57,115.10	10,689.24	2,622.14	70,426.48
0000323717	*RAIL STATION CLEANER	39,416.00	41,121.60	1,705.60	42,744.40	11,825.37	0.00	54,569.77
0000337685	*REPROGRAPHICS SPEC III	49,400.00	52,769.60	3,369.60	50,597.43	0.00	202.96	50,800.39
0000348663	*BUS OPERATOR	45,406.40	50,731.20	5,324.80	55,419.94	33,498.88	0.00	88,918.82
0000350052	*BUS OPERATOR	45,406.40	50,731.20	5,324.80	45,260.23	16,953.47	1,467.38	63,681.08
0000304883	*BUS OPERATOR	57,928.00	59,654.40	1,726.40	59,267.63	17,925.46	4,416.36	81,609.45
0000307079	SUPV BUS TRANSPORTATION	70,657.60	70,657.60	0.00	75,669.00	88,119.65	7,201.64	170,990.29
0000303520	MAINTENANCE PLANNER BUS	73,299.20	73,299.20	0.00	79,009.76	26,452.04	0.00	105,461.80
0000333961	*JOURNEYMAN BODY REPAIR	62,004.80	63,876.80	1,872.00	67,134.84	20,016.68	400.00	87,551.52
0000357475	*BUS OPERATOR	42,848.00	42,848.00	0.00	23,822.09	3,748.83	0.00	27,570.92
0000305265	*REVENUE AGENT	56,659.20	58,344.00	1,684.80	28,387.56	168.30	1,362.00	29,917.86
0000355556	*BUS OPERATOR	41,600.00	42,848.00	1,248.00	43,426.23	10,450.17	206.00	54,082.40
0000338088	*JOURNEYMAN AA BUS TECHNICIAN	61,131.20	63,876.80	2,745.60	67,566.62	27,146.66	400.00	95,113.28
0000357216	TRANSIT POLICE OFFICER	63,419.20	63,419.20	0.00	39,533.60	1,287.45	0.00	40,821.05
0000339749	*BUS OPERATOR	56,888.00	58,614.40	1,726.40	59,401.73	14,908.75	4,011.16	78,321.64
0000323905	SR LABOR RELATIONS SPECIALIST	103,525.24	103,525.24	0.00	103,446.85	0.00	23,890.50	127,337.35
0000342312	*SERVICEPERSON I	43,700.80	45,032.00	1,331.20	46,502.56	192.93	0.00	46,695.49
0000304115	APARC SYS AMBASSADOR	48,340.50	51,563.20	3,222.70	48,507.09	864.56	2,975.34	52,346.99
0000321940	TRANSIT POLICE SERGEANT	75,441.60	95,617.60	20,176.00	94,807.79	85,822.78	7,686.00	188,316.57
0000334711	*BUS OPERATOR	56,888.00	58,614.40	1,726.40	64,011.88	8,059.37	0.00	72,071.25
0000318191	SUPV COMMUNICATIONS	74,048.00	74,048.00	0.00	82,594.90	28,991.52	6,942.00	118,528.42
0000302722	*MATERIAL CONTROLLER	57,969.60	59,696.00	1,726.40	61,999.05	334.44	0.00	62,333.49
0000343296	*BUS OPERATOR	56,888.00	58,614.40	1,726.40	29,536.44	2,385.60	1,294.97	33,217.01
0000306546	MGR QUALITY ASSURANCE	123,817.46	123,817.46	0.00	123,712.58	0.00	10,159.41	133,871.99
0000344646	RAIL SERVICES CONTROLLER	83,408.00	83,408.00	0.00	79,906.60	4,936.32	3,849.60	88,692.52
0000341567	*BUS OPERATOR	56,888.00	58,614.40	1,726.40	56,973.03	10,977.22	4,283.36	72,233.61

METROPOLITAN ATLANTA RAPID TRANSIT AUTHORITY (MARTA)
MARTOC REPORT

AS OF : 30-JUN-
DATE PRINTED : 24-JUL-2025

EE NUMBER	TITLE	FY 24 BASE SALARY	FY 25 BASE SALARY	DIFFERENCE +/-	REGULAR EARNINGS	OVERTIME EARNINGS	OTHER EARNINGS	TOTAL EARNINGS
0000357226	*BUS OPERATOR (DATE LAST EMPLOYED 08-Jul-2025)	42,848.00	42,848.00	0.00	23,792.85	1,500.52	0.00	25,293.37
0000305863	CONTRACT PROFESSIONAL (DATE LAST EMPLOYED 01-Jul-2025)	0.00	0.00	0.00	102,169.17	0.00	0.00	102,169.17
0000322546	*BUS OPERATOR	56,888.00	59,134.40	2,246.40	59,091.66	15,948.54	3,630.40	78,670.60
0000337669	*BUS OPERATOR	56,888.00	58,614.40	1,726.40	58,660.10	5,962.17	3,572.38	68,194.65
0000334958	*JOURNEYMAN PAINTER	62,004.80	63,876.80	1,872.00	34,969.40	1,345.75	400.00	36,715.15
0000328472	*JOURNEYMAN BUS TECHNICIAN	61,131.20	62,982.40	1,851.20	57,730.10	1,339.90	3,564.26	62,634.26
0000335382	*SERVICEPERSON IV	46,446.40	47,840.00	1,393.60	53,796.50	13,737.85	0.00	67,534.35
0000348561	*BUS OPERATOR (DATE LAST EMPLOYED 05-Mar-2025)	45,406.40	50,731.20	5,324.80	36,202.68	6,079.70	0.00	42,282.38
0000345070	*JOURNEYMAN OVERHAULER	62,004.80	63,876.80	1,872.00	67,066.60	6,610.38	400.00	74,076.98
0000352418	*JOURNEYMAN BUS TECHNICIAN	54,412.80	59,779.20	5,366.40	62,870.45	13,406.38	400.00	76,676.83
0000357373	*BUS OPERATOR	42,848.00	42,848.00	0.00	24,426.13	4,290.53	0.00	28,716.66
0000355903	*BUS OPERATOR	41,600.00	42,848.00	1,248.00	45,085.56	5,488.54	0.00	50,574.10
0000305545	*BUS OPERATOR	57,928.00	59,654.40	1,726.40	59,325.89	19,785.77	0.00	79,111.66
0000344452	*JOURNEYMAN BUS TECHNICIAN	61,131.20	62,982.40	1,851.20	66,945.69	68,753.43	3,791.36	139,490.48
0000338783	SAFETY OPERATIONAL OFFICER	85,975.50	85,975.50	0.00	86,161.55	6,232.75	8,377.10	100,771.40
0000355382	REDUCED FARE REPRESENTATIVE	37,674.00	39,000.00	1,326.00	35,002.76	67.50	975.00	36,045.26
0000354132	*BUS OPERATOR (DATE LAST EMPLOYED 04-Jun-2025)	41,600.00	42,848.00	1,248.00	14,758.03	5,213.18	164.80	20,136.01
0000314812	*BUS OPERATOR (DATE LAST EMPLOYED 01-Mar-2025)	57,928.00	59,654.40	1,726.40	47,864.65	17,601.40	0.00	65,466.05
0000333771	SUPV BUS TRANSPORTATION	70,657.60	70,657.60	0.00	72,352.15	24,869.66	9,783.36	107,005.17
0000353887	*BUS OPERATOR	41,600.00	46,779.20	5,179.20	44,617.73	12,797.26	929.41	58,344.40
0000302594	SR BUDGET ANALYST	103,549.16	113,904.18	10,355.02	109,842.90	0.00	9,337.50	119,180.40
0000343219	*RAIL OPERATOR	42,848.00	42,848.00	0.00	38,925.47	17,818.91	0.00	56,744.38
0000356890	*BUS OPERATOR (DATE LAST EMPLOYED 24-Mar-2025)	42,848.00	42,848.00	0.00	27,012.25	3,734.61	0.00	30,746.86
0000305999	CONTRACT EMP PT POLICE OFFICER	0.00	0.00	0.00	58,213.78	302.31	0.00	58,516.09
0000333517	*MATERIAL CONTROLLER LEAD	54,745.60	59,176.00	4,430.40	58,987.47	1,315.04	221.28	60,523.79
0000304140	*JOURNEYMAN ELEC POWER ELECT	63,044.80	64,916.80	1,872.00	66,984.15	2,149.92	400.00	69,534.07
0000357186	*BUS OPERATOR	42,848.00	42,848.00	0.00	29,109.72	10,594.76	0.00	39,704.48
0000342910	*JOURNEYMAN TRACK MAINTAINER	62,004.80	63,876.80	1,872.00	68,161.97	9,473.95	0.00	77,635.92
0000306123	*SERVICEPERSON I	44,740.80	46,072.00	1,331.20	54,330.55	12,932.09	0.00	67,262.64
0000327734	SR SAFETY OPS OFFICER BUS/RAIL	104,559.00	105,007.50	448.50	101,883.12	2,665.58	3,633.19	108,181.89
0000344409	PROGRAM MANAGER-ART IN TRANSIT	114,172.24	114,172.24	0.00	114,080.11	0.00	0.00	114,080.11
0000331466	SUPV BUS TRANSPORTATION	68,598.40	68,598.40	0.00	75,946.18	21,305.35	3,320.10	100,571.63
0000344089	*JOURNEYMAN BUS TECHNICIAN	58,552.00	59,779.20	1,227.20	63,405.90	32,094.21	400.00	95,900.11
0000335143	TRANSIT POLICE OFFICER	75,441.60	86,777.60	11,336.00	82,667.46	23,150.32	5,377.55	111,195.33

METROPOLITAN ATLANTA RAPID TRANSIT AUTHORITY (MARTA)
MARTOC REPORT

AS OF : 30-JUN-
DATE PRINTED : 24-JUL-2025

EE NUMBER	TITLE	FY 24 BASE SALARY	FY 25 BASE SALARY	DIFFERENCE +/-	REGULAR EARNINGS	OVERTIME EARNINGS	OTHER EARNINGS	TOTAL EARNINGS
0000319204	RESIDENT ENGINEER	120,603.86	120,603.86	0.00	120,039.68	0.00	8,525.15	128,564.83
0000356052	*BUS OPERATOR (DATE LAST EMPLOYED 28-Apr-2025)	41,600.00	42,848.00	1,248.00	31,813.25	5,136.55	0.00	36,949.80
0000349790	*BUS OPERATOR	45,406.40	46,779.20	1,372.80	30,766.25	1,874.35	1,325.14	33,965.74
0000333474	ELEV ESCALATOR SAFE INSPEC II	81,685.50	81,685.50	0.00	81,844.56	1,357.90	1,047.25	84,249.71
0000357547	SVC DESK SUPPORT AGENT	49,003.50	49,003.50	0.00	24,388.71	1,903.62	0.00	26,292.33
0000356795	MGR SERVICE SCHEDULING	110,882.72	110,882.72	0.00	93,879.94	0.00	0.00	93,879.94
0000346749	TRANSIT POLICE OFFICER (DATE LAST EMPLOYED 01-Sep-2024)	59,633.60	59,633.60	0.00	13,444.30	6,367.82	2,083.45	21,895.57
0000342761	SR TALENT ACQUISITION PARTNER	77,625.34	77,625.34	0.00	71,709.42	0.00	2,388.48	74,097.90
0000328638	*BUS OPERATOR	56,888.00	58,614.40	1,726.40	49,831.01	7,378.74	1,877.07	59,086.82
0000347989	*BUS OPERATOR	45,406.40	50,731.20	5,324.80	54,309.84	18,345.20	1,756.08	74,411.12
0000304996	*JOURNEYMAN RAIL CAR MECHANIC	63,044.80	64,916.80	1,872.00	64,455.76	7,443.59	3,146.48	75,045.83
0000306099	*JOURNEYMAN RAIL CAR MECHANIC	63,044.80	64,916.80	1,872.00	75,543.20	71,978.57	400.00	147,921.77
0000355817	*RAIL OPERATOR	41,600.00	42,848.00	1,248.00	40,838.93	6,457.84	274.61	47,571.38
0000339799	*JOURNEYMAN AA BUS TECHNICIAN (DATE LAST EMPLOYED 17-Jun-2025)	61,131.20	63,876.80	2,745.60	62,494.00	11,410.40	1,340.48	75,244.88
0000346834	DEPARTMENT ADMINISTRATOR	72,141.68	72,141.68	0.00	43,284.66	0.00	0.00	43,284.66
0000353616	*SERVICEPERSON I	42,016.00	45,032.00	3,016.00	46,127.83	343.37	0.00	46,471.20
0000351516	TRANSIT POLICE OFFICER SPECIAL	62,025.60	74,214.40	12,188.80	66,628.65	15,832.51	1,789.20	84,250.36
0000320999	AUDITOR III	101,405.20	101,405.20	0.00	101,890.98	0.00	0.00	101,890.98
0000337180	SUPT STATION ZONE SERVICES	87,922.38	87,922.38	0.00	86,841.41	0.00	8,001.56	94,842.97
0000303583	CONTRACT PROFESSIONAL (DATE LAST EMPLOYED 30-May-2025)	0.00	0.00	0.00	41,061.36	0.00	0.00	41,061.36
0000357133	TRANSIT POLICE OFFICER	61,006.40	61,006.40	0.00	40,077.07	923.90	0.00	41,000.97
0000323983	CONTRACT EMP PT POLICE OFFICER	0.00	0.00	0.00	53,556.22	22,166.01	0.00	75,722.23
0000305677	FIELD INSPECTOR II	67,255.50	67,255.50	0.00	67,652.63	5,972.37	3,793.90	77,418.90
0000344319	SUPV CAR REPAIR INSPECTION	70,824.00	70,824.00	0.00	74,195.53	3,490.13	0.00	77,685.66
0000305270	DISPATCHER RADIO COMMUNICATION	70,200.00	70,200.00	0.00	70,491.63	5,111.72	4,185.00	79,788.35
0000303172	CONTRACT EMP PT POLICE OFFICER	0.00	0.00	0.00	63,524.41	4,585.12	0.00	68,109.53
0000341492	TRANSIT POLICE OFFICER	62,025.60	74,214.40	12,188.80	72,249.98	41,502.90	10,121.90	123,874.78
0000305283	*JOURNEYMAN RAIL CAR MECHANIC	63,044.80	64,916.80	1,872.00	65,846.63	1,404.45	712.10	67,963.18
0000352270	*BUS OPERATOR	41,600.00	46,779.20	5,179.20	51,011.34	14,670.66	0.00	65,682.00
0000324754	IT QUALITY ASSURANCE ENGINEER (DATE LAST EMPLOYED 01-Jul-2025)	115,864.84	115,864.84	0.00	108,715.66	0.00	7,054.89	115,770.55
0000350970	SR INFORMATION SYSTEMS ANALYST	104,888.68	104,888.68	0.00	104,808.51	0.00	0.00	104,808.51
0000357051	NETWORK OPS CENTER ENGINEER	82,051.06	82,051.06	0.00	60,016.58	0.00	0.00	60,016.58
0000355355	*LIGHT RAIL OPERATOR	41,600.00	46,779.20	5,179.20	48,849.07	8,412.66	0.00	57,261.73
0000352273	RIDESTORE CUSTOMER CARE SPEC	33,111.00	50,524.50	17,413.50	41,969.88	1,399.15	679.20	44,048.23

METROPOLITAN ATLANTA RAPID TRANSIT AUTHORITY (MARTA)
MARTOC REPORT

AS OF : 30-JUN-
DATE PRINTED : 24-JUL-2025

EE NUMBER	TITLE	FY 24 BASE SALARY	FY 25 BASE SALARY	DIFFERENCE +/-	REGULAR EARNINGS	OVERTIME EARNINGS	OTHER EARNINGS	TOTAL EARNINGS
0000354659	*BUS OPERATOR	41,600.00	46,779.20	5,179.20	47,611.73	25,872.33	832.66	74,316.72
0000319809	*JOURNEYMAN ET-RAIL CAR MAINT	62,004.80	64,396.80	2,392.00	70,010.77	6,451.25	400.00	76,862.02
0000347818	*RAIL STATION CLEANER	39,416.00	40,601.60	1,185.60	35,331.68	5,932.35	3,534.43	44,798.46
0000303208	MOBILITY MAINT PROGRAM MGR	100,541.22	100,541.22	0.00	100,466.60	0.00	9,280.73	109,747.33
0000350028	TRANSIT POLICE OFFICER SPECIAL	59,633.60	71,344.00	11,710.40	69,818.76	24,127.39	0.00	93,946.15
0000356867	*JOURNEYMAN BUS TECHNICIAN	56,056.00	56,056.00	0.00	46,643.09	1,283.51	0.00	47,926.60
0000315251	*BUS OPERATOR	56,888.00	59,654.40	2,766.40	58,218.88	8,482.59	1,882.15	68,583.62
0000317857	SR ENTERPRISE NETWORK ENGINEER	94,832.92	94,832.92	0.00	94,765.85	0.00	0.00	94,765.85
0000344538	*RAIL STATION CLEANER	39,416.00	40,601.60	1,185.60	34,261.56	10,884.84	390.40	45,536.80
0000335646	*JOURNEYMAN ET-BUS MAINTENANCE	62,004.80	63,876.80	1,872.00	66,672.77	38,788.27	400.00	105,861.04
0000342477	TRANSIT POLICE OFFICER	62,025.60	74,214.40	12,188.80	76,628.33	57,121.72	1,070.40	134,820.45
0000335581	SR GRC SECURITY ANALYST	106,605.46	106,605.46	0.00	106,523.11	0.00	0.00	106,523.11
0000324056	SUPV STATION CARE	67,392.00	67,392.00	0.00	64,537.35	1,474.20	5,832.00	71,843.55
0000324895	SR ENTERPRISE SYSTEMS ENGINEER	112,603.40	119,590.90	6,987.50	116,006.86	0.00	0.00	116,006.86
0000345736	*BUS OPERATOR	53,081.60	58,614.40	5,532.80	57,911.04	17,724.76	2,389.13	78,024.93
0000323711	*BUS OPERATOR	56,888.00	59,134.40	2,246.40	56,179.91	15,212.86	6,444.23	77,837.00
0000323169	*BUS OPERATOR	56,888.00	59,134.40	2,246.40	59,012.02	6,830.58	2,274.40	68,117.00
0000323709	SUPV BUS TRANSPORTATION	72,716.80	72,716.80	0.00	78,744.02	28,160.52	3,915.52	110,820.06
0000350578	SR TRAIN CTRL CYBER SEC ANLYST	123,128.98	123,128.98	0.00	123,025.09	0.00	0.00	123,025.09
0000322066	CUSTOMER CARE SPEC	56,569.50	56,569.50	0.00	56,065.41	348.13	0.00	56,413.54
0000315987	*BUS OPERATOR	57,928.00	59,654.40	1,726.40	50,382.83	17,300.54	229.44	67,912.81
0000338613	*JOURNEYMAN AA BUS TECHNICIAN	61,630.40	61,630.40	0.00	56,472.60	26,442.62	0.00	82,915.22
0000328360	TRANSIT POLICE LIEUTENANT	90,417.60	108,201.60	17,784.00	100,044.44	12,560.11	6,948.00	119,552.55
0000351782	*BUS OPERATOR	41,600.00	46,779.20	5,179.20	48,497.86	7,434.68	0.00	55,932.54
0000333451	ENGINEERING SVCS COORDINATOR	108,652.44	108,652.44	0.00	108,567.26	0.00	1,253.69	109,820.95
0000357304	*BUS OPERATOR	42,848.00	42,848.00	0.00	26,337.04	3,144.44	0.00	29,481.48
0000331881	CONTRACT PROFESSIONAL	0.00	0.00	0.00	178,331.60	0.00	0.00	178,331.60
0000304648	DEPUTY CHIEF OF POLICE	157,749.28	181,411.88	23,662.60	166,969.63	0.00	28,665.93	195,635.56
0000354311	TRANSIT POLICE OFFICER	57,324.80	68,598.40	11,273.60	68,906.85	9,152.29	0.00	78,059.14
0000337574	SAFETY OPERATIONAL OFFICER	83,518.50	83,518.50	0.00	85,243.28	8,647.89	3,426.40	97,317.57
0000329605	SUPT BUS COMMUNICATIONS CENTER	80,623.92	80,623.92	0.00	78,714.57	0.00	10,822.28	89,536.85
0000302639	CONTRACT EMP PT POLICE OFFICER	0.00	0.00	0.00	63,507.59	22,291.06	0.00	85,798.65
0000306014	TRANSIT POLICE OFFICER SPECIAL	78,478.40	90,251.20	11,772.80	83,550.68	14,867.54	11,603.16	110,021.38
0000354260	ACCOUNTANT III (DATE LAST EMPLOYED 01-Oct-2024)	83,639.40	83,639.40	0.00	24,339.67	0.00	1,582.29	25,921.96

METROPOLITAN ATLANTA RAPID TRANSIT AUTHORITY (MARTA)

AS OF : 30-JUN-

MARTOC REPORT

DATE PRINTED : 24-JUL-2025

EE NUMBER	TITLE	FY 24 BASE SALARY	FY 25 BASE SALARY	DIFFERENCE +/-	REGULAR EARNINGS	OVERTIME EARNINGS	OTHER EARNINGS	TOTAL EARNINGS
0000303207	DIR MOBILITY SERVICES	104,175.24	150,000.24	45,825.00	135,502.43	0.00	8,867.69	144,370.12
0000331293	*BUS OPERATOR	56,888.00	58,614.40	1,726.40	59,022.35	6,728.77	0.00	65,751.12
0000341823	*BUS OPERATOR	56,888.00	58,614.40	1,726.40	51,747.44	2,987.03	4,765.08	59,499.55
0000305220	INSTRUCTOR RAIL OPERATIONS	81,390.40	81,390.40	0.00	81,740.23	26,508.98	7,043.40	115,292.61
0000357207	*JOURNEYMAN BUS TECHNICIAN	56,056.00	56,056.00	0.00	36,480.65	6,932.95	0.00	43,413.60
0000333473	*SERVICEPERSON II	43,700.80	45,032.00	1,331.20	45,369.01	838.85	0.00	46,207.86
0000355101	*BUS OPERATOR (DATE LAST EMPLOYED 11-Nov-2024)	41,600.00	42,848.00	1,248.00	17,655.96	3,638.28	0.00	21,294.24
0000350208	APARC SYS ADMINISTRATOR	74,414.86	79,393.60	4,978.74	76,492.93	0.00	0.00	76,492.93
0000335963	DIR FACILITIES PRGM MGMT	156,724.62	161,426.46	4,701.84	160,681.86	0.00	6,084.55	166,766.41
0000305223	*BUS OPERATOR	57,928.00	59,654.40	1,726.40	60,492.85	14,177.46	4,123.28	78,793.59
0000352422	*RAIL STATION CLEANER	35,776.00	38,646.40	2,870.40	39,585.50	293.58	0.00	39,879.08
0000352426	*BUS OPERATOR (DATE LAST EMPLOYED 22-Nov-2024)	41,600.00	42,848.00	1,248.00	19,258.36	3,074.25	0.00	22,332.61
0000328570	DISPATCHER-RAIL TRANSPORTATION	70,824.00	70,824.00	0.00	84,177.91	21,808.25	2,394.74	108,380.90
0000335447	FOREMAN POWER	68,972.80	68,972.80	0.00	52,349.32	12,700.28	1,061.12	66,110.72
0000336902	ACCOUNTANT II	67,690.74	67,690.74	0.00	67,658.84	0.00	1,909.23	69,568.07
0000346355	*JOURNEYMAN ET-RADIO MAINT	62,004.80	63,876.80	1,872.00	50,586.24	161.24	2,611.12	53,358.60
0000350577	PROTECTIVE SPEC POLICE CADET	44,366.40	44,366.40	0.00	54,715.32	24,686.08	0.00	79,401.40
0000327897	OFFICE ADMINISTRATOR II	65,497.12	65,497.12	0.00	65,444.73	0.00	5,306.97	70,751.70
0000342265	SUPV STATION CARE (DATE LAST EMPLOYED 20-Mar-2024)	65,104.00	65,104.00	0.00	27,010.10	0.00	0.00	27,010.10
0000354128	*SERVICEPERSON I	39,956.80	45,032.00	5,075.20	45,337.28	6,996.06	0.00	52,333.34
0000302879	*BUS OPERATOR	57,928.00	59,654.40	1,726.40	65,816.43	23,925.44	0.00	89,741.87
0000345961	*BUS OPERATOR	53,081.60	58,614.40	5,532.80	58,575.11	15,825.80	0.00	74,400.91
0000320557	MGR CONTRACTS	97,452.94	113,056.06	15,603.12	107,728.81	0.00	9,008.69	116,737.50
0000338334	*JOURNEYMAN AA BUS TECHNICIAN	62,004.80	63,876.80	1,872.00	53,165.38	16,810.29	1,137.04	71,112.71
0000319700	CHF ADMINISTRATIVE OFFICER	206,606.92	290,000.10	83,393.18	252,599.28	0.00	0.00	252,599.28
0000338149	*BUS OPERATOR	56,888.00	58,614.40	1,726.40	51,315.51	11,851.32	5,178.48	68,345.31
0000334605	*RAIL OPERATOR	56,888.00	58,614.40	1,726.40	39,941.44	1,314.19	225.44	41,481.07
0000346908	*SERVICEPERSON I	43,700.80	45,032.00	1,331.20	45,476.08	3,605.00	0.00	49,081.08
0000302090	SUPV CAR REPAIR INSPECTION	70,824.00	70,824.00	0.00	71,733.10	10,828.03	0.00	82,561.13
0000346630	ENTERPRISE SYSTEMS ENGINEER	101,468.38	101,468.38	0.00	100,612.15	0.00	5,984.05	106,596.20
0000355361	*RAIL OPERATOR	41,600.00	42,848.00	1,248.00	36,957.78	7,924.39	0.00	44,882.17
0000335931	*BUS OPERATOR	56,888.00	58,614.40	1,726.40	54,715.33	1,141.54	6,066.96	61,923.83
0000357181	*BUS OPERATOR	42,848.00	42,848.00	0.00	29,565.12	4,823.56	0.00	34,388.68
0000317514	MGR CIP BUDGET ANLST & RPTG (DATE LAST EMPLOYED 07-Apr-2025)	129,795.12	129,795.12	0.00	76,407.49	0.00	21,674.78	98,082.27

METROPOLITAN ATLANTA RAPID TRANSIT AUTHORITY (MARTA)

AS OF : 30-JUN-

MARTOC REPORT

DATE PRINTED : 24-JUL-2025

EE NUMBER	TITLE	FY 24 BASE SALARY	FY 25 BASE SALARY	DIFFERENCE +/-	REGULAR EARNINGS	OVERTIME EARNINGS	OTHER EARNINGS	TOTAL EARNINGS
0000302198	DIR CUSTOMER SERVICES	141,372.40	141,372.40	0.00	141,245.05	0.00	2,899.95	144,145.00
0000353901	MGR BUILDING MAINTENANCE	96,838.04	96,838.04	0.00	96,768.28	0.00	0.00	96,768.28
0000348172	PROTECTIVE SPEC POLICE CADET	44,782.40	44,782.40	0.00	40,259.54	2,050.75	1,679.13	43,989.42
0000335110	SUPT BUS TRANSPORTATION	78,275.60	78,275.60	0.00	77,687.96	0.00	642.27	78,330.23
0000339942	SUPV BUS TRANSPORTATION	69,243.20	69,243.20	0.00	72,760.74	9,486.76	1,997.40	84,244.90
0000341957	*JOURNEYMAN RAIL CAR MECHANIC	62,004.80	63,876.80	1,872.00	45,492.96	0.00	400.00	45,892.96
0000333983	IT QUALITY ASSURANCE ENGINEER	112,018.14	112,018.14	0.00	111,928.60	0.00	0.00	111,928.60
0000336343	*BUS OPERATOR	56,888.00	58,614.40	1,726.40	52,267.78	3,805.77	3,135.68	59,209.23
0000322551	*BUS OPERATOR	56,888.00	59,134.40	2,246.40	62,568.97	23,335.56	0.00	85,904.53
0000355211	*BUS OPERATOR (DATE LAST EMPLOYED 03-Feb-2025)	41,600.00	42,848.00	1,248.00	27,700.49	6,715.14	0.00	34,415.63
0000331450	*JOURNEYMAN TRACK MAINTAINER	62,004.80	63,876.80	1,872.00	65,136.83	57.59	0.00	65,194.42
0000305818	*JOURNEYMAN ET-RAIL CAR MAINT (DATE LAST EMPLOYED 01-Oct-2024)	63,044.80	64,916.80	1,872.00	23,657.93	1,213.16	3,445.12	28,316.21
0000346717	*JOURNEYMAN ET-TRAIN CONTROL	60,216.00	63,876.80	3,660.80	58,159.52	30,425.26	400.00	88,984.78
0000351785	APARC SYS ADMINISTRATOR	66,649.18	72,446.40	5,797.22	68,704.85	0.00	273.44	68,978.29
0000345650	*JOURNEYMAN ET-HVAC	62,004.80	63,876.80	1,872.00	65,596.48	3,417.66	400.00	69,414.14
0000354245	*BUS OPERATOR (DATE LAST EMPLOYED 13-Mar-2025)	41,600.00	42,848.00	1,248.00	36,271.12	18,061.73	0.00	54,332.85
0000334476	*BUS OPERATOR	56,888.00	58,614.40	1,726.40	49,623.09	9,429.91	2,254.41	61,307.41
0000343942	DIVISION DISPATCHER	62,732.80	62,732.80	0.00	69,378.18	11,969.46	0.00	81,347.64
0000338538	*BUS OPERATOR	56,888.00	58,614.40	1,726.40	63,927.47	31,948.16	303.50	96,179.13
0000326789	MGR ITS APPLICATIONS	146,390.14	133,492.32	-12,897.82	138,335.61	0.00	19,218.09	157,553.70
0000338674	TRANSIT POLICE SERGEANT	76,939.20	91,936.00	14,996.80	80,721.91	18,286.09	0.00	99,008.00
0000352757	SUPPORT ANALYST II	63,943.10	63,943.10	0.00	63,916.05	0.00	0.00	63,916.05
0000334245	*JOURNEYMAN BUS TECHNICIAN	61,131.20	62,982.40	1,851.20	71,971.04	36,943.55	400.00	109,314.59
0000354407	*PT BUS OPERATOR	0.00	0.00	0.00	27,571.61	0.00	154.50	27,726.11
0000337719	*SECRETARY (N9)	47,465.60	48,900.80	1,435.20	49,702.40	1,973.85	2,068.88	53,745.13
0000343132	RESIDENT ENGINEER	102,149.84	116,450.10	14,300.26	109,224.57	0.00	8,407.69	117,632.26
0000344316	*BUS OPERATOR	56,888.00	58,614.40	1,726.40	57,513.16	6,362.39	669.68	64,545.23
0000304366	*JOURNEYMAN BUS TECHNICIAN	62,171.20	64,022.40	1,851.20	70,993.66	13,014.55	400.00	84,408.21
0000351990	*BUS OPERATOR	41,600.00	46,779.20	5,179.20	49,501.67	12,906.80	0.00	62,408.47
0000330290	*JOURNEYMAN ET-TRAIN CONTROL	62,004.80	63,876.80	1,872.00	70,779.64	41,514.33	400.00	112,693.97
0000332928	*JOURNEYMAN SUPPORT EQUIPMENT	62,004.80	63,876.80	1,872.00	62,164.69	5,827.28	5,523.28	73,515.25
0000319450	*JOURNEYMAN ET-RAIL CAR MAINT	62,004.80	64,396.80	2,392.00	69,567.49	27,474.10	400.00	97,441.59
0000343380	*BUS OPERATOR	42,848.00	42,848.00	0.00	40,990.37	10,543.50	0.00	51,533.87
0000354129	ACCOUNTANT II	65,718.90	65,718.90	0.00	64,172.93	0.00	5,961.57	70,134.50

METROPOLITAN ATLANTA RAPID TRANSIT AUTHORITY (MARTA)

AS OF : 30-JUN-

MARTOC REPORT

DATE PRINTED : 24-JUL-2025

EE NUMBER	TITLE	FY 24 BASE SALARY	FY 25 BASE SALARY	DIFFERENCE +/-	REGULAR EARNINGS	OVERTIME EARNINGS	OTHER EARNINGS	TOTAL EARNINGS
0000321432	GEN SUPT BUS TRANS OPERATIONS	102,119.42	102,119.42	0.00	101,257.12	0.00	14,533.44	115,790.56
0000302078	ELECTRICAL ENGINEER VI	118,405.56	118,405.56	0.00	118,307.98	0.00	2,277.03	120,585.01
0000331717	INSTRUCTOR CAR MAINT MECH	81,889.60	81,889.60	0.00	81,838.40	118.11	0.00	81,956.51
0000337440	*BUS OPERATOR	56,888.00	58,614.40	1,726.40	58,095.44	15,314.80	4,643.36	78,053.60
0000346548	*BUS OPERATOR	49,233.60	54,683.20	5,449.60	36,673.72	10,992.47	3,298.56	50,964.75
0000342311	*BUS OPERATOR	56,888.00	58,614.40	1,726.40	55,374.73	6,658.42	5,159.60	67,192.75
0000341480	*BUS OPERATOR	56,888.00	58,614.40	1,726.40	58,419.66	3,013.11	444.25	61,877.02
0000334479	SUPV RAIL LINE	70,824.00	70,824.00	0.00	75,438.76	14,439.92	7,150.50	97,029.18
0000338153	SUPV STATION CARE	68,744.00	68,744.00	0.00	84,286.35	8,705.90	3,172.80	96,165.05
0000330752	(DATE LAST EMPLOYED 02-Jul-2025) SAFETY OPERATIONAL OFFICER	86,814.00	86,814.00	0.00	86,756.76	2,871.54	6,678.00	96,306.30
0000348824	*SERVICEPERSON I	45,406.40	43,284.80	-2,121.60	32,654.73	447.28	0.00	33,102.01
0000352762	BENEFITS ANALYST III	80,730.00	80,730.00	0.00	80,681.00	0.00	331.20	81,012.20
0000319893	*JOURNEYMAN ET-TRAIN CONTROL	62,004.80	63,876.80	1,872.00	69,301.25	26,457.74	400.00	96,158.99
0000356183	*BUS OPERATOR	41,600.00	42,848.00	1,248.00	42,656.20	16,967.61	0.00	59,623.81
0000337722	DIR ART IN TRANSIT	138,019.70	138,019.70	0.00	137,896.33	0.00	0.00	137,896.33
0000353911	*BUS OPERATOR	41,600.00	42,848.00	1,248.00	31,320.36	5,731.71	0.00	37,052.07
0000317521	(DATE LAST EMPLOYED 06-Mar-2025) TRANSIT POLICE OFFICER SPECIAL	78,478.40	78,478.40	0.00	46,081.32	28,135.36	26,121.62	100,338.30
0000302689	(DATE LAST EMPLOYED 01-Jan-2025) SUPV BUS MAINTENANCE	68,099.20	68,099.20	0.00	73,826.41	36,703.78	14,405.60	124,935.79
0000353888	*BUS OPERATOR	41,600.00	46,779.20	5,179.20	38,267.79	9,055.76	164.80	47,488.35
0000306263	*JOURNEYMAN ELEC POWER ELECT	63,044.80	64,916.80	1,872.00	66,573.85	1,248.98	400.00	68,222.83
0000321577	PORTFOLIO MANAGER II	89,303.50	89,303.50	0.00	89,243.68	0.00	8,243.43	97,487.11
0000353618	(DATE LAST EMPLOYED 01-Jul-2025) *STATION AGENT	46,176.00	51,937.60	5,761.60	51,897.86	4,384.73	0.00	56,282.59
0000357465	*BUS OPERATOR	42,848.00	42,848.00	0.00	23,595.49	5,824.06	0.00	29,419.55
0000328287	SUPV STATION CARE	66,747.20	73,421.92	6,674.72	82,840.64	12,919.19	513.44	96,273.27
0000337158	*BUS OPERATOR	56,888.00	58,614.40	1,726.40	61,110.95	9,953.76	3,368.33	74,433.04
0000344254	*BUS OPERATOR	56,888.00	58,614.40	1,726.40	58,880.75	8,231.50	3,368.32	70,480.57
0000328356	DIVISION DISPATCHER	74,900.80	74,900.80	0.00	81,217.78	5,076.58	0.00	86,294.36
0000320494	BILLING ANALYST I	61,043.58	61,043.58	0.00	60,723.35	200.63	3,991.33	64,915.31
0000302776	CONTRACT EMP PT POLICE OFFICER	0.00	0.00	0.00	68,344.55	17,135.62	0.00	85,480.17
0000306003	*BUS OPERATOR	57,928.00	59,654.40	1,726.40	53,565.23	379.04	2,056.56	56,000.83
0000341811	SUPV BUS TRANSPORTATION	66,601.60	69,264.00	2,662.40	72,187.87	13,924.70	0.00	86,112.57
0000357639	*BUS OPERATOR	42,848.00	42,848.00	0.00	20,376.86	2,945.11	0.00	23,321.97
0000333956	*JOURNEYMAN BODY REPAIR	62,004.80	63,876.80	1,872.00	66,754.90	43,702.41	400.00	110,857.31
0000333959	*JOURNEYMAN BODY REPAIR	62,004.80	63,876.80	1,872.00	66,988.98	31,135.34	400.00	98,524.32

METROPOLITAN ATLANTA RAPID TRANSIT AUTHORITY (MARTA)

AS OF : 30-JUN-

MARTOC REPORT

DATE PRINTED : 24-JUL-2025

EE NUMBER	TITLE	FY 24 BASE SALARY	FY 25 BASE SALARY	DIFFERENCE +/-	REGULAR EARNINGS	OVERTIME EARNINGS	OTHER EARNINGS	TOTAL EARNINGS
0000341993	*JOURNEYMAN BODY REPAIR	62,004.80	63,876.80	1,872.00	67,497.66	54,412.51	400.00	122,310.17
0000333597	*JOURNEYMAN BODY REPAIR	62,004.80	63,876.80	1,872.00	69,337.22	51,522.01	400.00	121,259.23
0000355924	MARKETING SPEC & EVENT PLANNER	79,695.20	79,695.20	0.00	77,503.67	0.00	0.00	77,503.67
0000318545	*JOURNEYMAN STRUCTURAL INSPECT	62,004.80	64,396.80	2,392.00	67,442.20	22,086.83	0.00	89,529.03
0000327118	SUPV BUS TRANSPORTATION	75,732.80	80,623.92	4,891.12	81,855.85	7,439.16	6,862.58	96,157.59
0000339544	*BUS OPERATOR	56,888.00	58,614.40	1,726.40	61,602.29	25,267.53	3,832.48	90,702.30
0000349849	AGM HUMAN RESOURCES	209,898.00	209,898.00	0.00	219,679.44	0.00	14,531.40	234,210.84
0000326870	DISPATCHER RADIO COMMUNICATION	63,960.00	63,960.00	0.00	67,439.41	7,244.69	0.00	74,684.10
0000354661	*BUS OPERATOR	41,600.00	46,779.20	5,179.20	46,033.54	12,857.08	0.00	58,890.62
0000314813	*RAIL OPERATOR	57,928.00	59,654.40	1,726.40	64,057.75	22,596.25	2,517.20	89,171.20
0000315389	*BUS OPERATOR	57,928.00	59,654.40	1,726.40	39,018.23	646.60	5,729.36	45,394.19
0000302436	*JOURNEYMAN SUPPORT EQUIPMENT	63,044.80	64,916.80	1,872.00	80,393.92	23,210.93	1,398.72	105,003.57
0000344203	*BUS OPERATOR	56,888.00	58,614.40	1,726.40	64,098.65	14,208.55	901.76	79,208.96
0000341883	*BUS OPERATOR	56,888.00	58,614.40	1,726.40	53,937.69	12,592.66	4,421.31	70,951.66
0000354662	*RAIL OPERATOR (DATE LAST EMPLOYED 08-May-2025)	41,600.00	42,848.00	1,248.00	37,935.51	14,641.53	0.00	52,577.04
0000357282	*BUS OPERATOR	42,848.00	42,848.00	0.00	24,448.61	3,516.15	0.00	27,964.76
0000334416	*MATERIAL CONTROLLER	54,745.60	57,532.80	2,787.20	58,768.85	7,330.70	659.44	66,758.99
0000342128	*MATERIAL CONTROLLER	56,929.60	58,656.00	1,726.40	60,967.74	8,045.67	0.00	69,013.41
0000355895	*BUS OPERATOR (DATE LAST EMPLOYED 16-Dec-2024)	41,600.00	42,848.00	1,248.00	23,053.22	2,823.38	0.00	25,876.60
0000332905	*BUS OPERATOR	56,888.00	58,614.40	1,726.40	74,823.84	41,392.10	1,458.88	117,674.82
0000356870	DIR POLICY PLANNING	155,000.04	155,000.04	0.00	133,297.12	0.00	0.00	133,297.12
0000342618	*BUS OPERATOR	56,888.00	58,614.40	1,726.40	49,548.10	8,517.04	4,846.96	62,912.10
0000305177	TRANSIT POLICE SERGEANT	86,465.60	99,444.80	12,979.20	96,758.48	21,220.29	12,208.20	130,186.97
0000334987	*JOURNEYMAN RAIL CAR MECHANIC	62,004.80	63,876.80	1,872.00	65,477.21	1,289.83	400.00	67,167.04
0000357183	*BUS OPERATOR	42,848.00	42,848.00	0.00	26,068.48	4,307.51	0.00	30,375.99
0000320099	*JOURNEYMAN SUPPORT EQUIPMENT	62,004.80	64,396.80	2,392.00	64,824.86	7,407.18	400.00	72,632.04
0000304968	*JOURNEYMAN RAIL CAR MECHANIC	63,044.80	64,916.80	1,872.00	66,269.31	3,370.70	400.00	70,040.01
0000342647	*BUS OPERATOR	56,888.00	58,614.40	1,726.40	61,784.95	7,859.73	0.00	69,644.68
0000333871	*BUS OPERATOR	56,888.00	58,614.40	1,726.40	52,491.81	1,932.42	2,924.08	57,348.31
0000317637	SR TALENT ACQUISITION PARTNER	81,243.76	81,243.76	0.00	80,267.52	0.00	6,239.83	86,507.35
0000321866	*RAIL STATION CLEANER (DATE LAST EMPLOYED 01-Apr-2025)	39,416.00	41,121.60	1,705.60	38,208.47	0.00	0.00	38,208.47
0000329347	*JOURNEYMAN ET-RAIL CAR MAINT	62,004.80	63,876.80	1,872.00	67,151.11	11,062.48	400.00	78,613.59
0000332415	ENGINEERING CAD SPECIALIST III	84,685.38	84,685.38	0.00	84,480.04	0.00	3,908.56	88,388.60
0000354034	PUBLIC ENGAGEMENT MANAGER	102,885.38	102,885.38	0.00	102,412.02	0.00	395.72	102,807.74

METROPOLITAN ATLANTA RAPID TRANSIT AUTHORITY (MARTA)

AS OF : 30-JUN-

MARTOC REPORT

DATE PRINTED : 24-JUL-2025

EE NUMBER	TITLE	FY 24 BASE SALARY	FY 25 BASE SALARY	DIFFERENCE +/-	REGULAR EARNINGS	OVERTIME EARNINGS	OTHER EARNINGS	TOTAL EARNINGS
0000320451	*SERVICEPERSON I	39,416.00	43,804.80	4,388.80	42,888.06	75.15	0.00	42,963.21
0000353284	*RAIL STATION CLEANER	35,776.00	38,646.40	2,870.40	39,398.12	10,682.04	0.00	50,080.16
0000350593	*BUS OPERATOR (DATE LAST EMPLOYED 24-Apr-2025)	45,406.40	46,779.20	1,372.80	43,549.08	11,251.60	0.00	54,800.68
0000343886	*BUS OPERATOR	56,888.00	58,614.40	1,726.40	54,849.28	7,814.85	4,579.26	67,243.39
0000343444	*BUS OPERATOR	41,600.00	46,779.20	5,179.20	47,205.41	7,399.35	164.80	54,769.56
0000354663	*BUS OPERATOR (DATE LAST EMPLOYED 07-Feb-2025)	42,848.00	42,848.00	0.00	26,179.82	5,611.80	0.00	31,791.62
0000303002	CONTRACT INSTRUCTOR	0.00	0.00	0.00	53,322.56	0.00	0.00	53,322.56
0000303737	*RAIL STATION CLEANER	40,456.00	41,641.60	1,185.60	45,339.66	9,870.59	0.00	55,210.25
0000333775	*BUS OPERATOR	56,888.00	58,614.40	1,726.40	55,048.49	7,957.83	0.00	63,006.32
0000327033	*JOURNEYMAN ET-RAIL CAR MAINT	62,004.80	63,876.80	1,872.00	71,701.40	45,807.46	400.00	117,908.86
0000352964	CUSTOMER SVC SOCIAL MEDIA SPEC	67,994.94	67,994.94	0.00	67,962.62	0.00	0.00	67,962.62
0000343408	*STATION AGENT	46,176.00	51,937.60	5,761.60	52,329.95	20,945.23	0.00	73,275.18
0000325572	CONTRACT PROFESSIONAL	0.00	0.00	0.00	30,576.00	0.00	0.00	30,576.00
0000315288	MGR REV SETTLEMT & CLEARINGHSE	106,338.18	106,338.18	0.00	106,256.03	0.00	5,453.24	111,709.27
0000350039	BILLING ANALYST I	59,503.08	59,503.08	0.00	58,005.48	97.35	0.00	58,102.83
0000306125	HR PROJECT ADMINISTRATOR	103,598.30	103,598.30	0.00	102,324.42	0.00	12,020.08	114,344.50
0000351769	*BUS OPERATOR (DATE LAST EMPLOYED 03-Dec-2024)	41,600.00	46,779.20	5,179.20	21,515.77	5,230.75	0.00	26,746.52
0000306654	ACCOUNTING SPECIALIST III	66,202.50	66,202.50	0.00	66,188.74	381.94	0.00	66,570.68
0000320742	*BUS OPERATOR	56,888.00	59,134.40	2,246.40	62,591.37	17,610.94	0.00	80,202.31
0000357288	PROTECTIVE SPEC POLICE CADET	43,056.00	43,056.00	0.00	27,947.45	15,043.76	0.00	42,991.21
0000347800	OCCUPATIONAL MED SER PRGM SPEC	57,611.32	57,611.32	0.00	57,592.67	0.00	0.00	57,592.67
0000357188	*BUS OPERATOR	42,848.00	42,848.00	0.00	28,302.56	4,989.22	0.00	33,291.78
0000333089	*BUS OPERATOR	56,888.00	58,614.40	1,726.40	64,571.12	19,701.34	0.00	84,272.46
0000324182	*RAIL STATION CLEANER (DATE LAST EMPLOYED 01-Nov-2024)	39,416.00	41,121.60	1,705.60	20,700.40	2,386.09	1,581.60	24,668.09
0000333241	AUDITOR III	91,581.62	91,581.62	0.00	87,644.08	0.00	3,874.64	91,518.72
0000348223	*BUS OPERATOR	45,406.40	50,731.20	5,324.80	51,000.01	15,408.72	1,756.36	68,165.09
0000332061	RAIL SERVICES CONTROLLER	76,315.20	76,315.20	0.00	76,417.96	10,479.87	6,604.20	93,502.03
0000350037	HR GENERALIST II - TALENT ACQ (DATE LAST EMPLOYED 04-Apr-2025)	75,189.66	75,189.66	0.00	60,688.47	0.00	3,471.84	64,160.31
0000356797	SR EXECUTIVE ADMINISTRATOR (DATE LAST EMPLOYED 28-Apr-2025)	85,000.24	85,000.24	0.00	60,864.05	0.00	2,043.93	62,907.98
0000345852	MAINTENANCE PLANNER-RAIL	62,004.80	71,011.20	9,006.40	69,333.08	482.05	400.00	70,215.13
0000303501	*JOURNEYMAN AA BUS TECHNICIAN	63,044.80	64,916.80	1,872.00	67,412.25	18,150.48	400.00	85,962.73
0000320983	*JOURNEYMAN RAIL CAR MECHANIC	62,004.80	64,396.80	2,392.00	61,014.13	0.00	400.00	61,414.13
0000353609	TRANSIT POLICE OFFICER (DATE LAST EMPLOYED 05-Mar-2025)	57,324.80	68,598.40	11,273.60	32,872.41	0.00	417.86	33,290.27
0000350302	*JOURNEYMAN BODY REPAIR	58,552.00	62,025.60	3,473.60	56,133.12	3,116.88	400.00	59,650.00

METROPOLITAN ATLANTA RAPID TRANSIT AUTHORITY (MARTA)

AS OF : 30-JUN-

MARTOC REPORT

DATE PRINTED : 24-JUL-2025

EE NUMBER	TITLE	FY 24 BASE SALARY	FY 25 BASE SALARY	DIFFERENCE +/-	REGULAR EARNINGS	OVERTIME EARNINGS	OTHER EARNINGS	TOTAL EARNINGS
0000340736	SUPT LIGHT RAIL TRANSPORTATION	76,467.30	76,467.30	0.00	76,423.96	0.00	3,725.33	80,149.29
0000357307	*BUS OPERATOR (DATE LAST EMPLOYED 06-May-2025)	42,848.00	42,848.00	0.00	23,187.45	2,527.36	0.00	25,714.81
0000356746	*BUS OPERATOR	42,848.00	42,848.00	0.00	39,417.68	8,918.44	0.00	48,336.12
0000330297	*JOURNEYMAN ET-TRAIN CONTROL	62,004.80	63,876.80	1,872.00	68,940.19	44,759.78	400.00	114,099.97
0000356759	CONTRACT SPECIALIST II	74,414.34	74,414.34	0.00	65,884.24	0.00	0.00	65,884.24
0000306762	MGR CONFIGURATION MGMT	127,020.14	127,020.14	0.00	126,911.15	0.00	13,027.72	139,938.87
0000319183	TRACK ALLOC & OPS SCHED ADMN	101,287.16	104,000.00	2,712.84	101,678.39	0.00	15,751.92	117,430.31
0000306189	*SECRETARY (N9)	48,505.60	49,940.80	1,435.20	50,115.47	0.00	0.00	50,115.47
0000353790	CJIT-POLICE DISPATCHER	53,643.20	53,643.20	0.00	58,030.33	7,466.21	1,031.60	66,528.14
0000337374	*BUS OPERATOR	56,888.00	58,614.40	1,726.40	62,362.19	19,715.05	1,783.60	83,860.84
0000344236	ACCOUNTING SPECIALIST III	64,701.00	64,701.00	0.00	64,921.11	771.44	5,724.22	71,416.77
0000326195	*JOURNEYMAN RAIL CAR MECHANIC	62,004.80	63,876.80	1,872.00	66,817.16	783.11	400.00	68,000.27
0000332064	DIVISION DISPATCHER	72,716.80	72,716.80	0.00	82,037.73	3,468.71	0.00	85,506.44
0000346221	*BUS OPERATOR	53,081.60	58,614.40	5,532.80	58,036.44	23,776.67	1,051.60	82,864.71
0000306058	SAFETY OPERATIONAL OFFICER	73,673.60	83,518.50	9,844.90	80,765.20	8,040.34	2,833.60	91,639.14
0000326970	OFFICE ADMINISTRATOR II	67,053.48	67,053.48	0.00	67,022.41	0.00	6,877.28	73,899.69
0000338754	*BUS OPERATOR	56,888.00	58,614.40	1,726.40	62,984.45	12,672.86	0.00	75,657.31
0000344091	*JOURNEYMAN RAIL CAR MECHANIC	62,004.80	63,876.80	1,872.00	68,202.90	40,151.40	645.68	108,999.98
0000346862	DEPARTMENT ADMINISTRATOR	90,877.54	83,152.42	-7,725.12	86,071.83	0.00	0.00	86,071.83
0000355557	*BUS OPERATOR	41,600.00	42,848.00	1,248.00	40,837.58	17,880.43	0.00	58,718.01
0000350368	*BUS OPERATOR	45,406.40	50,731.20	5,324.80	47,618.35	10,312.96	0.00	57,931.31
0000337928	SUPV BUS TRANSPORTATION	66,601.60	66,601.60	0.00	69,304.92	6,243.95	4,354.72	79,903.59
0000348417	*BUS OPERATOR	45,406.40	50,731.20	5,324.80	24,782.83	6,283.55	0.00	31,066.38
0000347330	OCCUPATIONAL MED SVCS SPEC	58,633.38	58,633.38	0.00	58,613.23	0.00	3,421.50	62,034.73
0000328544	*BUS OPERATOR	56,888.00	58,614.40	1,726.40	60,220.54	10,240.73	4,734.24	75,195.51
0000305787	TECH BDGT & COMPLIANCE ANALYST (DATE LAST EMPLOYED 01-Apr-2025)	109,242.12	109,242.12	0.00	84,017.54	0.00	37,590.64	121,608.18
0000328652	*STATION AGENT	50,419.20	51,937.60	1,518.40	55,052.25	51,821.83	2,191.52	109,065.60
0000337526	*BUS OPERATOR	56,888.00	58,614.40	1,726.40	62,161.72	918.13	0.00	63,079.85
0000330312	*BUS OPERATOR	56,888.00	58,614.40	1,726.40	62,746.95	27,460.46	0.00	90,207.41
0000352276	BUILDING MAINT SPEC I	48,262.50	48,262.50	0.00	49,164.19	3,419.65	0.00	52,583.84
0000356750	*JOURNEYMAN TRACK MAINTAINER	60,320.00	60,320.00	0.00	54,332.16	10,778.28	0.00	65,110.44
0000333627	*JOURNEYMAN ET-COMPUTER MAINT	62,004.80	63,876.80	1,872.00	67,824.41	38,072.99	400.00	106,297.40
0000304435	ELECTRICAL MAINTENANCE ENG	96,832.84	96,832.84	0.00	96,763.64	0.00	3,662.27	100,425.91
0000348524	*BUS OPERATOR	45,406.40	50,731.20	5,324.80	48,267.44	5,022.25	3,717.28	57,006.97
0000348269	*RAIL OPERATOR	45,406.40	50,731.20	5,324.80	52,264.79	21,862.86	0.00	74,127.65

METROPOLITAN ATLANTA RAPID TRANSIT AUTHORITY (MARTA)

AS OF : 30-JUN-

MARTOC REPORT

DATE PRINTED : 24-JUL-2025

EE NUMBER	TITLE	FY 24 BASE SALARY	FY 25 BASE SALARY	DIFFERENCE +/-	REGULAR EARNINGS	OVERTIME EARNINGS	OTHER EARNINGS	TOTAL EARNINGS
0000304935	*JOURNEYMAN ELEC POWER ELECT	62,004.80	63,876.80	1,872.00	63,470.93	20,510.51	4,070.80	88,052.24
0000325243	MOBILITY CUSTOMER CARE REP	47,365.50	47,365.50	0.00	48,014.13	4,397.44	3,886.40	56,297.97
0000337284	*STATION AGENT	50,419.20	51,937.60	1,518.40	54,916.37	20,196.63	0.00	75,113.00
0000331103	MAINTENANCE PLANNER FACILITIES	65,249.60	65,249.60	0.00	66,819.88	10,541.05	8,772.94	86,133.87
0000342729	SR DIR CUSTOMER TECH	181,125.10	181,125.10	0.00	180,249.38	0.00	696.64	180,946.02
0000356188	*BUS OPERATOR (DATE LAST EMPLOYED 28-Jan-2025)	41,600.00	42,848.00	1,248.00	23,634.05	3,880.16	0.00	27,514.21
0000302923	*BUS OPERATOR	57,928.00	59,654.40	1,726.40	64,078.79	16,870.65	2,982.72	83,932.16
0000326037	TRANSIT POLICE OFFICER	75,441.60	86,777.60	11,336.00	82,004.15	56,142.41	5,501.50	143,648.06
0000329221	SUPT STATION ZONE SERVICES	88,109.06	88,109.06	0.00	88,050.46	0.00	13,602.26	101,652.72
0000322457	*BUS OPERATOR	56,888.00	59,134.40	2,246.40	59,568.92	168.49	0.00	59,737.41
0000355932	TRANSIT POLICE OFFICER (DATE LAST EMPLOYED 21-Feb-2025)	57,324.80	65,936.00	8,611.20	41,316.16	5,809.52	3,021.97	50,147.65
0000317765	SUPV CAR REPAIR INSPECTION	68,036.80	68,036.80	0.00	71,033.24	4,285.01	327.10	75,645.35
0000329342	SR MOBILITY CUST CARE REP	56,725.50	56,725.50	0.00	59,216.24	4,882.38	2,181.75	66,280.37
0000350241	*BUS OPERATOR	45,406.40	50,731.20	5,324.80	46,373.00	5,291.44	2,376.69	54,041.13
0000345364	*JOURNEYMAN AA BUS TECHNICIAN	62,004.80	63,876.80	1,872.00	69,562.83	12,362.98	400.00	82,325.81
0000332384	TRANSIT POLICE OFFICER	75,441.60	86,777.60	11,336.00	83,144.27	43,942.69	0.00	127,086.96
0000321477	RAIL SERVICES CONTROLLER	100,963.20	100,963.20	0.00	101,885.09	26,697.01	15,775.50	144,357.60
0000326874	*BUS OPERATOR (DATE LAST EMPLOYED 24-Mar-2025)	56,888.00	58,614.40	1,726.40	55,567.03	21,268.08	0.00	76,835.11
0000305551	CONTRACT EMP PT POLICE OFFICER (DATE LAST EMPLOYED 26-Apr-2025)	0.00	0.00	0.00	20,824.07	0.00	0.00	20,824.07
0000349588	SUPV RAIL LINE	66,747.20	66,747.20	0.00	75,054.76	35,162.98	0.00	110,217.74
0000351226	*SERVICEPERSON I	42,016.00	45,032.00	3,016.00	47,403.04	1,805.38	0.00	49,208.42
0000306558	FARE COLLECTION COORDINATOR OP	64,116.00	64,116.00	0.00	66,501.32	8,451.66	2,992.08	77,945.06
0000335102	*RAIL OPERATOR	56,888.00	58,614.40	1,726.40	59,037.88	8,893.26	3,443.77	71,374.91
0000315361	SUPV BUS TRANSPORTATION	74,900.80	74,900.80	0.00	83,740.81	40,761.60	7,202.00	131,704.41
0000349973	*JOURNEYMAN ET-LABORATORY	58,988.80	62,025.60	3,036.80	63,112.50	28,189.08	400.00	91,701.58
0000337524	*RAIL STATION CLEANER	39,416.00	40,601.60	1,185.60	44,809.64	234.24	1,093.12	46,137.00
0000320498	*DYNAMOMETER OPERATOR	62,004.80	64,396.80	2,392.00	67,905.53	7,233.03	400.00	75,538.56
0000304399	*STATION AGENT	51,459.20	52,977.60	1,518.40	48,791.21	3,371.63	5,088.16	57,251.00
0000355081	*JOURNEYMAN BUS TECHNICIAN	54,412.80	56,056.00	1,643.20	48,631.85	17,844.99	400.00	66,876.84
0000333342	FIELD INSPECTOR III	73,788.00	73,788.00	0.00	81,969.03	14,965.44	0.00	96,934.47
0000344990	*JOURNEYMAN BUS TECHNICIAN (DATE LAST EMPLOYED 01-May-2025)	61,131.20	62,982.40	1,851.20	56,797.01	1,726.00	400.00	58,923.01
0000354413	*BUS OPERATOR	41,600.00	46,779.20	5,179.20	46,404.85	24,376.13	0.00	70,780.98
0000322932	SUPV RAIL LINE (DATE LAST EMPLOYED 10-Jan-2025)	70,824.00	70,824.00	0.00	38,260.18	6,441.99	17,282.42	61,984.59
0000322694	*BUS OPERATOR	56,888.00	59,134.40	2,246.40	64,086.78	21,150.30	0.00	85,237.08

METROPOLITAN ATLANTA RAPID TRANSIT AUTHORITY (MARTA)
MARTOC REPORT

AS OF : 30-JUN-
DATE PRINTED : 24-JUL-2025

EE NUMBER	TITLE	FY 24 BASE SALARY	FY 25 BASE SALARY	DIFFERENCE +/-	REGULAR EARNINGS	OVERTIME EARNINGS	OTHER EARNINGS	TOTAL EARNINGS
0000338637	*DYNAMOMETER OPERATOR	62,004.80	63,876.80	1,872.00	46,881.74	13,093.44	400.00	60,375.18
0000331046	*BUS OPERATOR	56,888.00	58,614.40	1,726.40	64,407.26	22,004.06	0.00	86,411.32
0000356169	*RAIL STATION CLEANER	33,924.80	36,857.60	2,932.80	34,882.89	8,167.61	0.00	43,050.50
0000347428	TRANSIT POLICE OFFICER SPECIAL	62,025.60	77,168.00	15,142.40	75,947.00	30,728.93	1,436.60	108,112.53
0000305793	*JOURNEYMAN AA BUS TECHNICIAN	63,044.80	64,916.80	1,872.00	66,094.70	20,962.87	884.96	87,942.53
0000336455	FIELD INSPECTOR III	73,437.00	73,437.00	0.00	81,387.62	30,124.18	3,012.80	114,524.60
0000347290	FIELD INSPECTOR III	71,350.50	71,350.50	0.00	78,797.98	24,917.72	0.00	103,715.70
0000338284	CLAIMS ADJUSTER II	65,596.96	65,596.96	0.00	65,567.90	0.00	8,073.51	73,641.41
0000334392	DISPATCHER RADIO COMMUNICATION	68,036.80	68,036.80	0.00	70,039.13	2,565.65	0.00	72,604.78
0000337845	TRANSIT POLICE OFFICER SPECIAL	75,441.60	90,251.20	14,809.60	91,938.44	45,744.30	2,901.60	140,584.34
0000302960	QUALITY CTRL INSP BUS MAINT	72,208.50	72,208.50	0.00	73,495.40	3,511.62	5,924.80	82,931.82
0000357109	*BUS OPERATOR	42,848.00	42,848.00	0.00	29,986.49	7,098.10	0.00	37,084.59
0000341702	*BUS OPERATOR (DATE LAST EMPLOYED 11-Oct-2024)	56,888.00	58,614.40	1,726.40	20,737.39	1,493.61	1,107.28	23,338.28
0000333326	*JOURNEYMAN OVERHAULER	62,004.80	63,876.80	1,872.00	67,686.23	3,639.14	400.00	71,725.37
0000337652	*BUS OPERATOR	56,888.00	58,614.40	1,726.40	60,399.74	15,051.53	2,705.28	78,156.55
0000324859	INSTRUCTOR CAR MAINT ELECT	82,888.00	82,888.00	0.00	84,483.70	2,151.90	4,782.00	91,417.60
0000348719	*JOURNEYMAN TRACK MAINTAINER	58,988.80	63,876.80	4,888.00	61,971.10	7,239.14	2,719.40	71,929.64
0000345649	*JOURNEYMAN ET-RADIO MAINT	62,004.80	63,876.80	1,872.00	68,882.87	51,935.36	645.68	121,463.91
0000346792	DEPARTMENT ADMINISTRATOR	73,098.74	73,098.74	0.00	73,059.82	0.00	0.00	73,059.82
0000333102	TRANSIT POLICE LIEUTENANT	105,289.60	121,097.60	15,808.00	115,586.65	25,790.66	1,012.40	142,389.71
0000351253	*BUS OPERATOR	41,600.00	46,779.20	5,179.20	36,620.81	7,421.15	0.00	44,041.96
0000355696	TRANSIT POLICE OFFICER	65,936.00	65,936.00	0.00	25,510.00	6,205.28	0.00	31,715.28
0000326468	TEST ENGINEER	105,827.80	105,827.80	0.00	105,746.91	0.00	4,070.31	109,817.22
0000353907	*BUS OPERATOR	41,600.00	46,779.20	5,179.20	54,568.58	34,617.64	0.00	89,186.22
0000348173	CJIT-CALL TAKER	51,209.60	51,209.60	0.00	55,978.11	10,163.14	3,446.80	69,588.05
0000341910	TRANSIT POLICE OFFICER SPECIAL	64,521.60	77,168.00	12,646.40	85,862.86	49,076.42	0.00	134,939.28
0000351823	STRUCTURAL ENGINEER VI	119,025.14	119,025.14	0.00	118,927.29	0.00	0.00	118,927.29
0000340595	*BUS OPERATOR	56,888.00	58,614.40	1,726.40	58,331.72	4,005.14	3,987.07	66,323.93
0000338546	CLAIMS ADJUSTER III	79,168.44	79,168.44	0.00	79,121.61	0.00	3,044.94	82,166.55
0000315363	TRANSIT POLICE SERGEANT	86,465.60	99,444.80	12,979.20	95,685.43	55,370.29	8,626.00	159,681.72
0000352724	*BUS OPERATOR (DATE LAST EMPLOYED 10-Jun-2025)	41,600.00	46,779.20	5,179.20	35,526.10	3,855.17	164.80	39,546.07
0000344162	CRIMINAL JUSTICE ADMINISTRA	58,385.60	58,385.60	0.00	58,369.24	2,654.96	1,291.22	62,315.42
0000339132	SR DIR COMMUNICATIONS	145,314.52	145,314.52	0.00	145,181.80	0.00	2,794.52	147,976.32
0000352427	*BUS OPERATOR	41,600.00	46,779.20	5,179.20	49,846.16	11,121.65	899.60	61,867.41

METROPOLITAN ATLANTA RAPID TRANSIT AUTHORITY (MARTA)

AS OF : 30-JUN-

MARTOC REPORT

DATE PRINTED : 24-JUL-2025

EE NUMBER	TITLE	FY 24 BASE SALARY	FY 25 BASE SALARY	DIFFERENCE +/-	REGULAR EARNINGS	OVERTIME EARNINGS	OTHER EARNINGS	TOTAL EARNINGS
0000330891	*BUS OPERATOR	56,888.00	58,614.40	1,726.40	56,906.92	6,064.38	2,254.40	65,225.70
0000338305	SUPV LIGHT RAIL MAINT	68,036.80	68,036.80	0.00	73,849.85	14,661.26	4,710.24	93,221.35
0000341503	FIELD INSPECTOR III	69,595.50	69,595.50	0.00	83,735.11	28,313.58	5,888.86	117,937.55
0000305180	*JOURNEYMAN ET-TELEPHONE MAINT	62,004.80	64,916.80	2,912.00	68,472.48	13,433.23	1,149.04	83,054.75
0000336993	*BUS OPERATOR	56,888.00	58,614.40	1,726.40	59,918.40	23,409.52	5,045.57	88,373.49
0000354127	*BUS OPERATOR	41,600.00	46,779.20	5,179.20	49,320.17	17,554.42	0.00	66,874.59
0000351224	*BUS OPERATOR	41,600.00	46,779.20	5,179.20	35,462.26	2,507.13	3,362.67	41,332.06
0000340199	SUPV PROTECTIVE SPECIALISTS	47,070.40	67,620.80	20,550.40	58,779.51	7,846.28	2,739.00	69,364.79
0000356190	*BUS OPERATOR	41,600.00	42,848.00	1,248.00	43,163.67	14,284.58	0.00	57,448.25
0000357012	*BUS OPERATOR	42,848.00	42,848.00	0.00	32,237.25	7,515.28	0.00	39,752.53
0000342309	*RAIL STATION CLEANER	39,416.00	40,601.60	1,185.60	26,249.82	3,360.11	1,240.17	30,850.10
0000326992	MGR TRANSIT ORIENTED DEV (DATE LAST EMPLOYED 01-Nov-2024)	96,753.54	111,000.24	14,246.70	38,270.60	0.00	10,133.47	48,404.07
0000305251	*JOURNEYMAN ET-RAIL CAR MAINT	63,044.80	64,916.80	1,872.00	61,667.90	1,123.56	5,643.28	68,434.74
0000304897	*JOURNEYMAN RAIL CAR MECHANIC	63,044.80	64,916.80	1,872.00	67,365.95	8,192.65	400.00	75,958.60
0000322486	*SERVICEPERSON I	39,416.00	45,552.00	6,136.00	46,684.65	10,761.22	0.00	57,445.87
0000331723	FARE COLLECTION PROCESSOR	36,757.50	36,757.50	0.00	37,401.83	2,106.51	550.05	40,058.39
0000343526	*BUS OPERATOR	56,888.00	58,614.40	1,726.40	60,077.05	18,530.79	3,149.52	81,757.36
0000329996	*JOURNEYMAN RAIL CAR MECHANIC (DATE LAST EMPLOYED 15-Nov-2024)	62,004.80	63,876.80	1,872.00	31,419.52	184.26	0.00	31,603.78
0000355847	*BUS OPERATOR	41,600.00	42,848.00	1,248.00	41,898.26	7,026.76	0.00	48,925.02
0000342127	TRANSIT POLICE OFFICER	67,100.80	80,246.40	13,145.60	77,460.40	13,339.22	3,542.00	94,341.62
0000349788	*BUS OPERATOR (DATE LAST EMPLOYED 09-Jun-2025)	45,406.40	50,731.20	5,324.80	43,488.37	14,085.00	2,469.94	60,043.31
0000349764	*BUS OPERATOR	45,406.40	50,731.20	5,324.80	40,955.60	5,539.56	3,830.16	50,325.32
0000338009	SYSTEMS ENGINEER V	94,097.64	94,097.64	0.00	89,761.13	0.00	12,126.16	101,887.29
0000337862	*BUS OPERATOR	56,888.00	58,614.40	1,726.40	27,192.39	3,931.43	0.00	31,123.82
0000346814	SR ADMINISTRATIVE ASSISTANT (DATE LAST EMPLOYED 26-Dec-2024)	56,608.50	56,608.50	0.00	32,422.81	0.00	14,009.02	46,431.83
0000343780	*SERVICEPERSON IV (DATE LAST EMPLOYED 01-Jan-2025)	46,446.40	47,840.00	1,393.60	30,885.81	7,229.64	0.00	38,115.45
0000357376	*BUS OPERATOR	42,848.00	42,848.00	0.00	25,520.84	6,350.93	0.00	31,871.77
0000348536	SR EXECUTIVE ADMINISTRATOR	83,959.20	83,959.20	0.00	83,906.00	0.00	3,229.20	87,135.20
0000342921	INSTRUCTOR TRACK	74,651.20	81,036.80	6,385.60	79,014.22	35,903.85	5,352.36	120,270.43
0000355842	*BUS OPERATOR	41,600.00	42,848.00	1,248.00	44,856.96	8,297.06	0.00	53,154.02
0000333216	SUPT WORKFORCE MANAGEMENT	78,338.26	78,338.26	0.00	78,292.65	0.00	1,205.22	79,497.87
0000320972	*JOURNEYMAN PAINTER	62,004.80	64,396.80	2,392.00	68,349.83	22,934.79	400.00	91,684.62
0000351783	*BUS OPERATOR	41,600.00	46,779.20	5,179.20	49,097.81	27,033.43	0.00	76,131.24
0000347066	SECURITY TECHNICIAN	66,040.00	66,040.00	0.00	71,501.60	0.00	6,223.01	77,724.61

METROPOLITAN ATLANTA RAPID TRANSIT AUTHORITY (MARTA)

AS OF : 30-JUN-

MARTOC REPORT

DATE PRINTED : 24-JUL-2025

EE NUMBER	TITLE	FY 24 BASE SALARY	FY 25 BASE SALARY	DIFFERENCE +/-	REGULAR EARNINGS	OVERTIME EARNINGS	OTHER EARNINGS	TOTAL EARNINGS
0000354664	APARC SYSTEM ANALYST	82,255.42	82,255.42	0.00	82,204.69	0.00	0.00	82,204.69
0000337931	*BUS OPERATOR	56,888.00	58,614.40	1,726.40	59,489.75	1,188.31	1,803.52	62,481.58
0000307088	*SERVICEPERSON IV	46,446.40	48,360.00	1,913.60	54,790.01	25,503.38	0.00	80,293.39
0000349018	*SERVICEPERSON IV	46,446.40	47,840.00	1,393.60	51,476.17	4,959.64	0.00	56,435.81
0000331803	*JOURNEYMAN AA BUS TECHNICIAN	57,491.20	61,630.40	4,139.20	61,445.80	30,013.82	2,004.40	93,464.02
0000320442	DISPATCHER RADIO COMMUNICATION	56,888.00	61,484.80	4,596.80	59,078.74	2,729.41	901.76	62,709.91
0000350748	*BUS OPERATOR	41,600.00	46,779.20	5,179.20	50,609.89	12,469.73	0.00	63,079.62
0000347384	TRANSIT POLICE OFFICER	47,528.00	61,006.40	13,478.40	52,856.40	5,996.15	8,595.72	67,448.27
0000302656	*STATION AGENT	51,459.20	52,977.60	1,518.40	58,369.96	31,368.76	1,630.08	91,368.80
0000338215	*BUS OPERATOR	56,888.00	58,614.40	1,726.40	71,949.94	16,113.04	0.00	88,062.98
0000339659	*SERVICEPERSON I	43,700.80	45,032.00	1,331.20	47,646.46	18,988.45	0.00	66,634.91
0000341334	*SERVICEPERSON I	43,700.80	45,032.00	1,331.20	45,698.49	0.00	0.00	45,698.49
0000341662	*JOURNEYMAN ELEC POWER ELECT	62,004.80	63,876.80	1,872.00	66,806.24	15,361.94	1,137.04	83,305.22
0000335998	*BUS OPERATOR	56,888.00	58,614.40	1,726.40	57,024.95	8,589.68	5,629.36	71,243.99
0000330298	*HOSTLER JUNIOR APPRENTICE	46,446.40	47,840.00	1,393.60	51,067.51	39,959.48	0.00	91,026.99
0000355550	*BUS OPERATOR (DATE LAST EMPLOYED 08-Nov-2024)	41,600.00	42,848.00	1,248.00	16,589.90	3,934.52	0.00	20,524.42
0000348231	*BUS OPERATOR	45,406.40	50,731.20	5,324.80	52,189.49	13,108.71	0.00	65,298.20
0000357287	CONTRACT SPECIALIST II	77,500.80	77,500.80	0.00	47,692.82	0.00	0.00	47,692.82
0000357636	*BUS OPERATOR	42,848.00	42,848.00	0.00	19,078.61	3,575.47	0.00	22,654.08
0000316115	*JOURNEYMAN ELEC POWER ELECT	63,044.80	64,916.80	1,872.00	60,660.68	24,896.05	4,145.20	89,701.93
0000323962	TRANSIT POLICE OFFICER	75,441.60	86,777.60	11,336.00	87,124.51	72,748.13	16,975.88	176,848.52
0000335636	DIR TRANSIT ORIENTED DEV (DATE LAST EMPLOYED 19-Jul-2024)	149,547.32	149,547.32	0.00	14,185.07	0.00	32,174.92	46,359.99
0000337437	*SERVICEPERSON II	43,700.80	45,032.00	1,331.20	44,503.93	749.58	0.00	45,253.51
0000348569	*BUS OPERATOR	45,406.40	50,731.20	5,324.80	51,393.48	12,541.12	0.00	63,934.60
0000351997	*BUS OPERATOR	41,600.00	46,779.20	5,179.20	40,881.39	11,745.67	718.37	53,345.43
0000315253	*BUS OPERATOR	57,928.00	59,654.40	1,726.40	61,370.80	12,511.82	3,893.84	77,776.46
0000351649	*BUS OPERATOR	41,600.00	46,779.20	5,179.20	45,965.97	12,544.16	2,252.37	60,762.50
0000357757	*JOURNEYMAN BUS TECHNICIAN	56,056.00	56,056.00	0.00	22,507.79	2,369.94	0.00	24,877.73
0000345702	*JOURNEYMAN ET-RADIO MAINT	62,004.80	63,876.80	1,872.00	69,578.32	54,039.03	400.00	124,017.35
0000343773	DIVISION DISPATCHER	62,732.80	62,732.80	0.00	65,858.03	1,862.38	965.12	68,685.53
0000321796	MGR FINANCIAL PLAN ANALYSIS	133,784.82	134,000.10	215.28	133,355.80	0.00	10,994.88	144,350.68
0000346949	SR PERFORMANCE ANALYST	94,185.00	94,185.00	0.00	94,118.52	0.00	0.00	94,118.52
0000344408	TRANSIT POLICE CORPORAL (DATE LAST EMPLOYED 14-Nov-2024)	62,025.60	62,025.60	0.00	27,522.84	6,239.84	5,944.32	39,707.00
0000334968	*JOURNEYMAN AA BUS TECHNICIAN	62,004.80	63,876.80	1,872.00	66,131.98	4,432.18	400.00	70,964.16

METROPOLITAN ATLANTA RAPID TRANSIT AUTHORITY (MARTA)
MARTOC REPORT

AS OF : 30-JUN-
DATE PRINTED : 24-JUL-2025

EE NUMBER	TITLE	FY 24 BASE SALARY	FY 25 BASE SALARY	DIFFERENCE +/-	REGULAR EARNINGS	OVERTIME EARNINGS	OTHER EARNINGS	TOTAL EARNINGS
0000336912	*BUS OPERATOR	56,888.00	58,614.40	1,726.40	48,307.83	7,342.83	4,225.40	59,876.06
0000303400	*BUS OPERATOR	57,928.00	59,654.40	1,726.40	38,452.46	9,819.73	688.32	48,960.51
0000350849	*SERVICEPERSON I	43,700.80	45,032.00	1,331.20	47,143.51	2,135.24	0.00	49,278.75
0000346650	*SERVICEPERSON IV	46,446.40	47,840.00	1,393.60	51,543.51	9,544.39	0.00	61,087.90
0000336892	*JOURNEYMAN ET-TRAIN CONTROL	62,004.80	63,876.80	1,872.00	68,262.96	37,189.05	400.00	105,852.01
0000347450	*BUS OPERATOR	45,406.40	50,731.20	5,324.80	41,675.27	4,920.38	3,055.84	49,651.49
0000304527	APARC SYS ADMINISTRATOR	73,055.58	77,916.80	4,861.22	75,084.89	0.00	9,365.66	84,450.55
0000333339	*REVENUE AGENT	53,643.20	57,304.00	3,660.80	54,847.07	7,283.76	1,202.66	63,333.49
0000353407	*JOURNEYMAN BUS TECHNICIAN	42,265.60	56,056.00	13,790.40	47,170.86	2,927.94	0.00	50,098.80
0000355520	*BUS OPERATOR	41,600.00	42,848.00	1,248.00	36,472.57	3,149.37	0.00	39,621.94
0000337604	*JOURNEYMAN TRACK WALKER	60,216.00	62,025.60	1,809.60	57,155.47	12,119.69	5,009.76	74,284.92
0000345561	ARCHITECT V	101,347.22	101,347.22	0.00	101,271.88	0.00	4,094.96	105,366.84
0000322373	*BUS OPERATOR	56,888.00	59,134.40	2,246.40	49,806.32	2,270.87	2,038.32	54,115.51
0000302263	TRANSIT POLICE LIEUTENANT (DATE LAST EMPLOYED 01-Aug-2024)	105,289.60	105,289.60	0.00	10,196.54	0.00	14,915.69	25,112.23
0000352123	*BUS OPERATOR	46,779.20	46,779.20	0.00	39,245.08	6,259.12	0.00	45,504.20
0000324857	*RAIL OPERATOR (DATE LAST EMPLOYED 01-Jun-2025)	56,888.00	58,614.40	1,726.40	50,616.79	17,828.35	1,578.08	70,023.22
0000338765	*SERVICEPERSON I	43,700.80	45,032.00	1,331.20	52,921.70	16,321.89	0.00	69,243.59
0000321904	SUPV RAIL LINE	75,878.40	75,878.40	0.00	78,676.41	17,294.41	5,709.12	101,679.94
0000348054	*BUS OPERATOR (DATE LAST EMPLOYED 21-Oct-2024)	45,406.40	50,731.20	5,324.80	20,965.46	1,713.26	481.22	23,159.94
0000331124	SUPV BUS & RAIL STORES	72,987.20	72,987.20	0.00	75,913.00	754.44	0.00	76,667.44
0000304661	*BUS OPERATOR	57,928.00	59,654.40	1,726.40	63,806.74	17,964.28	0.00	81,771.02
0000357029	*BUS OPERATOR (DATE LAST EMPLOYED 23-Apr-2025)	42,848.00	42,848.00	0.00	25,160.16	3,048.97	0.00	28,209.13
0000345627	*JOURNEYMAN BUS TECHNICIAN	59,280.00	62,982.40	3,702.40	63,874.16	10,515.25	400.00	74,789.41
0000303507	SR BUYER (DATE LAST EMPLOYED 01-Jun-2025)	89,506.30	93,981.42	4,475.12	84,368.16	0.00	18,799.72	103,167.88
0000350459	*BUS OPERATOR	45,406.40	50,731.20	5,324.80	51,354.86	22,057.96	0.00	73,412.82
0000346300	MGR EMPLOYEE RELATIONS	116,245.22	116,245.22	0.00	116,150.15	0.00	0.00	116,150.15
0000322183	*BUS OPERATOR	56,888.00	59,134.40	2,246.40	64,743.87	30,465.74	0.00	95,209.61
0000351466	*JOURNEYMAN ET-RADIO MAINT (DATE LAST EMPLOYED 01-May-2025)	58,988.80	62,025.60	3,036.80	55,618.02	2,816.09	400.00	58,834.11
0000347296	PROTECTIVE SPEC POLICE CADET	47,528.00	47,528.00	0.00	47,338.80	0.00	2,134.65	49,473.45
0000355833	*BUS OPERATOR (DATE LAST EMPLOYED 13-Mar-2025)	41,600.00	42,848.00	1,248.00	28,407.38	2,689.26	0.00	31,096.64
0000348393	*BUS OPERATOR	45,406.40	50,731.20	5,324.80	52,925.44	9,328.92	0.00	62,254.36
0000328736	DIR PROGRAM MGMT SUPPORT SVCS	147,467.32	154,840.92	7,373.60	153,771.11	0.00	9,290.46	163,061.57
0000305277	INSTRUCTOR CAR MAINT ELECT	85,030.40	85,030.40	0.00	85,699.92	3,233.28	3,270.40	92,203.60
0000350613	*BUS OPERATOR	45,406.40	46,779.20	1,372.80	33,882.13	6,767.29	0.00	40,649.42

METROPOLITAN ATLANTA RAPID TRANSIT AUTHORITY (MARTA)

AS OF : 30-JUN-

MARTOC REPORT

DATE PRINTED : 24-JUL-2025

EE NUMBER	TITLE	FY 24 BASE SALARY	FY 25 BASE SALARY	DIFFERENCE +/-	REGULAR EARNINGS	OVERTIME EARNINGS	OTHER EARNINGS	TOTAL EARNINGS
0000355107	*BUS OPERATOR	41,600.00	46,779.20	5,179.20	45,355.23	13,208.09	0.00	58,563.32
0000306435	MAINTENANCE PLANNER BUS	74,048.00	74,048.00	0.00	74,129.38	336.99	2,848.00	77,314.37
0000304153	*CUSTOMER INFORMATION OPERATOR	44,595.20	45,905.60	1,310.40	44,070.64	1,784.38	2,356.93	48,211.95
0000349238	*JOURNEYMAN OVERHAULER	58,822.40	63,876.80	5,054.40	67,076.45	19,053.75	400.00	86,530.20
0000356892	TRANSIT POLICE OFFICER	61,006.40	61,006.40	0.00	47,535.22	5,500.83	4,119.74	57,155.79
0000337278	*BUS OPERATOR	56,888.00	58,614.40	1,726.40	66,542.53	40,811.80	1,113.92	108,468.25
0000344676	PROJECT MANAGER I	96,881.98	96,881.98	0.00	86,751.37	0.00	0.00	86,751.37
0000357210	*PT BUS OPERATOR (DATE LAST EMPLOYED 01-May-2025)	26,780.00	26,780.00	0.00	22,759.81	2,055.85	0.00	24,815.66
0000320666	MGR MAINT CONTROL CENTER	96,909.28	96,909.28	0.00	96,615.85	0.00	16,805.12	113,420.97
0000331370	TRANSIT POLICE SERGEANT	86,465.60	99,444.80	12,979.20	93,853.08	23,644.71	4,157.00	121,654.79
0000331460	TRANSIT POLICE SERGEANT	83,137.60	99,444.80	16,307.20	90,904.27	15,226.46	0.00	106,130.73
0000350656	*CUSTOMER INFORMATION OPERATOR	40,040.00	43,180.80	3,140.80	42,148.76	1,818.52	799.26	44,766.54
0000351996	*BUS OPERATOR	46,779.20	46,779.20	0.00	23,954.45	4,526.06	0.00	28,480.51
0000357401	*JOURNEYMAN BUS TECHNICIAN	56,056.00	56,056.00	0.00	25,878.48	1,091.50	0.00	26,969.98
0000333593	*JOURNEYMAN TRACK WALKER	62,004.80	63,876.80	1,872.00	66,161.29	21,775.23	0.00	87,936.52
0000341660	*SERVICEPERSON V	57,886.40	59,633.60	1,747.20	59,475.00	16,141.06	2,293.60	77,909.66
0000315283	FOREMAN COMMUNICATION	74,360.00	81,806.40	7,446.40	85,389.59	26,439.69	10,716.32	122,545.60
0000321609	*RAIL OPERATOR (DATE LAST EMPLOYED 01-Sep-2024)	56,888.00	59,134.40	2,246.40	14,784.23	4,976.52	446.24	20,206.99
0000330611	FOREMAN BUILDINGS SUPP EQUIP	73,715.20	73,715.20	0.00	76,798.38	20,549.19	10,655.75	108,003.32
0000303150	SUPT RAIL CAR MAINT (DATE LAST EMPLOYED 01-Jan-2025)	93,105.48	93,105.48	0.00	49,710.57	0.00	25,716.69	75,427.26
0000345001	*BUS OPERATOR	53,081.60	58,614.40	5,532.80	55,300.37	5,763.39	5,352.88	66,416.64
0000332082	*BUS OPERATOR	56,888.00	58,614.40	1,726.40	61,490.27	19,703.91	1,803.52	82,997.70
0000327675	FOREMAN POWER	73,673.60	73,673.60	0.00	80,963.32	12,751.42	850.08	94,564.82
0000306076	SUPT RAIL LINE	79,707.94	79,707.94	0.00	96,540.05	0.00	11,120.68	107,660.73
0000347444	*BUS OPERATOR	45,406.40	50,731.20	5,324.80	39,750.27	3,839.97	2,455.29	46,045.53
0000354435	*BUS OPERATOR	41,600.00	46,779.20	5,179.20	44,065.10	7,313.01	959.66	52,337.77
0000320578	*RAIL OPERATOR	56,888.00	59,134.40	2,246.40	62,980.93	30,759.68	454.88	94,195.49
0000306669	*STATION AGENT	44,137.60	44,137.60	0.00	22,211.54	3,819.61	0.00	26,031.15
0000337696	*JOURNEYMAN ET-TRAIN CONTROL	62,004.80	63,876.80	1,872.00	64,551.87	16,138.43	2,242.60	82,932.90
0000339457	*JOURNEYMAN ET-RAIL CAR MAINT	62,004.80	63,876.80	1,872.00	67,931.40	20,191.63	400.00	88,523.03
0000342762	CJIT-POLICE DISPATCHER	57,283.20	57,283.20	0.00	62,151.72	10,684.25	826.20	73,662.17
0000320920	FOREMAN TRAIN CONTROL	75,899.20	75,899.20	0.00	84,488.44	29,264.98	0.00	113,753.42
0000320499	*JOURNEYMAN TRACK WALKER	62,004.80	64,396.80	2,392.00	70,123.22	14,740.69	0.00	84,863.91
0000354666	*JOURNEYMAN ET-RADIO MAINT	54,412.80	60,777.60	6,364.80	63,770.98	23,841.78	800.00	88,412.76

METROPOLITAN ATLANTA RAPID TRANSIT AUTHORITY (MARTA)

AS OF : 30-JUN-

MARTOC REPORT

DATE PRINTED : 24-JUL-2025

EE NUMBER	TITLE	FY 24 BASE SALARY	FY 25 BASE SALARY	DIFFERENCE +/-	REGULAR EARNINGS	OVERTIME EARNINGS	OTHER EARNINGS	TOTAL EARNINGS
0000347697	*JOURNEYMAN ELEC POWER ELECT	60,216.00	62,025.60	1,809.60	63,256.95	28,727.38	4,932.64	96,916.97
0000345664	*JOURNEYMAN ET-TRAIN CONTROL	62,004.80	63,876.80	1,872.00	67,579.31	47,293.42	400.00	115,272.73
0000336148	*JOURNEYMAN ET-TRAIN CONTROL	62,004.80	63,876.80	1,872.00	67,581.58	28,264.50	1,935.50	97,781.58
0000320692	*JOURNEYMAN SUPPORT EQUIPMENT	62,004.80	64,396.80	2,392.00	68,844.25	6,241.80	400.00	75,486.05
0000352600	*BUS OPERATOR	41,600.00	46,779.20	5,179.20	44,489.91	3,553.17	0.00	48,043.08
0000335856	*BUS OPERATOR	56,888.00	58,614.40	1,726.40	62,879.72	8,380.98	1,790.24	73,050.94
0000335512	FOREMAN COMMUNICATION	70,824.00	70,824.00	0.00	77,201.04	23,813.93	3,064.50	104,079.47
0000348056	*BUS OPERATOR	45,406.40	50,731.20	5,324.80	46,784.92	11,497.49	3,446.08	61,728.49
0000346078	*BUS OPERATOR	53,081.60	58,614.40	5,532.80	59,902.24	18,296.93	0.00	78,199.17
0000353614	DEPUTY CHF RAIL OPERATIONS (DATE LAST EMPLOYED 17-Oct-2024)	217,350.38	217,350.38	0.00	74,954.04	0.00	4,179.82	79,133.86
0000318116	*BUS OPERATOR	56,888.00	59,654.40	2,766.40	65,270.50	21,553.07	2,045.68	88,869.25
0000335692	IT QUALITY ASSURANCE ANALYST	92,778.40	92,778.40	0.00	83,793.17	0.00	8,921.25	92,714.42
0000340141	*SERVICEPERSON I	43,700.80	45,032.00	1,331.20	45,393.20	4,885.97	1,558.80	51,837.97
0000321602	*SERVICEPERSON I	43,700.80	45,552.00	1,851.20	46,319.81	7,881.92	1,051.20	55,252.93
0000343497	SUPV RAIL CAR APPEARANCE	42,016.00	66,664.00	24,648.00	57,716.20	11,751.12	0.00	69,467.32
0000302511	SUPV CAR REPAIR INSPECTION	68,036.80	68,036.80	0.00	73,031.01	8,058.45	9,714.87	90,804.33
0000306517	OFFICE ADMINISTRATOR II	68,648.84	68,648.84	0.00	44,665.98	0.00	13,950.03	58,616.01
0000321623	GEN SUPT CONTROL CENTER	128,609.00	128,609.00	0.00	126,024.48	0.00	9,398.35	135,422.83
0000304915	SR RETIREMENT BENEFITS ANLYST	98,100.60	98,100.60	0.00	98,029.13	0.00	1,660.17	99,689.30
0000354913	MGR RAIL SAFETY OPERATIONS	142,312.82	142,312.82	0.00	142,183.84	0.00	0.00	142,183.84
0000342971	DISPATCHER-RAIL TRANSPORTATION	66,747.20	66,747.20	0.00	72,128.72	20,396.36	12,001.66	104,526.74
0000332066	ACCOUNTING SPECIALIST III	64,369.50	64,369.50	0.00	65,670.13	6,087.89	3,961.21	75,719.23
0000318805	TRANSIT POLICE OFFICER	75,441.60	86,777.60	11,336.00	88,076.62	17,066.31	10,302.20	115,445.13
0000323529	*STATION AGENT	42,848.00	47,569.60	4,721.60	46,811.52	14,993.36	0.00	61,804.88
0000329512	IT PORTFOLIO ANALYST	73,470.54	73,470.54	0.00	73,431.10	0.00	6,405.14	79,836.24
0000348076	*RAIL OPERATOR	45,406.40	50,731.20	5,324.80	50,265.62	16,302.41	428.05	66,996.08
0000348306	*BUS OPERATOR	45,406.40	50,731.20	5,324.80	51,524.08	15,837.35	1,515.36	68,876.79
0000323867	SUPV BUS MAINTENANCE	66,955.20	66,955.20	0.00	68,435.33	33,228.77	0.00	101,664.10
0000334902	ROOF INSPECTOR III	84,537.70	84,537.70	0.00	73,754.24	0.00	10,729.95	84,484.19
0000317355	WEB DEVELOPER III (DATE LAST EMPLOYED 01-Jul-2025)	99,610.42	99,610.42	0.00	95,322.80	0.00	6,896.14	102,218.94
0000317445	TRANSIT POLICE SERGEANT	86,465.60	99,444.80	12,979.20	95,587.45	36,579.85	0.00	132,167.30
0000330966	*CUSTOMER INFO REPRESENTATIVE	43,555.20	44,865.60	1,310.40	45,778.94	12,127.60	1,757.96	59,664.50
0000332128	*BUS OPERATOR	56,888.00	58,614.40	1,726.40	55,584.46	6,564.84	5,948.25	68,097.55
0000326061	IT QUALITY ASSURANCE ENGINEER	107,779.10	107,779.10	0.00	107,695.07	0.00	1,796.88	109,491.95
0000348669	TRANSIT POLICE OFFICER	55,140.80	55,140.80	0.00	25,250.35	4,715.69	3,419.79	33,385.83

METROPOLITAN ATLANTA RAPID TRANSIT AUTHORITY (MARTA)

MARTOC REPORT

AS OF : 30-JUN-

DATE PRINTED : 24-JUL-2025

EE NUMBER	TITLE	FY 24 BASE SALARY	FY 25 BASE SALARY	DIFFERENCE +/-	REGULAR EARNINGS	OVERTIME EARNINGS	OTHER EARNINGS	TOTAL EARNINGS
0000347475	(DATE LAST EMPLOYED 30-Oct-2024) *JOURNEYMAN BUS TECHNICIAN	58,822.40	60,777.60	1,955.20	62,548.77	21,347.90	1,798.24	85,694.91
0000348765	OFFICE ADMINISTRATOR I	55,531.58	55,531.58	0.00	55,515.49	0.00	4,556.44	60,071.93
0000347153	MGR CAPITAL COMM & ENGAGEMENT	128,000.08	128,000.08	0.00	124,929.79	677.81	0.00	125,607.60
0000303181	SUPT RAIL CAR MAINT	75,192.00	92,848.08	17,656.08	87,479.69	5,653.05	3,809.16	96,941.90
0000356751	SR REDUCED FARE REPRESENTATIVE	48,009.00	48,009.00	0.00	43,018.42	1,264.87	0.00	44,283.29
0000338567	CONTRACT SPECIALIST III (DATE LAST EMPLOYED 06-Sep-2024)	82,800.38	82,800.38	0.00	19,000.15	0.00	2,946.00	21,946.15
0000347648	*BUS OPERATOR	49,233.60	54,683.20	5,449.60	50,225.01	14,684.34	3,117.92	68,027.27
0000324715	SUPV BUS TRANSPORTATION	74,900.80	74,900.80	0.00	85,417.62	31,244.26	1,296.36	117,958.24
0000346128	*JOURNEYMAN BUS TECHNICIAN	57,491.20	60,590.40	3,099.20	57,464.11	18,742.96	633.04	76,840.11
0000315310	*SERVICEPERSON V	55,286.40	57,428.80	2,142.40	60,832.41	8,725.99	0.00	69,558.40
0000305197	*BUS OPERATOR	57,928.00	59,654.40	1,726.40	38,241.79	2,513.25	3,441.60	44,196.64
0000335450	*BUS OPERATOR	56,888.00	58,614.40	1,726.40	60,703.58	20,937.12	1,352.64	82,993.34
0000356804	*SERVICEPERSON I	43,284.80	43,284.80	0.00	36,016.92	4,753.46	0.00	40,770.38
0000331118	INSTRUCTOR BUS OPERATIONS	72,716.80	72,716.80	0.00	74,845.12	27,581.66	5,244.00	107,670.78
0000344922	*BUS OPERATOR	53,081.60	58,614.40	5,532.80	44,809.98	3,199.00	3,939.08	51,948.06
0000336149	SR INFORMATION SYSTEMS ANALYST	105,906.84	105,906.84	0.00	105,825.18	0.00	0.00	105,825.18
0000305852	FACILITIES & MOVING COORD	59,065.50	59,065.50	0.00	57,651.04	4,270.91	4,301.24	66,223.19
0000356170	*JOURNEYMAN BUS TECHNICIAN	56,056.00	56,056.00	0.00	51,773.28	4,154.55	0.00	55,927.83
0000355195	*RAIL OPERATOR	41,600.00	46,779.20	5,179.20	47,798.86	20,781.44	0.00	68,580.30
0000321905	*BUS OPERATOR	41,600.00	46,779.20	5,179.20	44,035.29	10,277.04	2,162.88	56,475.21
0000305644	FOREMAN TRAIN CONTROL (DATE LAST EMPLOYED 01-Feb-2025)	72,987.20	72,987.20	0.00	53,993.89	19,868.53	7,460.14	81,322.56
0000304642	*SERVICEPERSON V	58,926.40	60,673.60	1,747.20	62,211.14	18,986.63	0.00	81,197.77
0000334394	*REVENUE AGENT	52,686.40	55,265.60	2,579.20	50,935.20	5,442.68	4,595.68	60,973.56
0000351101	CAPITAL PROJECTS ADMINISTRATOR	53,391.00	53,391.00	0.00	51,241.11	308.04	1,026.75	52,575.90
0000336311	SR CONTRACT SPECIALIST	93,805.14	93,805.14	0.00	93,739.29	0.00	4,164.95	97,904.24
0000306114	*JOURNEYMAN ET-RAIL CAR MAINT	63,044.80	64,916.80	1,872.00	71,431.79	14,877.04	1,006.20	87,315.03
0000355907	*RAIL OPERATOR	41,600.00	42,848.00	1,248.00	44,495.94	9,510.18	0.00	54,006.12
0000305814	*STATION AGENT	51,459.20	52,977.60	1,518.40	53,708.17	0.00	0.00	53,708.17
0000336312	SR DATABASE ADMINISTRATOR	123,339.06	123,339.06	0.00	123,234.72	0.00	30,360.39	153,595.11
0000335630	*JOURNEYMAN OVERHAULER	62,004.80	63,876.80	1,872.00	69,764.34	20,899.08	400.00	91,063.42
0000357577	*SERVICEPERSON I	41,163.20	41,163.20	0.00	21,215.83	8,549.34	0.00	29,765.17
0000332792	PURCHASE CARD ADMINISTRATOR	88,482.42	88,482.42	0.00	88,423.63	0.00	4,112.40	92,536.03
0000350747	OFFICE ADMINISTRATOR I	54,784.60	54,784.60	0.00	46,564.59	124.20	0.00	46,688.79
0000344164	*BUS OPERATOR	56,888.00	58,614.40	1,726.40	56,534.96	10,125.67	4,057.92	70,718.55

METROPOLITAN ATLANTA RAPID TRANSIT AUTHORITY (MARTA)

AS OF : 30-JUN-

MARTOC REPORT

DATE PRINTED : 24-JUL-2025

EE NUMBER	TITLE	FY 24 BASE SALARY	FY 25 BASE SALARY	DIFFERENCE +/-	REGULAR EARNINGS	OVERTIME EARNINGS	OTHER EARNINGS	TOTAL EARNINGS
0000333694	*JOURNEYMAN OVERHAULER	62,004.80	63,876.80	1,872.00	68,580.35	12,126.65	400.00	81,107.00
0000344198	*JOURNEYMAN ET-RAIL CAR MAINT	62,004.80	63,876.80	1,872.00	67,652.92	28,456.14	400.00	96,509.06
0000335989	*BUS OPERATOR	56,888.00	58,614.40	1,726.40	57,402.07	937.55	2,698.64	61,038.26
0000356858	PROTECTIVE SPEC POLICE CADET	43,056.00	43,056.00	0.00	21,620.40	1,878.54	0.00	23,498.94
0000354030	PROTECTIVE SPEC POLICE CADET	43,056.00	43,056.00	0.00	48,743.98	4,267.30	0.00	53,011.28
0000351472	DIR MOBILITY SERVICES (DATE LAST EMPLOYED 19-Jul-2024)	155,250.42	155,250.42	0.00	14,726.01	0.00	10,748.11	25,474.12
0000351991	*BUS OPERATOR	41,600.00	46,779.20	5,179.20	54,909.18	45,230.13	0.00	100,139.31
0000327737	FARE COLLECTION PROCESSOR (DATE LAST EMPLOYED 01-Apr-2025)	36,757.50	36,757.50	0.00	29,055.85	1,635.64	8,692.12	39,383.61
0000321601	*SERVICEPERSON I	43,700.80	45,552.00	1,851.20	46,877.34	11,460.62	0.00	58,337.96
0000357758	*JOURNEYMAN BUS TECHNICIAN	56,056.00	56,056.00	0.00	21,306.90	980.32	0.00	22,287.22
0000352429	*BUS OPERATOR	41,600.00	46,779.20	5,179.20	49,363.55	9,841.02	0.00	59,204.57
0000331291	*BUS OPERATOR	56,888.00	58,614.40	1,726.40	61,531.12	7,277.17	3,825.84	72,634.13
0000331189	*JOURNEYMAN RAIL CAR MECHANIC (DATE LAST EMPLOYED 26-Jun-2025)	62,004.80	63,876.80	1,872.00	64,073.46	3,830.33	400.00	68,303.79
0000340014	AGM RESEARCH & ANALYSIS	189,387.12	189,387.12	0.00	189,196.94	0.00	5,098.89	194,295.83
0000335495	*BUS OPERATOR	56,888.00	58,614.40	1,726.40	51,021.06	14,410.89	5,122.57	70,554.52
0000338097	SR LEARNING & DEVELOPMENT SPEC	93,837.64	93,837.64	0.00	93,771.87	0.00	0.00	93,771.87
0000324935	RADIO COMMUNICATIONS ENGINEER	100,199.84	100,199.84	0.00	100,125.68	0.00	0.00	100,125.68
0000348138	DIR CUSTOMER ENGAGEMENT	104,730.86	134,063.80	29,332.94	110,291.74	0.00	10,993.02	121,284.76
0000346617	*RAIL OPERATOR (DATE LAST EMPLOYED 02-Jun-2025)	49,233.60	54,683.20	5,449.60	52,189.65	26,850.21	5,291.30	84,331.16
0000331994	*BUS OPERATOR	56,888.00	58,614.40	1,726.40	62,523.85	3,419.68	0.00	65,943.53
0000357121	*BUS OPERATOR	42,848.00	42,848.00	0.00	30,734.50	8,316.21	0.00	39,050.71
0000302058	*BUS OPERATOR	57,928.00	59,654.40	1,726.40	63,379.73	18,673.93	229.44	82,283.10
0000332235	SECURITY TECHNICIAN	66,684.80	66,684.80	0.00	74,153.60	0.00	0.00	74,153.60
0000342983	*BUS OPERATOR	56,888.00	58,614.40	1,726.40	42,922.62	2,411.71	5,328.69	50,663.02
0000304950	*JOURNEYMAN RAIL CAR MECHANIC (DATE LAST EMPLOYED 01-Nov-2024)	63,044.80	64,916.80	1,872.00	30,473.16	0.00	400.00	30,873.16
0000341509	TRANSIT POLICE OFFICER	67,100.80	80,246.40	13,145.60	75,459.17	38,355.73	3,017.80	116,832.70
0000307095	*REVENUE AGENT	56,659.20	58,344.00	1,684.80	60,182.19	3,750.37	0.00	63,932.56
0000339744	*SERVICEPERSON I	43,700.80	45,032.00	1,331.20	48,285.06	7,243.07	0.00	55,528.13
0000356880	*BUS OPERATOR	42,848.00	42,848.00	0.00	31,384.31	4,867.11	0.00	36,251.42
0000347696	SUPT RAIL LINE (DATE LAST EMPLOYED 02-Mar-2025)	76,143.60	76,143.60	0.00	44,105.04	0.00	6,047.77	50,152.81
0000316333	*BUS OPERATOR	57,928.00	59,654.40	1,726.40	57,049.06	18,144.14	5,000.44	80,193.64
0000316843	*MATERIAL CONTROLLER	59,612.80	59,696.00	83.20	64,730.84	2,963.64	0.00	67,694.48
0000340740	GEN SUPT LIGHT RAIL (DATE LAST EMPLOYED 11-Apr-2025)	104,130.78	104,130.78	0.00	93,528.77	0.00	7,743.08	101,271.85
0000357759	*JOURNEYMAN BUS TECHNICIAN	56,056.00	56,056.00	0.00	21,446.61	1,233.00	0.00	22,679.61

METROPOLITAN ATLANTA RAPID TRANSIT AUTHORITY (MARTA)

AS OF : 30-JUN-

MARTOC REPORT

DATE PRINTED : 24-JUL-2025

EE NUMBER	TITLE	FY 24 BASE SALARY	FY 25 BASE SALARY	DIFFERENCE +/-	REGULAR EARNINGS	OVERTIME EARNINGS	OTHER EARNINGS	TOTAL EARNINGS
0000320763	*SERVICEPERSON I (A)	44,283.20	46,134.40	1,851.20	47,001.88	6,795.05	0.00	53,796.93
0000355073	*BUS OPERATOR	41,600.00	46,779.20	5,179.20	42,660.64	5,051.22	0.00	47,711.86
0000343160	SUPT CONTROL CENTER	106,624.18	106,624.18	0.00	98,613.37	0.00	10,935.96	109,549.33
0000337446	CJIT-POLICE DISPATCHER	65,187.20	65,187.20	0.00	66,944.20	16,710.12	5,500.17	89,154.49
0000315209	TRANSIT POLICE LIEUTENANT	105,289.60	121,097.60	15,808.00	110,420.99	11,350.51	19,085.00	140,856.50
0000355806	RIDESTORE CUSTOMER CARE SPEC (DATE LAST EMPLOYED 13-Jun-2025)	38,161.50	50,524.50	12,363.00	46,014.28	3,325.80	1,450.44	50,790.52
0000332120	*BUS OPERATOR	56,888.00	58,614.40	1,726.40	44,981.58	17,777.27	3,710.47	66,469.32
0000341731	FOREMAN COMPUTER MAINTENANCE	68,744.00	68,744.00	0.00	69,768.00	46,179.83	0.00	115,947.83
0000307132	*BUS OPERATOR	57,928.00	59,654.40	1,726.40	63,554.82	5,300.87	1,606.08	70,461.77
0000355925	CONTRACT EMP ADMIN SUPPORT	0.00	0.00	0.00	34,181.00	12,114.43	0.00	46,295.43
0000304627	SUPV TECH SUPPORT SVCS CENTR (DATE LAST EMPLOYED 01-Jul-2025)	90,644.06	90,644.06	0.00	90,582.38	0.00	7,623.41	98,205.79
0000306773	MGR CAD	130,283.66	130,283.66	0.00	130,171.82	0.00	12,027.53	142,199.35
0000347759	*BUS OPERATOR	49,233.60	54,683.20	5,449.60	56,920.86	35,653.46	2,146.32	94,720.64
0000328464	SUPV CAR REPAIR INSPECTION	68,036.80	68,036.80	0.00	74,413.35	7,189.61	5,975.14	87,578.10
0000354892	*JOURNEYMAN BUS TECHNICIAN	54,412.80	59,217.60	4,804.80	58,021.14	1,080.73	400.00	59,501.87
0000321706	*JOURNEYMAN TRACK WALKER	62,004.80	64,396.80	2,392.00	60,868.16	9,810.45	0.00	70,678.61
0000347765	*BUS OPERATOR	49,233.60	54,683.20	5,449.60	25,486.06	469.54	3,186.33	29,141.93
0000304986	SUPV RAIL LINE	76,648.00	76,648.00	0.00	82,074.62	10,541.50	6,633.00	99,249.12
0000354667	*JOURNEYMAN SUPPORT EQUIPMENT	54,412.80	60,777.60	6,364.80	60,566.09	9,110.60	800.00	70,476.69
0000302200	*JOURNEYMAN RAIL CAR MECHANIC	63,044.80	64,916.80	1,872.00	73,850.43	74,943.18	400.00	149,193.61
0000350719	*BUS OPERATOR	45,406.40	50,731.20	5,324.80	51,873.18	9,755.76	0.00	61,628.94
0000347403	*BUS OPERATOR	49,233.60	54,683.20	5,449.60	44,790.90	2,462.87	3,356.89	50,610.66
0000353774	*PT BUS OPERATOR	0.00	0.00	0.00	25,022.94	0.00	51.50	25,074.44
0000336496	*RAIL OPERATOR	56,888.00	58,614.40	1,726.40	39,772.20	3,191.86	2,022.33	44,986.39
0000357111	*BUS OPERATOR (DATE LAST EMPLOYED 26-Apr-2025)	42,848.00	42,848.00	0.00	26,207.75	3,825.78	0.00	30,033.53
0000338873	*JOURNEYMAN ET-RADIO MAINT	62,004.80	63,876.80	1,872.00	68,226.77	44,664.33	400.00	113,291.10
0000319543	*REPROGRAPHICS SPEC III	78,249.60	49,067.20	-29,182.40	52,734.20	308.89	0.00	53,043.09
0000347938	*JOURNEYMAN AA BUS TECHNICIAN (DATE LAST EMPLOYED 29-Jan-2025)	58,822.40	61,630.40	2,808.00	40,545.47	17,877.76	0.00	58,423.23
0000348105	SR CONTRACT SPECIALIST	92,646.58	92,646.58	0.00	92,582.36	0.00	0.00	92,582.36
0000356163	*BUS OPERATOR (DATE LAST EMPLOYED 24-Feb-2025)	41,600.00	42,848.00	1,248.00	29,323.83	5,696.46	0.00	35,020.29
0000319050	*JOURNEYMAN STRUCTURAL INSPECT	62,004.80	64,396.80	2,392.00	68,952.10	21,425.49	0.00	90,377.59
0000320366	*SERVICEPERSON IV	39,416.00	46,134.40	6,718.40	46,455.56	5,200.43	0.00	51,655.99
0000338543	*RAIL OPERATOR	56,888.00	58,614.40	1,726.40	61,987.02	16,050.95	0.00	78,037.97
0000305638	*SERVICEPERSON IV	47,486.40	48,880.00	1,393.60	40,925.33	6,187.17	0.00	47,112.50

METROPOLITAN ATLANTA RAPID TRANSIT AUTHORITY (MARTA)

MARTOC REPORT

AS OF : 30-JUN-

DATE PRINTED : 24-JUL-2025

EE NUMBER	TITLE	FY 24 BASE SALARY	FY 25 BASE SALARY	DIFFERENCE +/-	REGULAR EARNINGS	OVERTIME EARNINGS	OTHER EARNINGS	TOTAL EARNINGS
0000305930	CONTRACT PROFESSIONAL DISPATCH (DATE LAST EMPLOYED 28-Feb-2025)	0.00	0.00	0.00	50,100.67	4,988.47	0.00	55,089.14
0000357761	*JOURNEYMAN BUS TECHNICIAN	56,056.00	56,056.00	0.00	21,374.68	2,243.61	0.00	23,618.29
0000355214	*BUS OPERATOR	41,600.00	46,779.20	5,179.20	46,459.18	16,286.79	0.00	62,745.97
0000354318	*JOURNEYMAN BUS TECHNICIAN	54,412.80	59,217.60	4,804.80	61,308.18	12,873.27	400.00	74,581.45
0000354121	*RAIL OPERATOR	41,600.00	46,779.20	5,179.20	47,933.31	13,487.68	0.00	61,420.99
0000350122	*RAIL OPERATOR	41,600.00	46,779.20	5,179.20	49,743.28	11,302.85	0.00	61,046.13
0000344756	*JOURNEYMAN BUS TECHNICIAN	61,131.20	62,982.40	1,851.20	67,035.01	24,389.02	400.00	91,824.03
0000353890	*BUS OPERATOR (DATE LAST EMPLOYED 23-Jun-2025)	41,600.00	46,779.20	5,179.20	31,878.18	9,273.39	0.00	41,151.57
0000335496	*JOURNEYMAN ET-RADIO MAINT	62,004.80	63,876.80	1,872.00	63,576.37	1,036.48	400.00	65,012.85
0000342908	GENERAL MANAGER CEO	446,250.22	468,562.90	22,312.68	540,002.76	0.00	78,322.68	618,325.44
0000326347	*JOURNEYMAN RAIL CAR MECHANIC	62,004.80	63,876.80	1,872.00	64,588.83	1,554.70	400.00	66,543.53
0000333580	*BUS OPERATOR	56,888.00	58,614.40	1,726.40	56,230.46	7,791.42	4,276.72	68,298.60
0000341604	*BUS OPERATOR (DATE LAST EMPLOYED 07-Oct-2024)	56,888.00	58,614.40	1,726.40	24,000.41	3,084.88	0.00	27,085.29
0000335505	*BUS OPERATOR	56,888.00	58,614.40	1,726.40	61,731.04	6,024.73	225.44	67,981.21
0000355525	*BUS OPERATOR	41,600.00	42,848.00	1,248.00	24,913.01	1,265.03	0.00	26,178.04
0000356193	*SERVICEPERSON I (DATE LAST EMPLOYED 16-Feb-2025)	39,956.80	41,163.20	1,206.40	22,237.20	1,142.88	0.00	23,380.08
0000342407	*BUS OPERATOR	56,888.00	58,614.40	1,726.40	57,263.91	4,133.31	1,369.10	62,766.32
0000303715	*BUS OPERATOR	57,928.00	59,654.40	1,726.40	62,432.86	12,954.68	0.00	75,387.54
0000347446	*BUS OPERATOR (DATE LAST EMPLOYED 10-Jan-2025)	49,233.60	50,731.20	1,497.60	29,745.77	13,455.32	844.87	44,045.96
0000349006	*SERVICEPERSON I	43,700.80	45,032.00	1,331.20	47,675.18	7,522.34	0.00	55,197.52
0000305573	*BUS OPERATOR	57,928.00	59,654.40	1,726.40	64,959.11	27,076.30	648.17	92,683.58
0000322347	MGR INSURANCE SAFETY	94,532.10	94,532.10	0.00	94,465.23	0.00	3,757.05	98,222.28
0000351295	*SERVICEPERSON I	42,016.00	45,032.00	3,016.00	45,865.43	1,939.85	0.00	47,805.28
0000333478	*JOURNEYMAN AA BUS TECHNICIAN	62,004.80	63,876.80	1,872.00	60,623.74	35,101.93	400.00	96,125.67
0000344108	*BUS OPERATOR	45,406.40	50,731.20	5,324.80	38,875.02	2,416.25	539.76	41,831.03
0000354424	*BUS OPERATOR	41,600.00	46,779.20	5,179.20	51,862.94	21,254.85	0.00	73,117.79
0000304690	*BUS OPERATOR	57,928.00	59,654.40	1,726.40	65,855.73	23,301.27	0.00	89,157.00
0000302547	*BUS OPERATOR	57,928.00	59,654.40	1,726.40	66,698.83	18,158.43	0.00	84,857.26
0000350787	*JOURNEYMAN ET-RADIO MAINT	58,988.80	62,025.60	3,036.80	58,659.90	4,777.03	400.00	63,836.93
0000326268	*JOURNEYMAN RAIL CAR MECHANIC	62,004.80	63,876.80	1,872.00	59,860.43	1,796.55	5,313.60	66,970.58
0000357492	*BUS OPERATOR	42,848.00	42,848.00	0.00	23,937.44	3,548.91	0.00	27,486.35
0000356006	AGM CUSTOMER EXPERIENCE	215,000.24	215,000.24	0.00	220,056.35	0.00	0.00	220,056.35
0000354540	*BUS OPERATOR	41,600.00	46,779.20	5,179.20	46,243.43	14,504.95	414.85	61,163.23
0000332782	SR FINANCIAL ANALYST	115,002.16	115,002.16	0.00	122,559.88	0.00	8,806.70	131,366.58

METROPOLITAN ATLANTA RAPID TRANSIT AUTHORITY (MARTA)

AS OF : 30-JUN-

MARTOC REPORT

DATE PRINTED : 24-JUL-2025

EE NUMBER	TITLE	FY 24 BASE SALARY	FY 25 BASE SALARY	DIFFERENCE +/-	REGULAR EARNINGS	OVERTIME EARNINGS	OTHER EARNINGS	TOTAL EARNINGS
0000339024	*JOURNEYMAN AA BUS TECHNICIAN	62,004.80	63,876.80	1,872.00	71,234.44	52,742.86	400.00	124,377.30
0000351365	*SERVICEPERSON IV	44,283.20	47,840.00	3,556.80	47,736.93	10,314.69	0.00	58,051.62
0000327676	*JOURNEYMAN RAIL CAR MECHANIC	62,004.80	63,876.80	1,872.00	65,680.26	15,358.74	400.00	81,439.00
0000349765	SR PERFORMANCE ANALYST	77,625.34	77,625.34	0.00	77,282.07	0.00	298.56	77,580.63
0000332900	*BUS OPERATOR	56,888.00	58,614.40	1,726.40	58,068.42	13,124.78	676.32	71,869.52
0000351297	*JOURNEYMAN BUS TECHNICIAN	57,491.20	59,779.20	2,288.00	62,347.62	3,322.37	400.00	66,069.99
0000306235	*JOURNEYMAN ET-RAIL CAR MAINT	63,044.80	64,916.80	1,872.00	73,226.68	25,381.87	400.00	99,008.55
0000332953	RIDESTORE COORDINATOR	66,649.18	57,720.00	-8,929.18	54,405.38	1,483.96	2,988.10	58,877.44
0000356044	SVC DESK SUPPORT AGENT	47,014.50	47,014.50	0.00	46,001.05	0.00	0.00	46,001.05
0000349278	*SERVICEPERSON IV	46,446.40	47,840.00	1,393.60	49,619.66	14,733.59	0.00	64,353.25
0000357764	PROJECT ENGINEER	81,003.00	81,003.00	0.00	31,155.00	0.00	0.00	31,155.00
0000302720	*BUS OPERATOR	57,928.00	59,654.40	1,726.40	44,817.01	8,274.51	5,002.90	58,094.42
0000345673	MGR SERVICE DEVELOPMENT (DATE LAST EMPLOYED 30-Aug-2024)	114,763.74	114,763.74	0.00	24,127.74	0.00	8,942.75	33,070.49
0000357209	*JOURNEYMAN BUS TECHNICIAN	56,056.00	56,056.00	0.00	37,606.57	2,991.49	0.00	40,598.06
0000343454	TRANSIT POLICE OFFICER SPECIAL (DATE LAST EMPLOYED 16-Jan-2025)	59,633.60	59,633.60	0.00	41,080.44	20,950.83	3,525.55	65,556.82
0000303155	SUPV BUS TRANSPORTATION (DATE LAST EMPLOYED 01-May-2025)	74,900.80	74,900.80	0.00	64,643.36	3,781.05	1,608.57	70,032.98
0000338055	*STATION AGENT	50,419.20	51,937.60	1,518.40	52,918.17	14,863.23	2,796.64	70,578.04
0000354536	USER EXPERIENCE SPECIALIST	93,150.20	93,150.20	0.00	93,085.05	0.00	0.00	93,085.05
0000354035	PROJECT ENGINEER	82,800.38	82,800.38	0.00	82,748.78	0.00	1,592.32	84,341.10
0000329417	*JOURNEYMAN ET-RADIO MAINT	62,004.80	63,876.80	1,872.00	70,009.18	62,878.11	400.00	133,287.29
0000337474	DIVISION DISPATCHER	62,774.40	62,774.40	0.00	66,451.49	5,481.94	5,915.28	77,848.71
0000345266	TRANSIT POLICE OFFICER (DATE LAST EMPLOYED 02-Jan-2025)	55,140.80	57,324.80	2,184.00	35,838.96	8,889.47	3,926.64	48,655.07
0000357293	*RAIL OPERATOR	42,848.00	42,848.00	0.00	26,857.86	5,158.19	0.00	32,016.05
0000334658	*BUS OPERATOR	56,888.00	58,614.40	1,726.40	39,659.19	10,111.95	4,107.65	53,878.79
0000315206	SUPT RAIL CAR MAINT	88,588.50	88,588.50	0.00	88,529.37	0.00	11,084.92	99,614.29
0000344793	*JOURNEYMAN BUS TECHNICIAN	61,131.20	62,982.40	1,851.20	66,701.05	36,847.12	400.00	103,948.17
0000356176	*RAIL STATION CLEANER (DATE LAST EMPLOYED 01-May-2025)	33,924.80	36,857.60	2,932.80	26,931.73	5,235.30	268.80	32,435.83
0000305844	*BUS OPERATOR	57,928.00	59,654.40	1,726.40	69,645.28	23,555.51	0.00	93,200.79
0000319880	*BUS OPERATOR	56,888.00	59,134.40	2,246.40	53,899.85	18,432.46	5,003.68	77,335.99
0000351835	*RAIL STATION CLEANER	35,776.00	40,601.60	4,825.60	39,594.30	6,600.56	0.00	46,194.86
0000354544	*BUS OPERATOR	41,600.00	46,779.20	5,179.20	52,970.22	17,044.69	0.00	70,014.91
0000355090	*JOURNEYMAN TRACK MAINTAINER (DATE LAST EMPLOYED 06-Apr-2025)	58,552.00	60,777.60	2,225.60	44,353.53	4,163.81	0.00	48,517.34
0000328129	*BUS OPERATOR (DATE LAST EMPLOYED 21-Nov-2024)	56,888.00	58,614.40	1,726.40	26,556.84	7,312.20	0.00	33,869.04
0000304367	*LIGHT RAIL OPERATOR	56,888.00	58,614.40	1,726.40	61,158.59	317.03	0.00	61,475.62

METROPOLITAN ATLANTA RAPID TRANSIT AUTHORITY (MARTA)

AS OF : 30-JUN-

MARTOC REPORT

DATE PRINTED : 24-JUL-2025

EE NUMBER	TITLE	FY 24 BASE SALARY	FY 25 BASE SALARY	DIFFERENCE +/-	REGULAR EARNINGS	OVERTIME EARNINGS	OTHER EARNINGS	TOTAL EARNINGS
0000348320	*RAIL OPERATOR	45,406.40	50,731.20	5,324.80	53,407.94	14,809.39	0.00	68,217.33
0000307024	ENVIR HEALTH & SAFETY SPEC III	114,497.50	114,497.50	0.00	113,084.92	0.00	0.00	113,084.92
0000343787	*BUS OPERATOR	56,888.00	58,614.40	1,726.40	58,254.23	4,824.40	2,241.12	65,319.75
0000345231	CJIT-CALL TAKER	53,331.20	53,331.20	0.00	60,342.45	15,755.78	2,076.84	78,175.07
0000337707	DIR TECH SUPPORT SERVICES	176,251.92	176,251.92	0.00	172,803.97	0.00	14,301.90	187,105.87
0000342704	*JOURNEYMAN AUTOMOTIVE TECH	54,412.80	56,056.00	1,643.20	56,308.17	4,557.99	400.00	61,266.16
0000355082	*JOURNEYMAN BUS TECHNICIAN (DATE LAST EMPLOYED 09-Dec-2024)	54,412.80	56,056.00	1,643.20	24,445.81	1,208.38	0.00	25,654.19
0000349054	SR ASSOCIATE COUNSEL	160,425.20	160,425.20	0.00	159,655.53	0.00	0.00	159,655.53
0000338007	*BUS OPERATOR	56,888.00	58,614.40	1,726.40	61,346.72	14,350.85	3,600.40	79,297.97
0000349998	*BUS OPERATOR	45,406.40	50,731.20	5,324.80	49,940.99	12,505.72	899.60	63,346.31
0000350906	*BUS OPERATOR	45,406.40	50,731.20	5,324.80	45,301.52	11,001.86	2,612.90	58,916.28
0000348956	CONTRACT SPECIALIST III (DATE LAST EMPLOYED 23-Jan-2025)	85,284.42	85,284.42	0.00	43,318.53	0.00	0.00	43,318.53
0000347761	*BUS OPERATOR	41,600.00	46,779.20	5,179.20	49,243.34	14,542.57	1,588.70	65,374.61
0000345363	*JOURNEYMAN AA BUS TECHNICIAN	59,820.80	61,838.40	2,017.60	67,838.75	75,192.91	400.00	143,431.66
0000303492	*SERVICEPERSON V (DATE LAST EMPLOYED 01-Mar-2025)	58,926.40	60,673.60	1,747.20	47,277.52	5,587.29	1,511.89	54,376.70
0000302829	SR EXECUTIVE ADMINISTRATOR	106,505.10	106,505.10	0.00	106,422.64	0.00	10,623.21	117,045.85
0000352423	*BUS OPERATOR	41,600.00	46,779.20	5,179.20	49,136.82	10,103.16	0.00	59,239.98
0000344459	*REVENUE AGENT	51,958.40	54,267.20	2,308.80	30,291.83	2,848.71	0.00	33,140.54
0000354938	ADMINISTRATIVE ASSISTANT	36,150.40	44,538.00	8,387.60	40,128.32	14.16	0.00	40,142.48
0000350750	PROTECTIVE SPEC POLICE CADET (DATE LAST EMPLOYED 13-Dec-2024)	43,056.00	43,056.00	0.00	23,717.82	6,641.88	993.60	31,353.30
0000343485	FIRE PROTECTION ENGINEER VI	113,968.40	113,968.40	0.00	113,877.85	0.00	0.00	113,877.85
0000302302	*RAIL OPERATOR	57,928.00	59,654.40	1,726.40	73,769.08	56,701.51	0.00	130,470.59
0000317917	SR ADJUSTER LIABILITY LITIG	96,133.44	96,133.44	0.00	96,064.52	0.00	10,292.20	106,356.72
0000320361	*SERVICEPERSON I	43,700.80	45,552.00	1,851.20	46,204.07	7,655.04	1,576.80	55,435.91
0000318792	*BUS OPERATOR	56,888.00	59,134.40	2,246.40	65,613.25	24,493.50	0.00	90,106.75
0000319671	CONTRACT EMP PT POLICE OFFICER	0.00	0.00	0.00	61,694.46	377.90	0.00	62,072.36
0000350221	*BUS OPERATOR (DATE LAST EMPLOYED 03-Feb-2025)	45,406.40	46,779.20	1,372.80	34,863.64	6,342.56	0.00	41,206.20
0000355364	*BUS OPERATOR	41,600.00	42,848.00	1,248.00	46,047.80	16,384.02	0.00	62,431.82
0000316610	*BUS OPERATOR (DATE LAST EMPLOYED 01-May-2025)	57,928.00	59,654.40	1,726.40	26,082.65	2,412.69	222.80	28,718.14
0000342506	*BUS OPERATOR	56,888.00	58,614.40	1,726.40	61,138.02	11,772.79	0.00	72,910.81
0000322946	FIELD INSPECTOR II	81,880.50	81,880.50	0.00	81,223.92	3,915.61	398.91	85,538.44
0000355908	*BUS OPERATOR	41,600.00	42,848.00	1,248.00	45,405.45	13,503.70	0.00	58,909.15
0000354545	GOVT AFFAIRS PROG MGR	103,500.28	103,500.28	0.00	103,421.93	0.00	0.00	103,421.93
0000336501	*BUS OPERATOR	56,888.00	58,614.40	1,726.40	57,906.52	20,307.27	5,410.56	83,624.35

METROPOLITAN ATLANTA RAPID TRANSIT AUTHORITY (MARTA)

AS OF : 30-JUN-

MARTOC REPORT

DATE PRINTED : 24-JUL-2025

EE NUMBER	TITLE	FY 24 BASE SALARY	FY 25 BASE SALARY	DIFFERENCE +/-	REGULAR EARNINGS	OVERTIME EARNINGS	OTHER EARNINGS	TOTAL EARNINGS
0000342609	CONFIG MGMT SPECIALIST III	78,059.80	78,059.80	0.00	78,014.75	0.00	800.62	78,815.37
0000346049	*BUS OPERATOR	53,081.60	58,614.40	5,532.80	60,763.89	31,897.28	420.64	93,081.81
0000304269	*BUS OPERATOR	57,928.00	59,654.40	1,726.40	61,372.96	15,025.45	4,359.36	80,757.77
0000343520	*BUS OPERATOR	56,888.00	58,614.40	1,726.40	51,436.69	14,933.32	2,254.40	68,624.41
0000350109	*BUS OPERATOR	45,406.40	50,731.20	5,324.80	48,967.06	13,539.69	539.76	63,046.51
0000303694	CONTRACT EMP PT POLICE OFFICER	0.00	0.00	0.00	55,911.47	2,871.97	0.00	58,783.44
0000353877	MGR MARKETING & SPECIAL EVENTS	106,624.18	106,624.18	0.00	105,824.92	0.00	0.00	105,824.92
0000343473	*BUS OPERATOR	56,888.00	58,614.40	1,726.40	51,678.47	3,274.13	3,600.40	58,553.00
0000353423	IT BUSINESS ANALYST III (DATE LAST EMPLOYED 11-Oct-2024)	90,045.28	90,045.28	0.00	29,320.85	0.00	1,934.82	31,255.67
0000317910	TRANSIT POLICE CORPORAL	75,441.60	90,251.20	14,809.60	80,240.59	33,525.41	13,088.80	126,854.80
0000327311	*JOURNEYMAN RAIL CAR MECHANIC	62,004.80	63,876.80	1,872.00	64,588.80	1,381.95	400.00	66,370.75
0000328954	*SERVICEPERSON I	43,700.80	45,032.00	1,331.20	46,994.88	4,426.08	0.00	51,420.96
0000357406	*JOURNEYMAN BUS TECHNICIAN	56,056.00	56,056.00	0.00	29,439.22	3,921.25	769.45	34,129.92
0000355349	*BUS OPERATOR	41,600.00	46,779.20	5,179.20	49,141.85	22,146.61	0.00	71,288.46
0000334018	*BUS OPERATOR	56,888.00	58,614.40	1,726.40	63,133.73	17,913.92	2,756.98	83,804.63
0000339128	*MATERIAL CONTROLLER	54,745.60	57,532.80	2,787.20	54,937.60	6,430.77	3,630.11	64,998.48
0000356300	*JOURNEYMAN BUS TECHNICIAN	56,056.00	56,056.00	0.00	51,698.29	11,096.72	0.00	62,795.01
0000303663	*BUS OPERATOR	57,928.00	59,654.40	1,726.40	64,177.12	15,724.32	0.00	79,901.44
0000320931	FOREMAN POWER	72,633.60	72,633.60	0.00	73,386.86	9,358.56	5,028.48	87,773.90
0000351509	*PT BUS OPERATOR	0.00	0.00	0.00	24,924.22	0.00	0.00	24,924.22
0000344471	TRANSIT POLICE OFFICER SPECIAL	57,324.80	71,344.00	14,019.20	65,261.72	31,152.94	2,796.22	99,210.88
0000355117	*BUS OPERATOR	41,600.00	46,779.20	5,179.20	46,949.65	14,976.07	0.00	61,925.72
0000315036	RAIL SERVICES CONTROLLER	89,564.80	89,564.80	0.00	89,762.36	3,700.97	7,664.68	101,128.01
0000337401	INSTRUCTOR BUS OPERATIONS	75,982.40	75,982.40	0.00	76,487.15	29,614.35	9,497.80	115,599.30
0000347632	*BUS OPERATOR	49,233.60	54,683.20	5,449.60	46,703.16	4,954.83	3,201.56	54,859.55
0000351080	*SERVICEPERSON I (DATE LAST EMPLOYED 23-Jun-2025)	42,016.00	45,032.00	3,016.00	45,526.03	1,725.36	0.00	47,251.39
0000334470	*JOURNEYMAN ELEC POWER ELECT	62,004.80	63,876.80	1,872.00	37,206.14	16,054.68	2,784.80	56,045.62
0000319447	SUPV FIELD DATA COLLECTION	72,563.66	72,563.66	0.00	72,525.39	0.00	5,582.57	78,107.96
0000357644	*BUS OPERATOR	42,848.00	42,848.00	0.00	19,084.58	3,424.99	0.00	22,509.57
0000352130	TRANSIT POLICE OFFICER	59,633.60	71,344.00	11,710.40	63,333.60	172.02	3,459.33	66,964.95
0000324740	DIR CUSTOMER ENGAGEMENT (DATE LAST EMPLOYED 01-Feb-2025)	171,359.76	171,359.76	0.00	110,111.14	0.00	29,576.70	139,687.84
0000343775	*BUS OPERATOR (DATE LAST EMPLOYED 23-Jul-2025)	56,888.00	58,614.40	1,726.40	62,770.95	16,400.90	225.44	79,397.29
0000346226	PROJECT MANAGER I	105,570.14	105,570.14	0.00	105,489.21	0.00	7,072.67	112,561.88
0000355894	*BUS OPERATOR	41,600.00	42,848.00	1,248.00	44,752.46	19,438.07	0.00	64,190.53

METROPOLITAN ATLANTA RAPID TRANSIT AUTHORITY (MARTA)

AS OF : 30-JUN-

MARTOC REPORT

DATE PRINTED : 24-JUL-2025

EE NUMBER	TITLE	FY 24 BASE SALARY	FY 25 BASE SALARY	DIFFERENCE +/-	REGULAR EARNINGS	OVERTIME EARNINGS	OTHER EARNINGS	TOTAL EARNINGS
0000349310	RETIREMENT BENEFITS ANALYST	79,954.16	79,954.16	0.00	79,906.37	0.00	0.00	79,906.37
0000315290	QA ENGINEER	91,976.82	91,976.82	0.00	91,913.38	0.00	6,674.22	98,587.60
0000315236	*JOURNEYMAN TRACK WALKER (DATE LAST EMPLOYED 01-May-2025)	63,044.80	64,916.80	1,872.00	66,472.23	13,472.82	0.00	79,945.05
0000322680	*JOURNEYMAN RAIL CAR MECHANIC	62,004.80	64,396.80	2,392.00	69,820.46	7,463.04	400.00	77,683.50
0000347152	FIELD INSPECTOR II (DATE LAST EMPLOYED 06-Jan-2025)	62,907.00	62,907.00	0.00	36,773.91	16,630.57	5,222.90	58,627.38
0000330892	SUPV BUS TRANSPORTATION	70,657.60	70,657.60	0.00	75,691.42	16,362.04	9,517.48	101,570.94
0000349256	SUPV TELEPHONY OPERATIONS	72,450.30	78,335.40	5,885.10	74,449.29	0.00	0.00	74,449.29
0000319607	SUPV CAR REPAIR INSPECTION	62,004.80	70,636.80	8,632.00	70,808.30	35,973.66	11,070.96	117,852.92
0000352885	*BUS OPERATOR (DATE LAST EMPLOYED 31-Dec-2024)	41,600.00	42,848.00	1,248.00	26,718.41	8,900.39	0.00	35,618.80
0000338910	*BUS OPERATOR	56,888.00	58,614.40	1,726.40	60,204.93	8,303.56	0.00	68,508.49
0000337602	*RAIL STATION CLEANER	39,416.00	40,601.60	1,185.60	42,825.79	21,309.22	0.00	64,135.01
0000344109	*BUS OPERATOR	56,888.00	58,614.40	1,726.40	62,978.46	3,110.47	0.00	66,088.93
0000356960	*BUS OPERATOR	42,848.00	42,848.00	0.00	29,196.62	3,111.38	0.00	32,308.00
0000322447	*BUS OPERATOR	56,888.00	59,134.40	2,246.40	64,141.76	37,966.22	1,843.71	103,951.69
0000304041	*PT BUS OPERATOR	0.00	0.00	0.00	24,469.21	0.00	97.24	24,566.45
0000305758	*SERVICEPERSON I	44,740.80	46,072.00	1,331.20	49,832.76	19,571.41	0.00	69,404.17
0000321067	DIVISION DISPATCHER	67,225.60	67,225.60	0.00	71,299.30	1,977.18	6,981.12	80,257.60
0000320876	*JOURNEYMAN ELEC POWER ELECT	62,004.80	64,396.80	2,392.00	51,600.59	1,880.82	6,096.64	59,578.05
0000302142	INSTRUCTOR CAR MAINT ELECT	84,385.60	84,385.60	0.00	84,331.20	2,113.37	3,245.60	89,690.17
0000357191	*BUS OPERATOR	42,848.00	42,848.00	0.00	30,014.57	6,057.10	0.00	36,071.67
0000354670	*BUS OPERATOR	41,600.00	46,779.20	5,179.20	46,016.74	8,691.80	0.00	54,708.54
0000333412	*BUS OPERATOR	56,888.00	58,614.40	1,726.40	59,522.16	14,916.99	4,734.25	79,173.40
0000328919	SUPT BUS COMMUNICATIONS CENTER	80,623.92	80,623.92	0.00	79,955.00	0.00	3,721.11	83,676.11
0000344352	TRANSIT POLICE SERGEANT	95,617.60	95,617.60	0.00	22,655.60	14,790.86	0.00	37,446.46
0000349910	TRANSIT POLICE OFFICER	45,406.40	65,936.00	20,529.60	52,083.61	808.35	174.64	53,066.60
0000343058	*BUS OPERATOR	56,888.00	58,614.40	1,726.40	60,652.04	8,383.16	0.00	69,035.20
0000319812	*BUS OPERATOR	56,888.00	59,134.40	2,246.40	60,554.73	18,774.15	0.00	79,328.88
0000316268	*BUS OPERATOR (DATE LAST EMPLOYED 01-Mar-2025)	57,928.00	59,654.40	1,726.40	30,463.09	1,498.84	4,123.28	36,085.21
0000343713	*JOURNEYMAN RAIL CAR MECHANIC	62,004.80	63,876.80	1,872.00	61,462.76	6,151.48	1,375.52	68,989.76
0000355837	*BUS OPERATOR (DATE LAST EMPLOYED 13-Feb-2025)	42,848.00	42,848.00	0.00	27,239.70	4,715.40	0.00	31,955.10
0000356191	*BUS OPERATOR	41,600.00	42,848.00	1,248.00	42,257.24	10,484.46	329.60	53,071.30
0000326198	IT QUALITY ASSURANCE ENGINEER	115,860.68	115,860.68	0.00	115,766.07	0.00	13,368.54	129,134.61
0000305856	MOBILITY CUSTOMER CARE REP	43,114.50	43,114.50	0.00	43,854.90	5,519.54	0.00	49,374.44
0000302325	*JOURNEYMAN AA BUS TECHNICIAN	63,044.80	64,916.80	1,872.00	72,600.93	114,776.49	400.00	187,777.42

METROPOLITAN ATLANTA RAPID TRANSIT AUTHORITY (MARTA)

AS OF : 30-JUN-

MARTOC REPORT

DATE PRINTED : 24-JUL-2025

EE NUMBER	TITLE	FY 24 BASE SALARY	FY 25 BASE SALARY	DIFFERENCE +/-	REGULAR EARNINGS	OVERTIME EARNINGS	OTHER EARNINGS	TOTAL EARNINGS
0000343173	*BUS OPERATOR	56,888.00	58,614.40	1,726.40	60,639.97	21,005.92	3,136.24	84,782.13
0000335739	*BUS OPERATOR	56,888.00	58,614.40	1,726.40	58,548.63	8,585.15	3,381.60	70,515.38
0000313012	MGR ARCHITECTURE	134,575.22	134,575.22	0.00	134,456.97	0.00	9,040.70	143,497.67
0000341427	*STATION AGENT	46,176.00	51,937.60	5,761.60	53,406.33	3,490.18	0.00	56,896.51
0000350460	*RAIL OPERATOR	45,406.40	50,731.20	5,324.80	48,064.18	16,940.02	0.00	65,004.20
0000341154	*BUS OPERATOR	56,888.00	58,614.40	1,726.40	59,703.56	16,261.10	2,227.84	78,192.50
0000332720	QUALITY CONTROL INSPECTOR	78,136.50	78,136.50	0.00	78,090.64	0.00	0.00	78,090.64
0000302526	*RAIL STATION CLEANER	39,416.00	40,601.60	1,185.60	40,872.26	761.28	1,561.60	43,195.14
0000303973	*JOURNEYMAN ET-TRAIN CONTROL	63,044.80	64,916.80	1,872.00	75,122.08	39,885.32	400.00	115,407.40
0000341608	*BUS OPERATOR	56,888.00	58,614.40	1,726.40	62,488.55	4,733.01	0.00	67,221.56
0000351467	*STATION AGENT	46,176.00	51,937.60	5,761.60	53,187.13	26,284.49	182.96	79,654.58
0000323022	*JOURNEYMAN ET-TELEPHONE MAINT	58,988.80	62,025.60	3,036.80	65,274.84	15,178.24	400.00	80,853.08
0000323243	*BUS OPERATOR	56,888.00	59,134.40	2,246.40	65,145.34	25,827.43	2,948.08	93,920.85
0000351987	CUSTOMER CARE REP	51,168.00	51,168.00	0.00	50,612.19	0.00	0.00	50,612.19
0000342403	*BUS OPERATOR	56,888.00	58,614.40	1,726.40	61,010.31	22,606.58	1,578.08	85,194.97
0000333105	*BUS OPERATOR	56,888.00	58,614.40	1,726.40	62,121.64	13,190.19	0.00	75,311.83
0000321836	INSTRUCTOR BUS OPERATIONS	78,873.60	78,873.60	0.00	74,276.00	22,948.56	16,533.12	113,757.68
0000330980	RAIL SERVICES CONTROLLER	76,315.20	76,315.20	0.00	78,811.18	34,817.28	1,247.46	114,875.92
0000320428	*BUS OPERATOR	56,888.00	58,614.40	1,726.40	50,602.20	2,505.97	4,953.04	58,061.21
0000327455	*BUS OPERATOR	56,888.00	58,614.40	1,726.40	56,292.56	13,408.22	5,178.48	74,879.26
0000349175	*BUS OPERATOR (DATE LAST EMPLOYED 05-May-2025)	45,406.40	50,731.20	5,324.80	40,579.43	6,691.78	1,915.52	49,186.73
0000330915	*BUS OPERATOR	56,888.00	58,614.40	1,726.40	61,628.94	10,611.73	1,803.52	74,044.19
0000353300	*MATERIAL CONTROLLER	51,542.40	54,246.40	2,704.00	55,718.05	12,334.96	0.00	68,053.01
0000337878	SAFETY OPERATIONAL OFFICER	84,064.50	84,064.50	0.00	84,463.75	9,182.45	3,233.25	96,879.45
0000331311	*RAIL OPERATOR	56,888.00	58,614.40	1,726.40	47,402.71	9,995.96	3,713.13	61,111.80
0000304741	*PT BUS OPERATOR	0.00	0.00	0.00	24,068.79	0.00	0.00	24,068.79
0000347958	DEPUTY CHIEF MECHANICAL OFF	226,044.52	226,044.52	0.00	231,806.80	0.00	0.00	231,806.80
0000317666	GIS ANALYST III	97,189.56	97,189.56	0.00	97,119.42	0.00	0.00	97,119.42
0000321158	MGR COST ESTIMATION (DATE LAST EMPLOYED 01-Jul-2025)	124,484.88	124,484.88	0.00	124,379.14	0.00	7,022.23	131,401.37
0000331584	*JOURNEYMAN ET-TELEPHONE MAINT	62,004.80	63,876.80	1,872.00	53,873.36	863.73	3,340.96	58,078.05
0000303721	SUPV BUS MAINTENANCE	66,768.00	66,768.00	0.00	51,478.37	4,951.60	7,918.11	64,348.08
0000318898	*BUS OPERATOR	56,888.00	59,134.40	2,246.40	43,854.07	8,100.54	1,137.20	53,091.81
0000350446	*BUS OPERATOR	45,406.40	50,731.20	5,324.80	51,350.77	27,827.77	0.00	79,178.54
0000344312	*JOURNEYMAN TRACK MAINTAINER	62,004.80	63,876.80	1,872.00	62,249.77	2,643.72	0.00	64,893.49
0000334696	MGR ENGRG REL & RAIL CAR REHAB	122,710.12	122,710.12	0.00	122,606.79	0.00	2,674.47	125,281.26

METROPOLITAN ATLANTA RAPID TRANSIT AUTHORITY (MARTA)

MARTOC REPORT

EE NUMBER	TITLE	FY 24 BASE SALARY	FY 25 BASE SALARY	DIFFERENCE +/-	REGULAR EARNINGS	OVERTIME EARNINGS	OTHER EARNINGS	TOTAL EARNINGS
0000320167	*JOURNEYMAN ET-RADIO MAINT	62,004.80	64,396.80	2,392.00	68,881.45	46,074.16	400.00	115,355.61
0000356301	MAINTENANCE PLANNER-RAIL (DATE LAST EMPLOYED 15-Nov-2024)	70,262.40	70,262.40	0.00	21,708.98	0.00	0.00	21,708.98
0000350436	APARC SYS ADMINISTRATOR	70,694.00	75,420.80	4,726.80	71,310.03	0.00	5,438.00	76,748.03
0000330686	DISPATCHER RADIO COMMUNICATION	68,598.40	68,598.40	0.00	76,912.82	16,542.16	5,573.98	99,028.96
0000354441	*BUS OPERATOR	41,600.00	46,779.20	5,179.20	47,524.82	15,982.76	0.00	63,507.58
0000323512	*BUS OPERATOR	56,888.00	59,134.40	2,246.40	62,275.04	16,935.64	909.76	80,120.44
0000324863	DIVISION DISPATCHER	69,264.00	69,264.00	0.00	71,201.07	3,346.84	4,795.20	79,343.11
0000357128	*RAIL STATION CLEANER	36,857.60	36,857.60	0.00	25,610.50	19,089.00	0.00	44,699.50
0000338260	SR BILLING ANALYST	74,178.00	82,255.42	8,077.42	79,130.08	3,347.19	0.00	82,477.27
0000342303	*BUS OPERATOR	56,888.00	58,614.40	1,726.40	51,637.10	6,635.19	3,550.69	61,822.98
0000331115	*RAIL OPERATOR	56,888.00	58,614.40	1,726.40	61,086.64	19,413.96	676.32	81,176.92
0000342653	*BUS OPERATOR	56,888.00	58,614.40	1,726.40	53,786.74	11,438.10	2,987.09	68,211.93
0000323019	*BUS OPERATOR	56,888.00	59,134.40	2,246.40	63,140.85	18,688.21	0.00	81,829.06
0000317769	*JOURNEYMAN RAIL CAR MECHANIC	62,004.80	64,916.80	2,912.00	62,961.60	464.40	2,567.20	65,993.20
0000338083	SUPV BUS TRANSPORTATION	66,601.60	66,601.60	0.00	69,988.99	9,317.85	6,147.84	85,454.68
0000316942	OFFICE ADMINISTRATOR II	77,202.58	77,202.58	0.00	77,158.42	0.00	4,454.01	81,612.43
0000330985	SUPV RAIL LINE	68,515.20	68,515.20	0.00	68,092.85	14,487.55	9,882.00	92,462.40
0000302127	*JOURNEYMAN ET-RAIL CAR MAINT	63,044.80	64,916.80	1,872.00	71,049.25	9,943.71	400.00	81,392.96
0000341622	*JOURNEYMAN RAIL CAR MECHANIC	62,004.80	63,876.80	1,872.00	65,618.74	15,650.65	400.00	81,669.39
0000302135	GEN FOREMAN BLDGS & SUPP EQUIP	83,227.04	83,227.04	0.00	83,174.89	0.00	7,625.68	90,800.57
0000354437	*JOURNEYMAN BUS TECHNICIAN	54,412.80	59,217.60	4,804.80	58,270.48	357.96	400.00	59,028.44
0000354251	PROTECTIVE SPEC POLICE CADET	43,056.00	43,056.00	0.00	45,242.60	23,427.28	2,380.50	71,050.38
0000338535	*BUS OPERATOR	56,888.00	58,614.40	1,726.40	60,573.75	11,816.32	2,705.28	75,095.35
0000356799	MAINTENANCE PLANNER BUS	66,705.60	66,705.60	0.00	58,327.19	5,516.04	0.00	63,843.23
0000356047	*JOURNEYMAN BUS TECHNICIAN	54,412.80	56,056.00	1,643.20	58,242.21	18,228.65	400.00	76,870.86
0000350788	INSTRUCTOR BUS MAINTENANCE	57,491.20	77,313.60	19,822.40	75,352.13	24,079.94	0.00	99,432.07
0000347371	TRANSIT POLICE OFFICER	62,025.60	74,214.40	12,188.80	67,200.75	26,609.47	6,984.55	100,794.77
0000345496	WARRANTY SPECIALIST	101,347.22	101,347.22	0.00	101,271.75	0.00	0.00	101,271.75
0000357481	*BUS OPERATOR	42,848.00	42,848.00	0.00	26,185.42	2,885.53	0.00	29,070.95
0000343089	*RAIL OPERATOR	56,888.00	58,614.40	1,726.40	61,844.32	15,696.97	676.32	78,217.61
0000345006	MGR CONTRACTS	114,161.32	114,161.32	0.00	114,069.10	0.00	2,341.78	116,410.88
0000319681	IT ANALYST	87,291.88	87,291.88	0.00	73,333.58	0.00	16,809.37	90,142.95
0000328834	*BUS OPERATOR	56,888.00	58,614.40	1,726.40	62,130.60	18,904.63	996.17	82,031.40
0000352892	*RAIL STATION CLEANER	42,016.00	40,601.60	-1,414.40	20,371.55	766.60	0.00	21,138.15

METROPOLITAN ATLANTA RAPID TRANSIT AUTHORITY (MARTA)

AS OF : 30-JUN-

MARTOC REPORT

DATE PRINTED : 24-JUL-2025

EE NUMBER	TITLE	FY 24 BASE SALARY	FY 25 BASE SALARY	DIFFERENCE +/-	REGULAR EARNINGS	OVERTIME EARNINGS	OTHER EARNINGS	TOTAL EARNINGS
0000320422	*JOURNEYMAN TRACK MAINTAINER	54,412.80	60,777.60	6,364.80	49,923.28	761.75	3,945.76	54,630.79
0000302256	SUPT BUS MAINTENANCE GARAGE	94,175.90	94,175.90	0.00	93,747.25	0.00	13,401.96	107,149.21
0000348578	DIR SYSTEMS ENGINEERING	159,908.06	159,908.06	0.00	159,756.67	0.00	0.00	159,756.67
0000351764	ADMINISTRATIVE ASSISTANT	42,295.50	42,295.50	0.00	43,232.28	9,782.22	0.00	53,014.50
0000351314	*JOURNEYMAN BUS TECHNICIAN	57,491.20	59,779.20	2,288.00	61,610.63	11,472.23	400.00	73,482.86
0000302550	SUPT STATION ZONE SERVICES	96,708.82	96,708.82	0.00	94,407.55	0.00	14,878.33	109,285.88
0000339805	*JOURNEYMAN BUS TECHNICIAN	61,131.20	62,982.40	1,851.20	69,033.41	1,395.34	400.00	70,828.75
0000351086	*SERVICEPERSON IV	42,016.00	47,840.00	5,824.00	47,731.59	3,862.47	173.20	51,767.26
0000332205	*RAIL OPERATOR	56,888.00	58,614.40	1,726.40	24,947.90	297.03	450.88	25,695.81
0000332702	DIVISION DISPATCHER	71,240.00	71,240.00	0.00	75,632.10	6,284.92	3,767.50	85,684.52
0000305368	CONTRACT PROFESSIONAL DISPATCH (DATE LAST EMPLOYED 27-Mar-2025)	0.00	0.00	0.00	56,113.14	5,571.01	0.00	61,684.15
0000303760	DIVISION DISPATCHER	75,712.00	75,712.00	0.00	99,566.76	24,840.92	8,554.00	132,961.68
0000316111	*BUS OPERATOR	57,928.00	59,654.40	1,726.40	58,257.94	24,727.13	2,753.28	85,738.35
0000303213	*JOURNEYMAN ET-TRAIN CONTROL	63,044.80	64,916.80	1,872.00	65,440.90	4,634.70	712.10	70,787.70
0000328469	*JOURNEYMAN BUS TECHNICIAN	61,131.20	62,982.40	1,851.20	65,538.35	3,000.75	400.00	68,939.10
0000343053	*BUS OPERATOR	56,888.00	58,614.40	1,726.40	58,003.34	7,055.19	1,602.28	66,660.81
0000351166	*JOURNEYMAN ET-HVAC	58,988.80	62,025.60	3,036.80	62,532.81	16,404.65	400.00	79,337.46
0000315741	*RAIL STATION CLEANER (DATE LAST EMPLOYED 14-Jun-2025)	40,456.00	41,641.60	1,185.60	31,334.55	9,548.10	6,112.71	46,995.36
0000334407	*SERVICEPERSON IV	46,446.40	47,840.00	1,393.60	51,034.39	12,073.95	0.00	63,108.34
0000348575	MGR FINANCIAL SYSTEMS	149,247.28	149,247.28	0.00	149,109.46	0.00	6,888.36	155,997.82
0000315202	FOREMAN TRAIN CONTROL	77,376.00	77,376.00	0.00	82,974.80	44,594.04	0.00	127,568.84
0000315256	*BUS OPERATOR	56,888.00	58,614.40	1,726.40	60,665.87	15,825.91	6,292.40	82,784.18
0000340147	*RAIL STATION CLEANER	39,416.00	40,601.60	1,185.60	44,639.96	1,810.23	0.00	46,450.19
0000355532	CUSTOMER CARE REP	55,009.50	55,009.50	0.00	55,122.00	423.17	0.00	55,545.17
0000334851	*BUS OPERATOR	56,888.00	58,614.40	1,726.40	62,281.08	5,954.68	1,578.08	69,813.84
0000351469	*SERVICEPERSON I	42,016.00	45,032.00	3,016.00	46,300.98	113.67	0.00	46,414.65
0000305187	*JOURNEYMAN ET-RADIO MAINT	63,044.80	64,916.80	1,872.00	71,136.74	69,579.36	400.00	141,116.10
0000347355	ACCOUNTANT III	83,639.40	83,639.40	0.00	83,264.97	0.00	5,039.81	88,304.78
0000344921	*STATION AGENT	46,176.00	51,937.60	5,761.60	23,421.87	5,468.46	0.00	28,890.33
0000340898	*SERVICEPERSON I	43,700.80	45,032.00	1,331.20	42,473.66	886.61	0.00	43,360.27
0000352412	*BUS OPERATOR	41,600.00	46,779.20	5,179.20	49,113.30	18,443.34	480.00	68,036.64
0000331647	SUPV BUS TRANSPORTATION	70,657.60	70,657.60	0.00	77,130.88	51,278.24	11,821.56	140,230.68
0000323534	*JOURNEYMAN ET-COMPUTER MAINT	62,004.80	64,396.80	2,392.00	67,250.84	24,463.26	895.36	92,609.46
0000341772	*BUS OPERATOR	56,888.00	58,614.40	1,726.40	58,930.69	13,821.17	4,413.98	77,165.84
0000305204	*BUS OPERATOR	57,928.00	59,654.40	1,726.40	72,485.48	48,998.19	0.00	121,483.67

METROPOLITAN ATLANTA RAPID TRANSIT AUTHORITY (MARTA)
MARTOC REPORT

AS OF : 30-JUN-
DATE PRINTED : 24-JUL-2025

EE NUMBER	TITLE	FY 24 BASE SALARY	FY 25 BASE SALARY	DIFFERENCE +/-	REGULAR EARNINGS	OVERTIME EARNINGS	OTHER EARNINGS	TOTAL EARNINGS
0000348451	MGR BENEFITS (DATE LAST EMPLOYED 18-Dec-2024)	101,023.00	101,023.00	0.00	52,444.38	0.00	1,101.42	53,545.80
0000338517	TRANSIT POLICE SERGEANT	76,939.20	91,936.00	14,996.80	84,760.64	22,172.44	2,959.20	109,892.28
0000320321	CONTRACT SERVICES COORDINATOR	49,275.20	63,024.00	13,748.80	59,840.28	3,847.62	2,424.00	66,111.90
0000324726	*BUS OPERATOR	56,888.00	59,134.40	2,246.40	63,684.24	21,491.51	454.88	85,630.63
0000356935	*BUS OPERATOR (DATE LAST EMPLOYED 09-Jun-2025)	42,848.00	42,848.00	0.00	29,694.57	3,008.48	0.00	32,703.05
0000303197	*JOURNEYMAN OVERHAULER	63,044.80	64,916.80	1,872.00	67,351.89	13,402.62	400.00	81,154.51
0000356056	*JOURNEYMAN BUS TECHNICIAN	54,412.80	56,056.00	1,643.20	58,039.47	6,041.84	400.00	64,481.31
0000332051	SUPV RAIL LINE	71,510.40	71,510.40	0.00	80,661.02	25,678.54	0.00	106,339.56
0000314918	DISPATCHER-RAIL TRANSPORTATION	72,800.00	72,800.00	0.00	80,302.59	12,997.05	16,520.00	109,819.64
0000303695	*BUS OPERATOR	57,928.00	59,654.40	1,726.40	53,038.98	11,115.94	2,510.56	66,665.48
0000322148	SUPV BUS MAINTENANCE	75,192.00	75,192.00	0.00	79,841.00	22,989.30	7,230.00	110,060.30
0000338349	*RAIL OPERATOR	56,888.00	58,614.40	1,726.40	27,798.24	0.00	0.00	27,798.24
0000356755	REDUCED FARE REPRESENTATIVE	39,000.00	39,000.00	0.00	33,256.40	37.50	0.00	33,293.90
0000342747	*BUS OPERATOR (DATE LAST EMPLOYED 20-May-2025)	56,888.00	58,614.40	1,726.40	61,540.66	12,086.73	1,127.20	74,754.59
0000311602	*BUS OPERATOR (DATE LAST EMPLOYED 01-Mar-2025)	57,928.00	59,654.40	1,726.40	31,001.37	0.00	2,982.72	33,984.09
0000357661	*BUS OPERATOR	42,848.00	42,848.00	0.00	19,078.16	2,841.28	0.00	21,919.44
0000350102	*JOURNEYMAN BUS TECHNICIAN	58,032.00	60,590.40	2,558.40	50,781.67	3,110.01	400.00	54,291.68
0000339003	PROJECT MANAGER II	124,203.30	124,203.30	0.00	114,195.66	0.00	17,271.21	131,466.87
0000305926	CONTRACT EMP PT POLICE OFFICER	0.00	0.00	0.00	56,723.87	18,563.03	0.00	75,286.90
0000352575	*SERVICEPERSON I	42,016.00	45,032.00	3,016.00	45,398.70	312.15	0.00	45,710.85
0000340988	*BUS OPERATOR	56,888.00	58,614.40	1,726.40	63,713.54	20,835.08	0.00	84,548.62
0000344406	*BUS OPERATOR	56,888.00	58,614.40	1,726.40	35,128.85	5,589.84	0.00	40,718.69
0000347284	*REPROGRAPHICS SPEC I	33,862.40	37,315.20	3,452.80	36,950.47	134.56	0.00	37,085.03
0000317199	TRANSIT POLICE LIEUTENANT	105,289.60	121,097.60	15,808.00	124,431.55	27,561.81	8,605.40	160,598.76
0000331116	SUPV RAIL LINE (DATE LAST EMPLOYED 21-Nov-2024)	74,360.00	74,360.00	0.00	37,062.96	5,697.87	4,507.65	47,268.48
0000322332	*JOURNEYMAN SUPPORT EQUIPMENT	62,004.80	64,396.80	2,392.00	65,967.75	6,951.27	400.00	73,319.02
0000349997	TRANSIT POLICE OFFICER	57,324.80	68,598.40	11,273.60	63,507.28	21,322.22	7,458.43	92,287.93
0000337240	*BUS OPERATOR	56,888.00	58,614.40	1,726.40	58,932.93	14,022.14	4,074.27	77,029.34
0000332336	SR DIR CONTRACT & PROCUREMENT	182,988.52	182,988.52	0.00	182,806.78	0.00	12,259.31	195,066.09
0000350893	*BUS OPERATOR (DATE LAST EMPLOYED 18-Nov-2024)	41,600.00	46,779.20	5,179.20	23,449.58	7,324.41	0.00	30,773.99
0000322186	SUPV STATION CARE	65,416.00	65,416.00	0.00	67,633.14	2,821.13	0.00	70,454.27
0000351982	*BUS OPERATOR	41,600.00	46,779.20	5,179.20	50,756.73	24,036.71	0.00	74,793.44
0000348316	*RAIL OPERATOR	45,406.40	50,731.20	5,324.80	55,194.46	35,406.69	0.00	90,601.15
0000335203	INSTRUCTOR BUS TECHNICAL	81,161.60	81,161.60	0.00	81,112.00	15,065.11	0.00	96,177.11

METROPOLITAN ATLANTA RAPID TRANSIT AUTHORITY (MARTA)
MARTOC REPORT

AS OF : 30-JUN-
DATE PRINTED : 24-JUL-2025

EE NUMBER	TITLE	FY 24 BASE SALARY	FY 25 BASE SALARY	DIFFERENCE +/-	REGULAR EARNINGS	OVERTIME EARNINGS	OTHER EARNINGS	TOTAL EARNINGS
0000354893	HR INFORMATION SYSTEMS SPEC I	48,262.50	48,262.50	0.00	48,255.59	0.00	0.00	48,255.59
0000356864	*INFORMATION SYSTEMS REC CLERK	39,249.60	39,249.60	0.00	28,688.69	275.38	143.28	29,107.35
0000333341	SUPV BUS MAINTENANCE	68,785.60	68,785.60	0.00	76,985.01	33,874.53	2,491.17	113,350.71
0000302116	SUPT CONTROL CENTER	116,037.74	116,037.74	0.00	114,187.90	0.00	1,755.02	115,942.92
0000357113	*BUS OPERATOR (DATE LAST EMPLOYED 18-Jun-2025)	42,848.00	42,848.00	0.00	26,504.97	3,405.85	0.00	29,910.82
0000321480	*RAIL OPERATOR	56,888.00	59,134.40	2,246.40	66,045.17	16,915.47	1,819.52	84,780.16
0000355367	*RAIL OPERATOR	41,600.00	46,779.20	5,179.20	50,243.73	17,398.11	0.00	67,641.84
0000348021	*BUS OPERATOR	49,233.60	54,683.20	5,449.60	44,760.11	4,958.33	1,365.84	51,084.28
0000322221	*RAIL STATION CLEANER	39,416.00	41,121.60	1,705.60	39,607.36	8,372.82	2,682.16	50,662.34
0000352434	LEAVE & ABSENTEEISM ADMN	77,625.34	77,625.34	0.00	77,580.63	0.00	0.00	77,580.63
0000357645	*BUS OPERATOR	42,848.00	42,848.00	0.00	19,269.30	4,109.74	0.00	23,379.04
0000351001	REDUCED FARE REPRESENTATIVE	39,019.50	39,019.50	0.00	39,044.66	0.00	0.00	39,044.66
0000331399	*BUS OPERATOR	56,888.00	58,614.40	1,726.40	63,344.35	13,610.86	1,003.21	77,958.42
0000320485	SUPV BUS TRANSPORTATION	74,984.00	74,984.00	0.00	77,263.48	20,463.39	15,429.40	113,156.27
0000343789	*BUS OPERATOR	56,888.00	58,614.40	1,726.40	51,229.36	9,458.46	2,254.40	62,942.22
0000341082	*RAIL STATION CLEANER	39,416.00	40,601.60	1,185.60	29,494.54	2,215.02	3,821.36	35,530.92
0000303390	*SERVICEPERSON I	44,740.80	46,072.00	1,331.20	51,266.67	40,004.10	4,424.88	95,695.65
0000346169	*JOURNEYMAN TRACK MAINTAINER	62,004.80	63,876.80	1,872.00	64,104.75	14,094.03	0.00	78,198.78
0000348010	SUPV BUS MAINTENANCE	64,771.20	64,771.20	0.00	70,991.59	11,997.54	0.00	82,989.13
0000342206	*RAIL STATION CLEANER	39,416.00	40,601.60	1,185.60	39,986.81	2,488.06	2,337.84	44,812.71
0000354426	*RAIL OPERATOR	41,600.00	46,779.20	5,179.20	49,172.67	12,045.50	1,463.44	62,681.61
0000357112	*BUS OPERATOR	42,848.00	42,848.00	0.00	29,719.69	6,114.86	0.00	35,834.55
0000349892	*BUS OPERATOR	45,406.40	50,731.20	5,324.80	47,160.26	15,675.38	3,758.46	66,594.10
0000350119	*BUS OPERATOR	45,406.40	50,731.20	5,324.80	48,333.89	8,293.32	0.00	56,627.21
0000342737	DIVISION DISPATCHER	65,270.40	65,270.40	0.00	67,139.45	4,895.29	0.00	72,034.74
0000344908	*BUS OPERATOR	53,081.60	58,614.40	5,532.80	62,110.62	19,336.80	0.00	81,447.42
0000333046	*BUS OPERATOR	56,888.00	58,614.40	1,726.40	49,896.22	646.83	2,930.72	53,473.77
0000346233	*JOURNEYMAN TRACK MAINTAINER	62,004.80	63,876.80	1,872.00	67,310.44	14,078.73	0.00	81,389.17
0000354139	MAINTENANCE PLANNER BUS	69,056.00	69,056.00	0.00	70,986.84	10,388.64	0.00	81,375.48
0000304714	MAINTENANCE PLANNER-RAIL	72,654.40	72,654.40	0.00	73,488.45	1,362.27	2,794.40	77,645.12
0000357578	*BUS OPERATOR	42,848.00	42,848.00	0.00	20,939.89	1,934.37	0.00	22,874.26
0000354432	*BUS OPERATOR (DATE LAST EMPLOYED 17-Dec-2024)	41,600.00	42,848.00	1,248.00	18,419.54	4,195.20	0.00	22,614.74
0000305191	*SERVICEPERSON I (DATE LAST EMPLOYED 01-Mar-2025)	44,740.80	46,072.00	1,331.20	40,613.07	4,677.05	0.00	45,290.12
0000352019	FINANCIAL ANALYST II	84,923.02	84,923.02	0.00	49,333.28	0.00	3,811.97	53,145.25

METROPOLITAN ATLANTA RAPID TRANSIT AUTHORITY (MARTA)

MARTOC REPORT

AS OF : 30-JUN-

DATE PRINTED : 24-JUL-2025

EE NUMBER	TITLE	FY 24 BASE SALARY	FY 25 BASE SALARY	DIFFERENCE +/-	REGULAR EARNINGS	OVERTIME EARNINGS	OTHER EARNINGS	TOTAL EARNINGS
0000347430	(DATE LAST EMPLOYED 30-Jan-2025) *REPROGRAPHICS SPEC II	44,886.40	46,238.40	1,352.00	41,506.27	0.00	898.64	42,404.91
0000355811	*BUS OPERATOR	41,600.00	42,848.00	1,248.00	33,718.34	1,957.25	0.00	35,675.59
0000343712	(DATE LAST EMPLOYED 01-May-2025) INVOICE SPECIALIST	50,329.50	73,527.74	23,198.24	54,246.45	232.29	0.00	54,478.74
0000347936	*SERVICEPERSON IV	46,446.40	47,840.00	1,393.60	28,673.32	92.87	0.00	28,766.19
0000349162	(DATE LAST EMPLOYED 02-Jan-2025) *BUS OPERATOR	45,406.40	50,731.20	5,324.80	43,921.76	11,682.40	0.00	55,604.16
0000357189	(DATE LAST EMPLOYED 15-Apr-2025) *BUS OPERATOR	42,848.00	42,848.00	0.00	27,973.17	3,831.06	0.00	31,804.23
0000315243	*BUS OPERATOR	57,928.00	59,654.40	1,726.40	61,903.53	31,764.96	3,810.17	97,478.66
0000322131	*BUS OPERATOR	42,848.00	42,848.00	0.00	26,864.15	5,692.12	0.00	32,556.27
0000335377	*SERVICEPERSON I	43,700.80	45,032.00	1,331.20	46,423.29	1,835.07	0.00	48,258.36
0000323415	*RAIL OPERATOR	56,888.00	59,134.40	2,246.40	46,461.46	13,347.51	3,184.16	62,993.13
0000320655	*BUS OPERATOR	56,888.00	59,134.40	2,246.40	67,252.78	19,306.15	0.00	86,558.93
0000348421	*RAIL OPERATOR	45,406.40	50,731.20	5,324.80	47,767.98	7,896.84	0.00	55,664.82
0000335493	(DATE LAST EMPLOYED 28-Apr-2025) TRANSIT POLICE SERGEANT	83,137.60	99,444.80	16,307.20	96,827.50	72,736.36	3,537.94	173,101.80
0000303099	*BUS OPERATOR	57,928.00	59,654.40	1,726.40	66,299.65	17,147.65	0.00	83,447.30
0000348692	PROJECT MANAGER I	89,805.30	89,805.30	0.00	32,218.85	0.00	0.00	32,218.85
0000316471	(DATE LAST EMPLOYED 13-Sep-2023) *MATERIAL CONTROLLER	56,929.60	58,656.00	1,726.40	59,642.13	6,355.58	2,926.16	68,923.87
0000323657	*BUS OPERATOR	56,888.00	59,134.40	2,246.40	59,878.24	8,570.01	243.93	68,692.18
0000321978	BILLING ANALYST I	67,927.08	67,927.08	0.00	67,781.62	476.91	3,483.45	71,741.98
0000321040	*JOURNEYMAN RAIL CAR MECHANIC	62,004.80	64,396.80	2,392.00	64,538.48	928.80	400.00	65,867.28
0000316314	MGR SAFETY	134,550.00	143,058.24	8,508.24	137,211.99	0.00	10,463.14	147,675.13
0000336160	DIR ENVIRON HEALTH & SAFETY	152,145.50	152,145.50	0.00	152,003.83	0.00	11,703.52	163,707.35
0000356032	PROJECT MANAGER II	120,000.14	120,000.14	0.00	115,440.97	0.00	0.00	115,440.97
0000345549	TRAINING & DEVELOPMENT SPEC	67,691.78	67,691.78	0.00	67,659.92	0.00	0.00	67,659.92
0000320314	SUPV BUS MAINTENANCE	70,158.40	70,158.40	0.00	51,137.50	775.79	3,642.84	55,556.13
0000328461	SUPT RAIL CAR MAINT	88,941.06	95,847.18	6,906.12	90,209.31	0.00	6,224.51	96,433.82
0000351612	*JOURNEYMAN BUS TECHNICIAN	57,491.20	59,779.20	2,288.00	62,694.27	18,835.61	400.00	81,929.88
0000353776	*BUS OPERATOR	41,600.00	46,779.20	5,179.20	46,994.97	3,792.01	0.00	50,786.98
0000314986	SUPV CAR REPAIR INSPECTION	69,409.60	69,409.60	0.00	76,384.38	6,640.63	4,449.23	87,474.24
0000319718	AUDITOR III	92,470.82	92,470.82	0.00	92,406.69	0.00	5,334.86	97,741.55
0000333469	SUPV BUS MAINTENANCE	72,945.60	72,945.60	0.00	84,304.73	30,673.46	0.00	114,978.19
0000329112	BUYER PLANNER III	87,390.94	87,390.94	0.00	86,997.41	0.00	336.12	87,333.53
0000320105	TRANSIT POLICE OFFICER SPECIAL	90,251.20	90,251.20	0.00	80,031.67	36,610.30	347.12	116,989.09
0000303175	*MATERIAL CONTROLLER LEAD	59,612.80	61,380.80	1,768.00	62,932.15	2,181.58	0.00	65,113.73
0000353613	SUPV CUSTOMER SERVICES CENTER	72,455.24	72,455.24	0.00	72,417.28	0.00	0.00	72,417.28

METROPOLITAN ATLANTA RAPID TRANSIT AUTHORITY (MARTA)

MARTOC REPORT

AS OF : 30-JUN-

DATE PRINTED : 24-JUL-2025

EE NUMBER	TITLE	FY 24 BASE SALARY	FY 25 BASE SALARY	DIFFERENCE +/-	REGULAR EARNINGS	OVERTIME EARNINGS	OTHER EARNINGS	TOTAL EARNINGS
0000324897	DIR EXEC OFFICE ADMIN & ASST	180,835.98	180,835.98	0.00	177,874.74	0.00	25,760.34	203,635.08
0000344664	MECHANICAL ENGINEER VI	93,192.58	93,192.58	0.00	93,127.62	0.00	6,511.55	99,639.17
0000347870	*BUS OPERATOR	49,233.60	54,683.20	5,449.60	56,329.15	25,457.22	1,365.84	83,152.21
0000351535	*JOURNEYMAN TRACK WALKER	58,552.00	62,025.60	3,473.60	62,229.16	13,299.18	1,753.20	77,281.54
0000357458	*BUS OPERATOR	42,848.00	42,848.00	0.00	23,556.79	2,144.20	0.00	25,700.99
0000303198	*RAIL OPERATOR	57,928.00	59,654.40	1,726.40	66,322.89	68,688.58	0.00	135,011.47
0000344568	*BUS OPERATOR	56,888.00	58,614.40	1,726.40	63,937.32	19,190.84	3,682.00	86,810.16
0000332477	CHF LEGAL COUNSEL	218,385.44	290,000.10	71,614.66	247,215.01	0.00	21,278.59	268,493.60
0000343087	*BUS OPERATOR	41,600.00	46,779.20	5,179.20	50,954.33	10,724.85	539.76	62,218.94
0000352770	*SECRETARY (N8)	38,105.60	41,246.40	3,140.80	42,953.56	20,573.78	0.00	63,527.34
0000334679	CONTRACT SUPV OPERATIONS	0.00	0.00	0.00	44,725.10	1,370.61	0.00	46,095.71
0000331053	ACCOUNTING SPECIALIST II	53,332.50	53,332.50	0.00	53,318.87	0.00	1,504.25	54,823.12
0000357042	SUPV STATION CARE	62,587.20	62,587.20	0.00	47,034.03	4,438.31	421.26	51,893.60
0000337235	TRANSIT POLICE SERGEANT	86,465.60	99,444.80	12,979.20	99,428.51	84,194.34	5,404.46	189,027.31
0000340066	*BUS OPERATOR	56,888.00	58,614.40	1,726.40	49,604.95	7,218.74	5,291.20	62,114.89
0000342820	OPEN RECORDS ADMINISTRATOR	82,816.50	82,816.50	0.00	74,882.97	0.00	13,378.16	88,261.13
0000334471	*BUS OPERATOR	56,888.00	58,614.40	1,726.40	62,655.93	26,123.55	5,345.14	94,124.62
0000347409	*JOURNEYMAN TRACK MAINTAINER	60,216.00	62,025.60	1,809.60	63,119.04	14,339.80	0.00	77,458.84
0000354439	SR SOLUTIONS ARCHITECT	107,266.64	107,266.64	0.00	107,183.21	0.00	7,324.39	114,507.60
0000355911	*BUS OPERATOR	41,600.00	42,848.00	1,248.00	46,054.42	10,774.34	0.00	56,828.76
0000304979	*JOURNEYMAN RAIL CAR MECHANIC	63,044.80	64,916.80	1,872.00	73,135.54	111,545.08	899.36	185,579.98
0000324186	*JOURNEYMAN SUPPORT EQUIPMENT (DATE LAST EMPLOYED 01-May-2025)	62,004.80	64,396.80	2,392.00	63,456.51	9,889.53	400.00	73,746.04
0000332755	SUPV RAIL LINE	70,824.00	70,824.00	0.00	79,372.75	25,289.55	0.00	104,662.30
0000351652	SVC DESK SUPPORT AGENT	47,911.50	47,911.50	0.00	47,855.50	0.00	0.00	47,855.50
0000348157	ENGINEERING SVCS COORDINATOR	85,284.42	100,000.16	14,715.74	97,681.44	0.00	3,846.16	101,527.60
0000304128	CHF FINANCIAL OFFICER	310,500.32	310,500.32	0.00	310,152.61	0.00	22,690.41	332,843.02
0000344127	PROTECTIVE SPEC POLICE CADET (DATE LAST EMPLOYED 10-Oct-2024)	47,548.80	47,548.80	0.00	16,708.08	1,714.50	2,868.93	21,291.51
0000342637	SR COST ESTIMATOR (DATE LAST EMPLOYED 01-Jul-2025)	103,752.74	103,752.74	0.00	93,380.99	0.00	5,891.32	99,272.31
0000351177	*CUSTOMER INFORMATION OPERATOR	38,105.60	43,180.80	5,075.20	41,411.11	2,148.42	0.00	43,559.53
0000357289	MECHANICAL ENGINEER IV	80,000.18	80,000.18	0.00	49,231.10	0.00	0.00	49,231.10
0000330454	*RAIL STATION CLEANER	39,416.00	40,601.60	1,185.60	42,303.34	17,928.75	0.00	60,232.09
0000330923	TRANSIT POLICE SERGEANT	78,478.40	99,444.80	20,966.40	99,541.93	70,622.94	7,498.96	177,663.83
0000335515	*JOURNEYMAN ET-RAIL CAR MAINT	62,004.80	63,876.80	1,872.00	69,398.45	29,800.38	400.00	99,598.83
0000316222	*JOURNEYMAN MACHINIST	63,044.80	64,916.80	1,872.00	73,959.55	35,585.73	400.00	109,945.28

METROPOLITAN ATLANTA RAPID TRANSIT AUTHORITY (MARTA)

AS OF : 30-JUN-

MARTOC REPORT

DATE PRINTED : 24-JUL-2025

EE NUMBER	TITLE	FY 24 BASE SALARY	FY 25 BASE SALARY	DIFFERENCE +/-	REGULAR EARNINGS	OVERTIME EARNINGS	OTHER EARNINGS	TOTAL EARNINGS
0000315747	CONTRACT EMP PT POLICE OFFICER (DATE LAST EMPLOYED 03-Jul-2025)	0.00	0.00	0.00	64,212.98	0.00	0.00	64,212.98
0000354940	*MATERIAL CONTROLLER	50,460.80	54,246.40	3,785.60	54,750.62	1,554.19	0.00	56,304.81
0000324011	OFFICE ADMINISTRATOR II	57,753.02	68,000.14	10,247.12	64,828.24	0.00	9,939.21	74,767.45
0000305695	TRANSIT SERVICE SPECIALIST	48,438.00	48,438.00	0.00	48,431.00	503.01	5,589.00	54,523.01
0000355835	*BUS OPERATOR (DATE LAST EMPLOYED 26-Jun-2025)	41,600.00	42,848.00	1,248.00	43,945.20	10,400.47	0.00	54,345.67
0000327739	DEPARTMENT ADMINISTRATOR	83,152.42	83,152.42	0.00	83,100.53	0.00	4,164.04	87,264.57
0000344259	*SERVICEPERSON I	43,700.80	45,032.00	1,331.20	45,785.41	2,166.24	0.00	47,951.65
0000343634	*JOURNEYMAN ET-RAIL CAR MAINT	58,552.00	62,025.60	3,473.60	65,797.24	8,048.25	400.00	74,245.49
0000332115	SUPV RAIL LINE	66,747.20	66,747.20	0.00	68,438.27	24,499.93	0.00	92,938.20
0000349002	*RAIL STATION CLEANER	37,502.40	40,601.60	3,099.20	43,593.62	7,605.75	0.00	51,199.37
0000332124	*BUS OPERATOR	56,888.00	58,614.40	1,726.40	56,531.33	10,642.06	3,374.96	70,548.35
0000324947	*JOURNEYMAN ET-RADIO MAINT	62,004.80	64,396.80	2,392.00	69,434.98	47,552.05	400.00	117,387.03
0000333589	ACCOUNTANT III	85,372.30	85,372.30	0.00	83,675.75	0.00	9,850.70	93,526.45
0000344801	*BUS OPERATOR	53,081.60	58,614.40	5,532.80	63,337.43	15,894.73	0.00	79,232.16
0000345895	*JOURNEYMAN BUS TECHNICIAN	58,988.80	62,982.40	3,993.60	60,188.17	17,507.21	400.00	78,095.38
0000336095	*BUS OPERATOR	56,888.00	58,614.40	1,726.40	53,752.06	12,963.85	6,080.24	72,796.15
0000304146	*RAIL OPERATOR	57,928.00	59,654.40	1,726.40	55,032.09	9,847.40	8,002.69	72,882.18
0000334124	*JOURNEYMAN TRACK MAINTAINER	62,004.80	63,876.80	1,872.00	57,330.95	20,959.67	0.00	78,290.62
0000333338	HR GENERALIST III-PRF ANALYTIC	80,634.06	80,634.06	0.00	80,585.51	0.00	0.00	80,585.51
0000354546	*BUS OPERATOR	41,600.00	46,779.20	5,179.20	49,558.44	16,842.00	164.80	66,565.24
0000356808	*BUS OPERATOR	42,848.00	42,848.00	0.00	37,564.71	7,726.65	0.00	45,291.36
0000334755	*BUS OPERATOR	56,888.00	58,614.40	1,726.40	56,079.60	7,659.53	3,104.61	66,843.74
0000323713	SUPV RAIL LINE	70,824.00	70,824.00	0.00	60,865.02	14,100.17	8,512.50	83,477.69
0000355680	*BUS OPERATOR	41,600.00	42,848.00	1,248.00	44,573.72	10,375.04	0.00	54,948.76
0000350739	*BUS OPERATOR	41,600.00	46,779.20	5,179.20	44,077.20	7,356.20	2,303.92	53,737.32
0000340925	*JOURNEYMAN ET-RADIO MAINT	62,004.80	63,876.80	1,872.00	71,489.06	78,992.95	400.00	150,882.01
0000349654	CJIT-CALL TAKER (DATE LAST EMPLOYED 13-Jun-2025)	51,209.60	51,209.60	0.00	39,729.08	2,158.71	3,348.32	45,236.11
0000354144	*BUS OPERATOR	41,600.00	46,779.20	5,179.20	47,047.74	9,752.69	0.00	56,800.43
0000352133	*BUS OPERATOR (DATE LAST EMPLOYED 08-Jan-2025)	41,600.00	46,779.20	5,179.20	30,470.60	7,525.90	0.00	37,996.50
0000317428	*SERVICEPERSON I	43,700.80	45,552.00	1,851.20	51,513.87	19,379.21	0.00	70,893.08
0000304080	*RAIL STATION CLEANER	40,456.00	41,641.60	1,185.60	42,567.20	0.00	0.00	42,567.20
0000349692	PARALEGAL	82,816.50	82,816.50	0.00	82,934.48	0.00	1,698.80	84,633.28
0000347381	SOCIAL MEDIA SPECIALIST	70,705.96	70,705.96	0.00	70,670.25	0.00	2,356.87	73,027.12
0000356947	*SERVICEPERSON VII GROUNDSKEEPR	43,784.00	43,784.00	0.00	33,503.34	1,320.68	160.08	34,984.10

METROPOLITAN ATLANTA RAPID TRANSIT AUTHORITY (MARTA)

AS OF : 30-JUN-

MARTOC REPORT

DATE PRINTED : 24-JUL-2025

EE NUMBER	TITLE	FY 24 BASE SALARY	FY 25 BASE SALARY	DIFFERENCE +/-	REGULAR EARNINGS	OVERTIME EARNINGS	OTHER EARNINGS	TOTAL EARNINGS
0000355072	MOBILITY CUSTOMER CARE REP	51,480.00	51,480.00	0.00	51,811.70	3,510.45	0.00	55,322.15
0000334167	*BUS OPERATOR	56,888.00	58,614.40	1,726.40	62,414.47	25,699.67	1,127.20	89,241.34
0000305627	*BUS OPERATOR (DATE LAST EMPLOYED 01-Nov-2024)	57,928.00	59,654.40	1,726.40	27,049.51	4,286.71	458.88	31,795.10
0000329219	*JOURNEYMAN BUS TECHNICIAN	61,131.20	62,982.40	1,851.20	66,650.24	53,019.94	400.00	120,070.18
0000349237	SR DIR CUST EXP INNOVATION	191,889.36	191,889.36	0.00	191,696.19	0.00	0.00	191,696.19
0000315910	SUPV LIGHT RAIL TRANSPORTATION	66,747.20	66,747.20	0.00	69,986.29	8,332.48	2,727.65	81,046.42
0000308759	DIR CIP BUDGET	159,908.06	159,908.06	0.00	146,225.51	0.00	19,681.20	165,906.71
0000321365	RAIL SERVICES CONTROLLER	93,080.00	93,080.00	0.00	94,088.41	6,803.37	11,635.00	112,526.78
0000335047	TRANSIT POLICE SERGEANT	83,137.60	99,444.80	16,307.20	91,273.32	36,188.82	9,544.50	137,006.64
0000316650	DIVISION DISPATCHER	75,628.80	75,628.80	0.00	88,124.08	20,418.93	5,817.60	114,360.61
0000349209	*JOURNEYMAN BUS TECHNICIAN	58,822.40	60,777.60	1,955.20	66,780.28	21,099.37	400.00	88,279.65
0000334973	SUPT BUS TRANSPORTATION	81,178.24	89,296.22	8,117.98	86,123.99	0.00	6,868.94	92,992.93
0000321039	*SERVICEPERSON I (A)	44,283.20	46,134.40	1,851.20	46,344.44	2,212.77	709.76	49,266.97
0000304103	TRANSIT POLICE MAJOR	127,456.16	146,574.74	19,118.58	135,060.60	0.00	31,112.42	166,173.02
0000304930	*MATERIAL CONTROLLER	57,969.60	59,696.00	1,726.40	58,460.50	688.80	3,444.00	62,593.30
0000354894	CONTRACT SPECIALIST II (DATE LAST EMPLOYED 14-May-2025)	82,800.38	75,291.58	-7,508.80	70,602.09	0.00	3,982.75	74,584.84
0000305904	SUPT RAIL CAR MAINT	93,105.48	102,416.08	9,310.60	96,083.80	0.00	15,517.61	111,601.41
0000356164	MOBILITY SERVICE AGENT	48,009.00	48,009.00	0.00	42,918.80	823.01	0.00	43,741.81
0000328134	TRANSIT POLICE OFFICER SPECIAL	78,478.40	90,251.20	11,772.80	89,326.77	52,049.47	1,084.74	142,460.98
0000337913	TRANSIT POLICE DETECTIVE	75,441.60	90,251.20	14,809.60	83,250.40	33,705.78	6,225.04	123,181.22
0000334692	*STATION AGENT	50,419.20	51,937.60	1,518.40	53,441.38	9,555.66	0.00	62,997.04
0000316163	SVC DESK SUPPORT AGENT	56,238.00	56,238.00	0.00	56,335.86	0.00	0.00	56,335.86
0000323616	*BUS OPERATOR	56,888.00	59,134.40	2,246.40	57,611.30	24,912.14	5,458.56	87,982.00
0000304440	GEN FOREMAN ELECTRICAL POWER	84,303.70	84,303.70	0.00	84,250.15	0.00	4,458.38	88,708.53
0000336153	*JOURNEYMAN ET-RAIL CAR MAINT	62,004.80	63,876.80	1,872.00	65,586.24	656.48	400.00	66,642.72
0000351256	CUSTOMER CARE REP	51,168.00	51,168.00	0.00	52,014.27	865.92	0.00	52,880.19
0000321899	*BUS OPERATOR	56,888.00	59,134.40	2,246.40	49,397.74	6,811.50	4,767.60	60,976.84
0000341163	*BUS OPERATOR	56,888.00	58,614.40	1,726.40	54,228.59	5,921.19	2,685.37	62,835.15
0000349070	TRANSIT POLICE OFFICER	57,324.80	68,598.40	11,273.60	63,026.32	21,638.82	2,917.00	87,582.14
0000350121	*BUS OPERATOR	45,406.40	50,731.20	5,324.80	52,132.45	28,792.97	0.00	80,925.42
0000306252	*BUS OPERATOR	57,928.00	59,654.40	1,726.40	64,175.80	24,083.14	0.00	88,258.94
0000331377	ELECTRICAL MAINTENANCE INSPECT	71,545.50	71,545.50	0.00	71,672.90	16,764.47	0.00	88,437.37
0000346279	*JOURNEYMAN TRACK MAINTAINER	60,216.00	63,876.80	3,660.80	54,517.79	8,209.32	1,964.78	64,691.89
0000345282	TECHNICAL WRITER	99,878.74	99,878.74	0.00	99,805.09	0.00	8,195.20	108,000.29
0000345663	TRANSIT POLICE OFFICER	62,025.60	74,214.40	12,188.80	73,055.01	14,915.79	713.60	88,684.40

METROPOLITAN ATLANTA RAPID TRANSIT AUTHORITY (MARTA)

MARTOC REPORT

AS OF : 30-JUN-

DATE PRINTED : 24-JUL-2025

EE NUMBER	TITLE	FY 24 BASE SALARY	FY 25 BASE SALARY	DIFFERENCE +/-	REGULAR EARNINGS	OVERTIME EARNINGS	OTHER EARNINGS	TOTAL EARNINGS
0000335218	SUPV BUS TRANSPORTATION	72,800.00	72,800.00	0.00	75,937.26	4,690.12	0.00	80,627.38
0000357494	*BUS OPERATOR	42,848.00	42,848.00	0.00	21,157.30	1,336.14	0.00	22,493.44
0000338762	*BUS OPERATOR	56,888.00	58,614.40	1,726.40	52,407.74	1,072.83	7,316.95	60,797.52
0000352262	*BUS OPERATOR	41,600.00	46,779.20	5,179.20	50,268.91	11,961.82	0.00	62,230.73
0000347160	*BUS OPERATOR	49,233.60	54,683.20	5,449.60	55,772.30	14,472.23	1,216.32	71,460.85
0000353591	*BUS OPERATOR (DATE LAST EMPLOYED 24-Apr-2025)	41,600.00	46,779.20	5,179.20	19,348.42	2,451.04	0.00	21,799.46
0000321841	MGR AUDIT (DATE LAST EMPLOYED 06-May-2025)	116,390.56	116,390.56	0.00	59,910.86	0.00	29,312.73	89,223.59
0000302037	*RAIL OPERATOR	57,928.00	59,654.40	1,726.40	59,334.19	9,859.34	1,142.00	70,335.53
0000340775	SR SAFETY OPS OFFICER BUS/RAIL	109,687.50	120,656.38	10,968.88	112,998.70	1,321.88	0.00	114,320.58
0000357657	*SERVICEPERSON I	41,163.20	41,163.20	0.00	18,762.69	1,869.28	0.00	20,631.97
0000302492	*REVENUE AGENT	56,659.20	58,344.00	1,684.80	59,598.25	1,714.59	0.00	61,312.84
0000305660	FOREMAN TRAIN CONTROL	76,627.20	76,627.20	0.00	81,428.90	22,426.60	7,736.40	111,591.90
0000333055	*BUS OPERATOR	45,406.40	50,731.20	5,324.80	54,552.70	28,657.00	0.00	83,209.70
0000354408	*BUS OPERATOR	41,600.00	46,779.20	5,179.20	47,609.10	15,030.91	0.00	62,640.01
0000348315	*CUSTOMER INFORMATION OPERATOR	41,912.00	44,865.60	2,953.60	30,812.60	334.76	2,359.44	33,506.80
0000350551	*SERVICEPERSON I	37,502.40	43,284.80	5,782.40	41,750.65	1,017.84	0.00	42,768.49
0000347981	*RAIL STATION CLEANER	39,416.00	40,601.60	1,185.60	42,924.49	9,457.65	0.00	52,382.14
0000338760	RAIL SERVICES CONTROLLER	68,598.40	76,065.60	7,467.20	84,396.33	25,091.63	2,168.16	111,656.12
0000315331	*SERVICEPERSON II	44,740.80	46,072.00	1,331.20	42,769.30	498.38	2,851.13	46,118.81
0000335454	SUPV CUSTOMER INFO CENTR	70,207.54	70,207.54	0.00	69,911.58	0.00	260.90	70,172.48
0000302280	INSTRUCTOR BUS OPERATIONS	86,465.60	86,465.60	0.00	85,700.04	0.00	0.00	85,700.04
0000348674	*BUS OPERATOR	45,406.40	50,731.20	5,324.80	54,469.93	20,288.97	0.00	74,758.90
0000338233	SUPV BUS MAINTENANCE (DATE LAST EMPLOYED 01-Jan-2025)	64,126.40	64,126.40	0.00	40,388.80	10,025.79	20,551.28	70,965.87
0000347155	SUPV SECURITY TECHNICIAN	85,702.50	85,702.50	0.00	93,225.26	4,830.81	7,032.00	105,088.07
0000334415	*STATION AGENT	50,419.20	51,937.60	1,518.40	51,300.96	14,307.90	2,391.28	68,000.14
0000331539	TRANSIT POLICE OFFICER SPECIAL	78,478.40	90,251.20	11,772.80	83,334.64	31,493.09	5,803.85	120,631.58
0000341468	*RAIL OPERATOR	56,888.00	58,614.40	1,726.40	63,565.93	42,296.22	3,412.46	109,274.61
0000354671	DISPATCHER-RAIL TRANSPORTATION	66,747.20	66,747.20	0.00	67,778.95	10,616.94	256.72	78,652.61
0000326657	*BUS OPERATOR	56,888.00	58,614.40	1,726.40	63,585.37	18,332.96	1,352.64	83,270.97
0000327838	*JOURNEYMAN SUPPORT EQUIPMENT	62,004.80	63,876.80	1,872.00	64,152.17	1,831.11	400.00	66,383.28
0000307043	*SERVICEPERSON I	43,700.80	45,032.00	1,331.20	48,063.95	12,241.23	779.40	61,084.58
0000333880	*BUS OPERATOR	56,888.00	58,614.40	1,726.40	60,658.20	20,877.25	2,705.28	84,240.73
0000356757	*RAIL STATION CLEANER	36,857.60	36,857.60	0.00	33,095.65	7,112.76	0.00	40,208.41
0000349189	*BUS OPERATOR	45,406.40	50,731.20	5,324.80	52,818.94	26,283.61	0.00	79,102.55

METROPOLITAN ATLANTA RAPID TRANSIT AUTHORITY (MARTA)

AS OF : 30-JUN-

MARTOC REPORT

DATE PRINTED : 24-JUL-2025

EE NUMBER	TITLE	FY 24 BASE SALARY	FY 25 BASE SALARY	DIFFERENCE +/-	REGULAR EARNINGS	OVERTIME EARNINGS	OTHER EARNINGS	TOTAL EARNINGS
0000335863	*BUS OPERATOR	56,888.00	58,614.40	1,726.40	64,993.70	22,504.43	1,652.75	89,150.88
0000329418	*JOURNEYMAN RAIL CAR MECHANIC	62,004.80	63,876.80	1,872.00	64,844.08	6,794.60	400.00	72,038.68
0000353283	COMMUNICATIONS COORD IOC (DATE LAST EMPLOYED 14-Jun-2025)	58,406.40	58,406.40	0.00	58,077.52	1,732.41	0.00	59,809.93
0000343386	*BUS OPERATOR	56,888.00	58,614.40	1,726.40	62,595.44	13,925.41	3,832.48	80,353.33
0000355083	*BUS OPERATOR (DATE LAST EMPLOYED 06-Oct-2024)	41,600.00	42,848.00	1,248.00	15,600.70	4,442.96	0.00	20,043.66
0000350038	MGR AUTOMATED PKG & REV CTRL	79,525.42	92,793.22	13,267.80	81,320.01	0.00	12,235.89	93,555.90
0000335879	TRANSIT POLICE OFFICER	69,763.20	83,428.80	13,665.60	81,744.84	20,547.63	0.00	102,292.47
0000322124	DIVISION DISPATCHER	74,984.00	74,984.00	0.00	79,396.54	2,208.11	6,356.45	87,961.10
0000356289	*BUS OPERATOR	42,848.00	42,848.00	0.00	41,170.14	11,678.75	0.00	52,848.89
0000343953	*BUS OPERATOR (DATE LAST EMPLOYED 12-Mar-2025)	56,888.00	58,614.40	1,726.40	39,260.85	9,280.22	2,798.69	51,339.76
0000349858	SR IT PROGRAM MANAGER	134,550.52	134,550.52	0.00	134,431.84	0.00	0.00	134,431.84
0000351006	*SERVICEPERSON IV	42,016.00	47,840.00	5,824.00	47,645.33	3,909.58	0.00	51,554.91
0000303705	DIR RISK MANAGEMENT	154,164.40	154,164.40	0.00	154,020.29	0.00	5,929.41	159,949.70
0000331923	*LIGHT RAIL OPERATOR	53,081.60	58,614.40	5,532.80	50,162.67	877.16	7,571.52	58,611.35
0000341705	*RAIL OPERATOR	56,888.00	58,614.40	1,726.40	62,748.29	11,123.99	0.00	73,872.28
0000351762	MEDIA COMMUNICATIONS SPEC	77,625.34	77,625.34	0.00	77,580.63	0.00	4,603.40	82,184.03
0000340896	*JOURNEYMAN RAIL CAR MECHANIC	62,004.80	63,876.80	1,872.00	64,809.03	2,372.35	400.00	67,581.38
0000302079	*BUS OPERATOR	57,928.00	59,654.40	1,726.40	60,891.79	5,257.75	0.00	66,149.54
0000342923	*JOURNEYMAN ELEC POWER ELECT	62,004.80	63,876.80	1,872.00	67,972.41	53,032.43	400.00	121,404.84
0000326209	*JOURNEYMAN RAIL CAR MECHANIC	58,552.00	62,025.60	3,473.60	63,633.39	2,991.41	400.00	67,024.80
0000332664	SUPV RAIL LINE	71,510.40	71,510.40	0.00	79,058.61	25,208.92	4,125.60	108,393.13
0000356743	*JOURNEYMAN ELEC POWER ELECT	56,056.00	56,056.00	0.00	50,652.47	3,830.28	0.00	54,482.75
0000349274	*JOURNEYMAN ELEC POWER ELECT	58,988.80	63,876.80	4,888.00	67,971.32	60,278.08	400.00	128,649.40
0000343334	SR DISABILITY SPECIALIST	74,029.80	74,029.80	0.00	72,565.88	0.00	6,548.79	79,114.67
0000340734	SUPV CAR REPAIR INSPECTION	68,744.00	68,744.00	0.00	72,758.68	8,157.45	0.00	80,916.13
0000332670	*BUS OPERATOR	56,888.00	58,614.40	1,726.40	61,924.66	20,917.36	0.00	82,842.02
0000356167	*JOURNEYMAN BUS TECHNICIAN	54,412.80	56,056.00	1,643.20	54,976.75	7,282.54	0.00	62,259.29
0000355236	*JOURNEYMAN BUS TECHNICIAN	54,412.80	56,056.00	1,643.20	57,861.87	13,027.04	400.00	71,288.91
0000349637	*BUS OPERATOR	45,406.40	50,731.20	5,324.80	49,665.23	13,099.49	490.24	63,254.96
0000356042	OPERATIONS PLANNING ANALYST	72,020.00	72,020.00	0.00	71,503.63	0.00	554.00	72,057.63
0000357653	*BUS OPERATOR	42,848.00	42,848.00	0.00	19,360.28	3,315.92	0.00	22,676.20
0000330977	*BUS OPERATOR	56,888.00	58,614.40	1,726.40	28,697.11	3,382.83	895.13	32,975.07
0000335144	*SERVICEPERSON I	43,700.80	45,032.00	1,331.20	47,303.31	6,931.66	0.00	54,234.97
0000347396	*BUS OPERATOR	49,233.60	54,683.20	5,449.60	41,930.12	3,082.58	2,746.88	47,759.58

METROPOLITAN ATLANTA RAPID TRANSIT AUTHORITY (MARTA)

AS OF : 30-JUN-

MARTOC REPORT

DATE PRINTED : 24-JUL-2025

EE NUMBER	TITLE	FY 24 BASE SALARY	FY 25 BASE SALARY	DIFFERENCE +/-	REGULAR EARNINGS	OVERTIME EARNINGS	OTHER EARNINGS	TOTAL EARNINGS
0000323244	*BUS OPERATOR	56,888.00	59,134.40	2,246.40	59,305.15	19,157.54	3,639.04	82,101.73
0000321143	*JOURNEYMAN TRACK MAINTAINER	62,004.80	64,396.80	2,392.00	67,986.74	1,042.32	0.00	69,029.06
0000313197	*PT BUS OPERATOR	0.00	0.00	0.00	27,994.81	355.37	0.00	28,350.18
0000335302	*BUS OPERATOR	56,888.00	58,614.40	1,726.40	41,837.89	205.86	5,178.48	47,222.23
0000357308	AUDITOR II	70,000.06	70,000.06	0.00	43,077.13	0.00	0.00	43,077.13
0000355105	*JOURNEYMAN SUPPORT EQUIPMENT (DATE LAST EMPLOYED 01-Nov-2024)	54,412.80	56,056.00	1,643.20	21,782.70	1,700.90	0.00	23,483.60
0000334628	DIR BUS MAINTENANCE	125,675.16	165,000.16	39,325.00	144,821.06	0.00	15,127.86	159,948.92
0000357285	*CUSTOMER INFORMATION OPERATOR	37,252.80	37,252.80	0.00	22,146.44	2,256.73	0.00	24,403.17
0000350445	*BUS OPERATOR	45,406.40	50,731.20	5,324.80	47,148.94	8,178.52	3,387.92	58,715.38
0000320480	TRANSIT POLICE LIEUTENANT	90,417.60	108,201.60	17,784.00	109,329.05	32,647.56	10,946.10	152,922.71
0000336510	*BUS OPERATOR	56,888.00	58,614.40	1,726.40	58,958.43	13,756.40	1,352.64	74,067.47
0000340094	*BUS OPERATOR	56,888.00	58,614.40	1,726.40	56,205.68	21,212.76	5,216.37	82,634.81
0000304105	QUALITY CONTROL INSPECTOR	80,554.50	80,554.50	0.00	80,505.57	0.00	9,914.42	90,419.99
0000355385	HR GENERALIST II - TALENT ACQ	55,662.88	65,273.00	9,610.12	60,154.49	0.00	1,783.78	61,938.27
0000349004	*SERVICEPERSON I	43,700.80	45,032.00	1,331.20	44,589.98	4,988.46	0.00	49,578.44
0000315525	*JOURNEYMAN ET-TELEPHONE MAINT	63,044.80	64,916.80	1,872.00	65,476.30	33,121.68	3,974.75	102,572.73
0000348234	*JOURNEYMAN TRACK WALKER	60,216.00	62,025.60	1,809.60	65,598.74	9,568.36	0.00	75,167.10
0000335116	*BUS OPERATOR	56,888.00	58,614.40	1,726.40	54,934.95	2,923.23	3,621.13	61,479.31
0000303714	CUSTOMER ENGAGEMENT MANAGER	104,730.86	104,730.86	0.00	114,649.17	0.00	19,872.04	134,521.21
0000336456	SAFETY OPERATIONAL OFFICER (DATE LAST EMPLOYED 21-Feb-2025)	86,950.50	86,950.50	0.00	70,225.87	2,274.10	18,067.89	90,567.86
0000321301	*SERVICEPERSON IV	46,446.40	48,360.00	1,913.60	53,809.40	4,560.58	0.00	58,369.98
0000312501	FARE COLLECTION COORDINATOR OP	64,116.00	64,116.00	0.00	64,285.28	2,996.19	0.00	67,281.47
0000337723	*JOURNEYMAN ET-TELEPHONE MAINT	62,004.80	63,876.80	1,872.00	68,026.41	5,125.54	2,365.44	75,517.39
0000327313	*JOURNEYMAN RAIL CAR MECHANIC	62,004.80	63,876.80	1,872.00	70,176.90	26,667.19	645.68	97,489.77
0000318947	*RAIL OPERATOR	56,888.00	59,134.40	2,246.40	53,236.87	4,945.65	6,112.91	64,295.43
0000353424	IT BUSINESS ANALYST II	78,005.46	78,005.46	0.00	77,660.39	0.00	300.03	77,960.42
0000330296	*JOURNEYMAN ET-TRAIN CONTROL (DATE LAST EMPLOYED 01-Jan-2025)	62,004.80	63,876.80	1,872.00	29,712.33	0.00	3,778.10	33,490.43
0000341951	HR INFO SYSTEMS SPEC II	59,446.40	59,446.40	0.00	59,196.48	0.00	228.64	59,425.12
0000332724	*JOURNEYMAN ET-TRAIN CONTROL	62,004.80	63,876.80	1,872.00	59,666.38	22,361.44	2,733.96	84,761.78
0000314192	*BUS OPERATOR	56,888.00	59,134.40	2,246.40	52,732.75	5,305.72	8,835.60	66,874.07
0000306004	CONTRACT SUPV OPERATIONS	0.00	0.00	0.00	58,252.85	9,932.61	0.00	68,185.46
0000335580	*BUS OPERATOR	56,888.00	58,614.40	1,726.40	56,419.28	16,259.13	3,753.14	76,431.55
0000334665	*BUS OPERATOR	56,888.00	58,614.40	1,726.40	62,808.43	17,412.14	0.00	80,220.57
0000356940	*PT BUS OPERATOR (DATE LAST EMPLOYED 07-Apr-2025)	26,780.00	26,780.00	0.00	19,300.26	1,321.02	0.00	20,621.28

METROPOLITAN ATLANTA RAPID TRANSIT AUTHORITY (MARTA)

AS OF : 30-JUN-

MARTOC REPORT

DATE PRINTED : 24-JUL-2025

EE NUMBER	TITLE	FY 24 BASE SALARY	FY 25 BASE SALARY	DIFFERENCE +/-	REGULAR EARNINGS	OVERTIME EARNINGS	OTHER EARNINGS	TOTAL EARNINGS
0000326786	*BUS OPERATOR	56,888.00	58,614.40	1,726.40	55,143.99	12,894.32	5,324.06	73,362.37
0000336231	DIR LEARNING & DEVELOPMENT	141,622.26	141,622.26	0.00	141,494.22	0.00	0.00	141,494.22
0000343064	INSTRUCTOR BUS OPERATIONS	66,747.20	72,176.00	5,428.80	71,290.35	15,419.86	2,044.10	88,754.31
0000322817	INSTRUCTOR BUS OPERATIONS	68,598.40	74,027.20	5,428.80	79,623.74	13,593.55	1,253.24	94,470.53
0000345741	*STATION AGENT	46,176.00	51,937.60	5,761.60	45,322.11	46,749.94	0.00	92,072.05
0000350723	*BUS OPERATOR	41,600.00	46,779.20	5,179.20	45,396.68	8,353.70	2,066.62	55,817.00
0000348816	*BUS OPERATOR	45,406.40	50,731.20	5,324.80	52,026.71	12,682.42	1,684.72	66,393.85
0000351658	TRANSIT POLICE OFFICER	55,140.80	65,936.00	10,795.20	64,886.70	11,741.50	0.00	76,628.20
0000342615	TRANSIT POLICE OFFICER SPECIAL	59,633.60	71,344.00	11,710.40	63,985.99	16,939.05	5,676.10	86,601.14
0000349914	TRANSIT POLICE OFFICER	53,040.00	63,419.20	10,379.20	60,688.95	10,451.03	5,031.66	76,171.64
0000335556	SUPV BUS TRANSPORTATION	68,598.40	68,598.40	0.00	75,363.83	27,762.75	7,255.60	110,382.18
0000330613	*JOURNEYMAN ET-RADIO MAINT	62,004.80	63,876.80	1,872.00	69,510.58	18,371.06	400.00	88,281.64
0000343681	*BUS OPERATOR	56,888.00	58,614.40	1,726.40	62,345.16	17,359.20	0.00	79,704.36
0000330971	*BUS OPERATOR	56,888.00	58,614.40	1,726.40	64,715.97	30,216.96	0.00	94,932.93
0000355375	*BUS OPERATOR	42,848.00	42,848.00	0.00	19,097.03	1,196.20	0.00	20,293.23
0000326484	RAIL SERVICES CONTROLLER	97,531.20	97,531.20	0.00	58,293.65	0.00	0.00	58,293.65
0000351653	*RAIL OPERATOR	41,600.00	46,779.20	5,179.20	49,029.01	13,017.97	0.00	62,046.98
0000341878	*RAIL OPERATOR	56,888.00	58,614.40	1,726.40	51,125.68	6,006.66	10,048.60	67,180.94
0000351233	*RAIL OPERATOR	41,600.00	46,779.20	5,179.20	50,064.74	23,047.40	199.49	73,311.63
0000353586	RIDESTORE CUSTOMER CARE SPEC	31,200.00	50,524.50	19,324.50	41,295.00	755.56	1,842.99	43,893.55
0000335267	SR TECH PROJECT MANAGER	131,581.06	131,581.06	0.00	131,466.67	0.00	0.00	131,466.67
0000304711	TRANSIT POLICE OFFICER	75,441.60	86,777.60	11,336.00	84,441.28	51,403.38	7,472.00	143,316.66
0000337439	*BUS OPERATOR	56,888.00	58,614.40	1,726.40	63,355.70	20,307.42	0.00	83,663.12
0000348392	*BUS OPERATOR	45,406.40	50,731.20	5,324.80	50,024.70	10,720.07	0.00	60,744.77
0000341115	CJIT TEAM LEAD	58,427.20	63,044.80	4,617.60	64,794.62	22,273.66	2,982.08	90,050.36
0000348397	*BUS OPERATOR	41,600.00	46,779.20	5,179.20	42,299.25	19,111.30	3,832.09	65,242.64
0000337234	*BUS OPERATOR	42,848.00	42,848.00	0.00	23,351.43	13,106.61	0.00	36,458.04
0000357130	*BUS OPERATOR	42,848.00	42,848.00	0.00	29,696.05	3,320.58	0.00	33,016.63
0000322980	*JOURNEYMAN BUS TECHNICIAN	61,131.20	63,502.40	2,371.20	65,670.79	24,688.14	400.00	90,758.93
0000349907	*BUS OPERATOR	41,600.00	46,779.20	5,179.20	24,063.75	9,722.71	0.00	33,786.46
0000356949	*SERVICEPERSON VII GROUNDSKEEPR	43,784.00	43,784.00	0.00	33,955.16	3,224.11	0.00	37,179.27
0000352598	*BUS OPERATOR	41,600.00	46,779.20	5,179.20	45,349.32	4,204.09	0.00	49,553.41
0000351406	REVENUE OPERATIONS CONTROLLER	72,247.24	72,247.24	0.00	69,847.61	0.00	2,361.98	72,209.59
0000305676	*JOURNEYMAN BUS TECHNICIAN (DATE LAST EMPLOYED 01-May-2025)	62,171.20	64,022.40	1,851.20	59,011.99	2,388.01	2,862.40	64,262.40
0000331045	*SERVICEPERSON I (A)	44,283.20	45,614.40	1,331.20	46,478.76	131.58	0.00	46,610.34

METROPOLITAN ATLANTA RAPID TRANSIT AUTHORITY (MARTA)

MARTOC REPORT

AS OF : 30-JUN-

DATE PRINTED : 24-JUL-2025

EE NUMBER	TITLE	FY 24 BASE SALARY	FY 25 BASE SALARY	DIFFERENCE +/-	REGULAR EARNINGS	OVERTIME EARNINGS	OTHER EARNINGS	TOTAL EARNINGS
0000305498	*BUS OPERATOR	57,928.00	59,654.40	1,726.40	50,306.17	8,789.52	4,326.16	63,421.85
0000356283	*BUS OPERATOR	42,848.00	42,848.00	0.00	34,862.28	3,649.68	0.00	38,511.96
0000355841	*BUS OPERATOR	41,600.00	42,848.00	1,248.00	22,805.72	3,580.43	0.00	26,386.15
0000357044	TRANSIT POLICE OFFICER	61,006.40	61,006.40	0.00	42,150.00	1,935.79	0.00	44,085.79
0000332250	*BUS OPERATOR	56,888.00	58,614.40	1,726.40	60,544.16	10,959.83	450.88	71,954.87
0000353905	*RAIL OPERATOR	41,600.00	46,779.20	5,179.20	47,725.48	9,933.34	0.00	57,658.82
0000341799	*BUS OPERATOR	56,888.00	58,614.40	1,726.40	57,950.54	4,629.51	3,374.96	65,955.01
0000348445	QA SPECIALIST	69,428.32	69,428.32	0.00	69,394.29	0.00	2,670.33	72,064.62
0000329574	*BUS OPERATOR	56,888.00	58,614.40	1,726.40	32,102.78	8,812.51	2,022.32	42,937.61
0000349508	(DATE LAST EMPLOYED 01-Jan-2025) SUPPORT ANALYST II	61,132.24	61,132.24	0.00	52,174.24	0.00	4,467.46	56,641.70
0000354414	*BUS OPERATOR	42,848.00	42,848.00	0.00	20,582.10	2,353.39	0.00	22,935.49
0000357650	(DATE LAST EMPLOYED 29-Jan-2025) *BUS OPERATOR	42,848.00	42,848.00	0.00	18,935.88	1,697.05	0.00	20,632.93
0000304954	*SERVICEPERSON IV	47,486.40	48,880.00	1,393.60	50,791.12	10,620.14	752.00	62,163.26
0000348366	SUPT STATION ZONE SERVICES	81,685.50	81,685.50	0.00	81,704.55	0.00	10,147.95	91,852.50
0000326540	*JOURNEYMAN RAIL CAR MECHANIC	58,552.00	62,025.60	3,473.60	62,046.75	1,175.94	400.00	63,622.69
0000323584	*BUS OPERATOR	56,888.00	59,134.40	2,246.40	59,800.11	12,913.37	0.00	72,713.48
0000349535	*RAIL OPERATOR	45,406.40	50,731.20	5,324.80	36,410.84	6,523.63	179.92	43,114.39
0000337477	*BUS OPERATOR	56,888.00	58,614.40	1,726.40	62,299.58	15,281.09	0.00	77,580.67
0000356879	*BUS OPERATOR	42,848.00	42,848.00	0.00	19,860.88	1,411.23	0.00	21,272.11
0000347242	(DATE LAST EMPLOYED 23-Feb-2025) SR REDUCED FARE REPRESENTATIVE	46,156.50	46,156.50	0.00	46,518.71	1,597.76	1,183.50	49,299.97
0000305723	*JOURNEYMAN ET-RADIO MAINT	63,044.80	64,916.80	1,872.00	72,660.76	41,522.88	400.00	114,583.64
0000342134	SUPV CAR REPAIR INSPECTION	68,057.60	68,057.60	0.00	73,482.18	6,623.82	4,090.00	84,196.00
0000355683	*BUS OPERATOR	41,600.00	42,848.00	1,248.00	44,034.37	6,566.03	0.00	50,600.40
0000340067	DISPATCHER RADIO COMMUNICATION	62,774.40	63,960.00	1,185.60	65,453.34	7,191.26	1,207.20	73,851.80
0000355930	TRANSIT POLICE OFFICER	41,600.00	61,006.40	19,406.40	47,256.00	10,065.00	0.00	57,321.00
0000343525	*BUS OPERATOR	56,888.00	58,614.40	1,726.40	38,510.29	3,113.32	2,254.40	43,878.01
0000330969	SUPT BUS TRANSPORTATION	80,623.92	80,623.92	0.00	79,345.24	0.00	12,006.65	91,351.89
0000337435	*BUS OPERATOR	56,888.00	58,614.40	1,726.40	39,912.48	10,772.99	0.00	50,685.47
0000304071	*REVENUE AGENT	56,659.20	58,344.00	1,684.80	62,348.01	5,966.19	0.00	68,314.20
0000303293	CONTRACT PROFESSIONAL	0.00	0.00	0.00	50,481.60	0.00	0.00	50,481.60
0000331380	(DATE LAST EMPLOYED 21-Mar-2025) *JOURNEYMAN RAIL CAR MECHANIC	62,004.80	63,876.80	1,872.00	70,907.87	46,131.06	400.00	117,438.93
0000346422	*SERVICEPERSON IV	46,446.40	47,840.00	1,393.60	49,845.28	7,812.29	0.00	57,657.57
0000355103	PROCUREMENT ANALYST	79,695.20	79,695.20	0.00	79,647.55	0.00	0.00	79,647.55
0000306272	MGR OPERATING & CAPITAL BUDGET	125,390.72	125,390.72	0.00	125,283.77	0.00	2,411.36	127,695.13

METROPOLITAN ATLANTA RAPID TRANSIT AUTHORITY (MARTA)

MARTOC REPORT

AS OF : 30-JUN-

DATE PRINTED : 24-JUL-2025

EE NUMBER	TITLE	FY 24 BASE SALARY	FY 25 BASE SALARY	DIFFERENCE +/-	REGULAR EARNINGS	OVERTIME EARNINGS	OTHER EARNINGS	TOTAL EARNINGS
0000326635	SUPV BUS TRANSPORTATION	75,732.80	75,732.80	0.00	78,934.58	31,968.08	9,843.08	120,745.74
0000311173	MAINTENANCE PLANNER-RAIL	73,694.40	73,694.40	0.00	73,087.52	3,031.71	9,070.08	85,189.31
0000338899	*STATION AGENT	39,416.00	44,137.60	4,721.60	45,267.97	3,559.53	0.00	48,827.50
0000334537	*BUS OPERATOR	56,888.00	58,614.40	1,726.40	60,442.50	2,352.82	232.89	63,028.21
0000349255	*JOURNEYMAN BUS TECHNICIAN	54,412.80	59,217.60	4,804.80	58,570.23	38,968.77	1,439.16	98,978.16
0000357283	*BUS OPERATOR	42,848.00	42,848.00	0.00	25,452.40	2,593.18	0.00	28,045.58
0000334051	*STATION AGENT	42,848.00	47,569.60	4,721.60	47,178.88	6,725.51	0.00	53,904.39
0000351102	*RAIL STATION CLEANER	35,776.00	40,601.60	4,825.60	32,115.91	6,379.61	4,201.59	42,697.11
0000354329	*BUS OPERATOR	41,600.00	46,779.20	5,179.20	42,544.82	7,246.16	779.73	50,570.71
0000320322	*RAIL STATION CLEANER (DATE LAST EMPLOYED 01-Nov-2024)	39,416.00	41,121.60	1,705.60	19,006.43	2,337.69	0.00	21,344.12
0000304104	*RAIL STATION CLEANER (DATE LAST EMPLOYED 01-Apr-2025)	40,456.00	41,641.60	1,185.60	38,755.12	2,222.22	0.00	40,977.34
0000355118	*LIGHT RAIL OPERATOR (DATE LAST EMPLOYED 04-Jul-2025)	41,600.00	46,779.20	5,179.20	39,947.82	6,112.96	329.60	46,390.38
0000357474	*JOURNEYMAN ELEC POWER ELECT	56,056.00	56,056.00	0.00	29,752.80	2,304.23	0.00	32,057.03
0000357482	*BUS OPERATOR	42,848.00	42,848.00	0.00	23,007.95	3,730.30	0.00	26,738.25
0000351746	GRANT COORDINATOR	86,695.70	86,695.70	0.00	86,639.09	0.00	0.00	86,639.09
0000327681	*JOURNEYMAN ELEC POWER ELECT	62,004.80	63,876.80	1,872.00	68,284.61	59,053.92	400.00	127,738.53
0000319676	INSTRUCTOR AUTO TRAIN CONTROL	86,444.80	86,444.80	0.00	72,842.40	3,117.00	13,878.08	89,837.48
0000337285	*STATION AGENT	50,419.20	51,937.60	1,518.40	50,609.91	0.00	0.00	50,609.91
0000319717	DIR TECH INFRASTRUCTURE & PROD	175,279.26	175,279.26	0.00	175,107.39	0.00	13,483.03	188,590.42
0000333599	*RAIL OPERATOR	56,888.00	58,614.40	1,726.40	63,817.67	36,955.96	225.44	100,999.07
0000315129	DIR EXPANSION PROGRAM MGMT	177,239.40	177,239.40	0.00	177,065.08	0.00	0.00	177,065.08
0000357125	*JOURNEYMAN ELEC POWER ELECT	56,056.00	56,056.00	0.00	39,901.57	3,638.27	0.00	43,539.84
0000356299	*JOURNEYMAN BUS TECHNICIAN	56,056.00	56,056.00	0.00	52,330.66	1,950.55	0.00	54,281.21
0000342258	*CUSTOMER INFORMATION OPERATOR	43,555.20	44,865.60	1,310.40	41,547.28	8,113.11	0.00	49,660.39
0000345850	*JOURNEYMAN ET-TRAIN CONTROL	62,004.80	63,876.80	1,872.00	62,151.92	39,202.76	4,067.20	105,421.88
0000304328	*BUS OPERATOR	57,928.00	59,654.40	1,726.40	62,085.04	15,773.72	2,753.28	80,612.04
0000351511	*BUS OPERATOR	41,600.00	46,779.20	5,179.20	45,079.20	24,341.89	0.00	69,421.09
0000352592	*RAIL STATION CLEANER	35,776.00	38,646.40	2,870.40	40,524.10	15,729.61	148.64	56,402.35
0000335793	*BUS OPERATOR	56,888.00	58,614.40	1,726.40	62,262.62	14,431.77	3,587.12	80,281.51
0000355392	ELECTRICAL ENGINEER IV	80,008.50	80,008.50	0.00	80,064.58	0.00	3,180.24	83,244.82
0000333792	FIELD DATA COLLECTION SPEC	46,663.50	46,663.50	0.00	46,485.39	0.00	173.40	46,658.79
0000327993	CONTRACT EMP PT POLICE OFFICER	0.00	0.00	0.00	31,247.18	2,796.39	0.00	34,043.57
0000355472	SR PERFORMANCE ANALYST	95,000.10	95,000.10	0.00	95,056.18	0.00	0.00	95,056.18
0000343677	*SERVICEPERSON I	43,700.80	45,032.00	1,331.20	48,281.80	10,539.90	0.00	58,821.70

METROPOLITAN ATLANTA RAPID TRANSIT AUTHORITY (MARTA)

AS OF : 30-JUN-

MARTOC REPORT

DATE PRINTED : 24-JUL-2025

EE NUMBER	TITLE	FY 24 BASE SALARY	FY 25 BASE SALARY	DIFFERENCE +/-	REGULAR EARNINGS	OVERTIME EARNINGS	OTHER EARNINGS	TOTAL EARNINGS
0000331812	CUSTOMER CARE FIELD REP	61,347.00	61,347.00	0.00	61,755.37	1,619.24	629.20	64,003.81
0000321817	SR INFORMATION SYSTEMS ANALYST	115,240.84	115,240.84	0.00	115,147.22	0.00	5,909.80	121,057.02
0000320332	CONTRACT PROFESSIONAL	0.00	0.00	0.00	177,655.40	0.00	0.00	177,655.40
0000345486	TRANSIT POLICE OFFICER	57,324.80	68,598.40	11,273.60	53,938.69	9,653.37	0.00	63,592.06
0000320973	*JOURNEYMAN RAIL CAR MECHANIC	62,004.80	64,396.80	2,392.00	64,792.24	9,339.98	400.00	74,532.22
0000350021	SR DIR PUBLIC ENGAGEMENT (DATE LAST EMPLOYED 09-Oct-2024)	143,968.50	143,968.50	0.00	45,771.94	0.00	7,752.15	53,524.09
0000319019	GEN SUPT RAIL LINE	112,760.18	124,036.38	11,276.20	119,608.35	0.00	9,541.26	129,149.61
0000353760	INFORMATION SYSTEMS ANALYST I	47,911.50	64,395.24	16,483.74	53,979.07	0.00	0.00	53,979.07
0000354537	PERFORMANCE ANALYST	77,699.70	77,699.70	0.00	77,654.71	0.00	0.00	77,654.71
0000357765	MGR TRANSIT RESEARCH & ANALYSIS	125,472.10	125,472.10	0.00	48,258.60	0.00	0.00	48,258.60
0000340311	*JOURNEYMAN ELEC POWER ELECT	62,004.80	63,876.80	1,872.00	70,333.53	60,357.61	400.00	131,091.14
0000315107	DEPARTMENT ADMINISTRATOR	83,566.08	83,566.08	0.00	83,513.49	0.00	6,428.16	89,941.65
0000305950	MGR CASH	127,975.64	134,000.10	6,024.46	132,036.27	0.00	2,267.70	134,303.97
0000350032	CJIT-CALL TAKER	51,209.60	51,209.60	0.00	56,312.26	9,501.06	0.00	65,813.32
0000355362	*BUS OPERATOR	41,600.00	42,848.00	1,248.00	45,807.39	14,417.83	0.00	60,225.22
0000302281	*JOURNEYMAN TRACK WALKER	63,044.80	64,916.80	1,872.00	73,524.87	19,455.75	0.00	92,980.62
0000306364	TRAIN CONTROL ENGINEER	89,361.48	89,361.48	0.00	89,305.94	0.00	16,234.47	105,540.41
0000331125	SUPV RAIL LINE	75,878.40	75,878.40	0.00	79,845.29	20,988.74	9,740.16	110,574.19
0000337660	*BUS OPERATOR	56,888.00	58,614.40	1,726.40	64,277.71	24,211.08	0.00	88,488.79
0000357383	FIELD INSPECTOR II	70,005.00	70,005.00	0.00	40,279.80	9,136.57	1,077.00	50,493.37
0000355799	SR IT COMPLIANCE ANALYST	95,030.00	95,030.00	0.00	93,989.50	0.00	6,067.31	100,056.81
0000331413	*BUS OPERATOR	56,888.00	58,614.40	1,726.40	73,037.10	37,136.15	0.00	110,173.25
0000335855	*RAIL STATION CLEANER	39,416.00	40,601.60	1,185.60	46,853.75	15,940.72	0.00	62,794.47
0000306276	*JOURNEYMAN TRACK WALKER	63,044.80	64,916.80	1,872.00	68,456.99	15,901.42	0.00	84,358.41
0000356285	*RAIL STATION CLEANER	36,857.60	36,857.60	0.00	34,456.63	11,664.57	0.00	46,121.20
0000339597	*STATION AGENT	50,419.20	51,937.60	1,518.40	56,042.18	30,057.03	799.04	86,898.25
0000342430	OFFICE ADMINISTRATOR I	62,051.60	62,051.60	0.00	61,918.09	0.00	0.00	61,918.09
0000332360	*BUS OPERATOR	56,888.00	58,614.40	1,726.40	66,749.35	73,696.67	0.00	140,446.02
0000335300	*BUS OPERATOR	56,888.00	58,614.40	1,726.40	58,396.70	6,486.41	2,015.68	66,898.79
0000350746	UTILITIES AGREEM PERMITS COORD	78,338.26	78,338.26	0.00	78,292.83	0.00	0.00	78,292.83
0000331527	BILLING ANALYST II (DATE LAST EMPLOYED 29-Nov-2024)	71,266.26	71,266.26	0.00	29,757.65	0.00	5,554.39	35,312.04
0000330504	*JOURNEYMAN RAIL CAR MECHANIC	62,004.80	63,876.80	1,872.00	69,007.27	5,974.98	400.00	75,382.25
0000339156	*BUS OPERATOR	41,600.00	46,779.20	5,179.20	49,645.34	19,574.96	2,847.71	72,068.01
0000322569	*MATERIAL CONTROLLER	50,460.80	54,766.40	4,305.60	59,369.06	1,800.25	0.00	61,169.31
0000306308	GEN SUPT RAIL CAR MAINTENANCE	113,080.50	124,388.68	11,308.18	119,078.98	0.00	17,107.08	136,186.06

METROPOLITAN ATLANTA RAPID TRANSIT AUTHORITY (MARTA)
MARTOC REPORT

AS OF : 30-JUN-
DATE PRINTED : 24-JUL-2025

EE NUMBER	TITLE	FY 24 BASE SALARY	FY 25 BASE SALARY	DIFFERENCE +/-	REGULAR EARNINGS	OVERTIME EARNINGS	OTHER EARNINGS	TOTAL EARNINGS
0000354321	*JOURNEYMAN ET-TELEPHONE MAINT	58,552.00	60,777.60	2,225.60	63,213.57	30,998.39	800.00	95,011.96
0000317612	CJIT GCIC NCIC OPERATOR	64,542.40	64,542.40	0.00	61,562.30	3,336.54	8,688.40	73,587.24
0000304396	*SERVICEPERSON II	44,740.80	46,072.00	1,331.20	47,043.04	1,328.13	0.00	48,371.17
0000332114	RAIL SERVICES CONTROLLER	78,249.60	78,249.60	0.00	94,517.65	13,911.33	1,655.28	110,084.26
0000354319	*BUS OPERATOR	41,600.00	46,779.20	5,179.20	41,007.48	16,977.20	0.00	57,984.68
0000337541	SUPV APARC SYSTEM	69,347.20	69,347.20	0.00	36,133.35	0.00	800.16	36,933.51
0000315528	CREDIT COLLEC CLEARHSE ANALYST	69,957.42	69,957.42	0.00	69,922.54	0.00	9,417.37	79,339.91
0000340013	PROJECT MANAGER II (DATE LAST EMPLOYED 01-Jul-2025)	131,024.92	131,024.92	0.00	110,019.53	0.00	19,150.10	129,169.63
0000355076	*BUS OPERATOR	41,600.00	42,848.00	1,248.00	40,887.53	1,508.51	0.00	42,396.04
0000355968	PROJECT MANAGER II	123,000.02	123,000.02	0.00	107,444.70	0.00	0.00	107,444.70
0000356884	*BUS OPERATOR	42,848.00	42,848.00	0.00	34,842.11	6,293.18	0.00	41,135.29
0000340728	INSTRUCTOR LIGHT RAIL OPS	73,985.60	73,985.60	0.00	75,446.86	7,154.52	5,691.20	88,292.58
0000357200	*BUS OPERATOR	42,848.00	42,848.00	0.00	27,887.64	5,027.80	0.00	32,915.44
0000357582	MATERIALS PERFORMANCE ANALYST	73,000.20	73,000.20	0.00	36,219.33	0.00	0.00	36,219.33
0000348597	ANALYSIS & PROCEDURES OFFICER	82,123.34	82,123.34	0.00	81,125.11	0.00	947.58	82,072.69
0000349523	*JOURNEYMAN BUS TECHNICIAN	58,822.40	60,777.60	1,955.20	67,702.98	55,874.43	400.00	123,977.41
0000329335	*JOURNEYMAN RAIL CAR MECHANIC	62,004.80	63,876.80	1,872.00	64,588.81	0.00	400.00	64,988.81
0000357966	CIVIL ENGINEER VI	106,747.94	106,747.94	0.00	32,845.70	0.00	0.00	32,845.70
0000338758	INSTRUCTOR CENTRAL CONTROL	97,323.20	97,323.20	0.00	99,251.25	82,570.11	11,603.92	193,425.28
0000356288	*RAIL STATION CLEANER	36,857.60	36,857.60	0.00	33,455.45	1,897.92	0.00	35,353.37
0000356796	*JOURNEYMAN BUS TECHNICIAN	56,056.00	56,056.00	0.00	49,047.05	7,691.74	0.00	56,738.79
0000317000	FOREMAN BUILDINGS SUPP EQUIP	75,920.00	75,920.00	0.00	81,666.59	13,213.09	5,000.50	99,880.18
0000345977	*REPROGRAPHICS SPEC III	53,123.20	54,724.80	1,601.60	55,796.36	78.94	0.00	55,875.30
0000342554	LCARE ASSISTANT	50,193.00	55,224.00	5,031.00	52,118.00	0.00	0.00	52,118.00
0000330745	SUPT CONTROL CENTER	120,981.90	120,981.90	0.00	120,570.36	0.00	17,681.97	138,252.33
0000356753	DISPATCHER RADIO COMMUNICATION	59,342.40	59,342.40	0.00	51,845.10	3,612.68	0.00	55,457.78
0000332063	*RAIL OPERATOR	56,888.00	58,614.40	1,726.40	58,787.09	14,826.25	1,803.52	75,416.86
0000349169	*BUS OPERATOR	45,406.40	50,731.20	5,324.80	52,036.22	11,783.48	0.00	63,819.70
0000353574	*BUS OPERATOR	41,600.00	46,779.20	5,179.20	47,541.73	8,895.81	0.00	56,437.54
0000356936	*RAIL OPERATOR	42,848.00	42,848.00	0.00	33,572.89	5,895.16	0.00	39,468.05
0000347971	PROJECT MANAGER II	118,404.52	118,404.52	0.00	118,306.94	0.00	7,805.01	126,111.95
0000350755	EMERGENCY PREP UNIT COORD (DATE LAST EMPLOYED 18-Mar-2025)	80,730.52	80,730.52	0.00	60,446.55	0.00	14,466.13	74,912.68
0000329892	GIS ANALYST III	96,449.08	96,449.08	0.00	96,379.91	0.00	2,967.67	99,347.58
0000357391	*JOURNEYMAN RAIL CAR MECHANIC	60,320.00	60,320.00	0.00	32,470.70	1,315.88	400.00	34,186.58

METROPOLITAN ATLANTA RAPID TRANSIT AUTHORITY (MARTA)

AS OF : 30-JUN-

MARTOC REPORT

DATE PRINTED : 24-JUL-2025

EE NUMBER	TITLE	FY 24 BASE SALARY	FY 25 BASE SALARY	DIFFERENCE +/-	REGULAR EARNINGS	OVERTIME EARNINGS	OTHER EARNINGS	TOTAL EARNINGS
0000324791	TRANSIT POLICE OFFICER	75,441.60	86,777.60	11,336.00	81,947.03	23,780.63	4,757.60	110,485.26
0000333040	DIR TECH APPLICATIONS (DATE LAST EMPLOYED 01-Jul-2025)	189,412.86	189,412.86	0.00	189,222.66	0.00	8,924.75	198,147.41
0000350237	*BUS OPERATOR	45,406.40	50,731.20	5,324.80	40,190.08	10,371.55	195.12	50,756.75
0000355685	ENVIR HEALTH & SAFETY SPEC I	70,500.04	70,500.04	0.00	70,556.32	0.00	0.00	70,556.32
0000320851	*RAIL STATION CLEANER	39,416.00	41,121.60	1,705.60	45,588.24	21,040.30	0.00	66,628.54
0000355804	BUS STOP PLANNER II	71,500.00	71,500.00	0.00	70,456.38	0.00	2,200.04	72,656.42
0000332723	*JOURNEYMAN ET-TRAIN CONTROL	62,004.80	63,876.80	1,872.00	68,331.48	37,105.59	400.00	105,837.07
0000333585	*JOURNEYMAN PAINTER	62,004.80	63,876.80	1,872.00	68,876.06	31,419.26	400.00	100,695.32
0000343037	TECH COMM & CHG MGMT ANALYST	89,361.48	89,361.48	0.00	88,957.64	0.00	8,248.78	97,206.42
0000354147	*JOURNEYMAN ELEC POWER ELECT	58,552.00	60,777.60	2,225.60	60,558.00	17,021.61	400.00	77,979.61
0000321061	RAIL SERVICES CONTROLLER (DATE LAST EMPLOYED 27-Dec-2024)	98,342.40	98,342.40	0.00	51,266.53	5,873.56	4,475.53	61,615.62
0000355681	*BUS OPERATOR	41,600.00	42,848.00	1,248.00	45,329.44	14,041.43	0.00	59,370.87
0000346260	FARE COLLECTION ASST	42,646.50	42,646.50	0.00	43,251.09	1,551.69	0.00	44,802.78
0000337789	SR COST ESTIMATOR (DATE LAST EMPLOYED 01-Jul-2025)	107,892.98	107,892.98	0.00	107,808.80	0.00	4,149.73	111,958.53
0000355199	*BUS OPERATOR	41,600.00	46,779.20	5,179.20	44,966.88	14,090.52	0.00	59,057.40
0000342745	*BUS OPERATOR	56,888.00	58,614.40	1,726.40	54,376.64	7,783.24	3,036.80	65,196.68
0000342679	*JOURNEYMAN TRACK MAINTAINER	62,004.80	63,876.80	1,872.00	64,178.36	10,088.31	1,566.21	75,832.88
0000316118	*JOURNEYMAN STRUCTURAL INSPECT	63,044.80	64,916.80	1,872.00	70,950.05	16,807.53	0.00	87,757.58
0000345661	*JOURNEYMAN ET-TRAIN CONTROL	62,004.80	63,876.80	1,872.00	65,979.27	26,420.91	1,321.30	93,721.48
0000348668	*STATION AGENT	50,419.20	51,937.60	1,518.40	54,380.45	14,340.26	0.00	68,720.71
0000355356	*BUS OPERATOR (DATE LAST EMPLOYED 05-May-2025)	41,600.00	46,779.20	5,179.20	42,403.39	5,318.82	0.00	47,722.21
0000353796	PROTECTIVE SPEC POLICE CADET	43,056.00	43,056.00	0.00	49,263.00	217.35	0.00	49,480.35
0000317674	PROTECTIVE SPEC POLICE CADET	47,070.40	47,070.40	0.00	54,564.80	1,154.15	0.00	55,718.95
0000303250	ENTERPRISE TELE ENGINEER	103,530.44	103,530.44	0.00	103,451.88	0.00	7,897.52	111,349.40
0000334984	SR INFORMATION SYSTEMS ANALYST	115,240.84	115,240.84	0.00	115,147.23	0.00	0.00	115,147.23
0000344704	*JOURNEYMAN ELEC POWER ELECT	62,004.80	63,876.80	1,872.00	69,576.60	56,461.02	400.00	126,437.62
0000344839	AGM CHF POLICE & EMERG MGMT	233,836.72	233,836.72	0.00	233,948.85	0.00	26,981.19	260,930.04
0000322672	*JOURNEYMAN ET-RAIL CAR MAINT	62,004.80	64,396.80	2,392.00	67,011.19	30,116.34	647.68	97,775.21
0000350145	*JOURNEYMAN ET-HVAC	58,988.80	62,025.60	3,036.80	59,443.39	3,667.58	400.00	63,510.97
0000348855	TRANSIT POLICE OFFICER SPECIAL	53,040.00	65,936.00	12,896.00	72,317.63	35,532.43	0.00	107,850.06
0000303679	COST ANALYST	95,662.58	95,662.58	0.00	93,754.70	0.00	9,198.35	102,953.05
0000343399	*BUS OPERATOR	56,888.00	58,614.40	1,726.40	65,509.11	17,038.88	0.00	82,547.99
0000351471	*SERVICEPERSON I	42,016.00	45,032.00	3,016.00	43,664.73	1,030.47	0.00	44,695.20
0000327036	*JOURNEYMAN ET-TRAIN CONTROL	62,004.80	63,876.80	1,872.00	71,349.34	37,447.84	400.00	109,197.18

METROPOLITAN ATLANTA RAPID TRANSIT AUTHORITY (MARTA)

AS OF : 30-JUN-

MARTOC REPORT

DATE PRINTED : 24-JUL-2025

EE NUMBER	TITLE	FY 24 BASE SALARY	FY 25 BASE SALARY	DIFFERENCE +/-	REGULAR EARNINGS	OVERTIME EARNINGS	OTHER EARNINGS	TOTAL EARNINGS
0000322431	*JOURNEYMAN ET-TRAIN CONTROL	62,004.80	64,396.80	2,392.00	62,638.48	26,097.72	400.00	89,136.20
0000354918	*BUS OPERATOR	41,600.00	46,779.20	5,179.20	47,022.15	19,361.95	0.00	66,384.10
0000303170	*JOURNEYMAN AA BUS TECHNICIAN	63,044.80	64,916.80	1,872.00	71,157.72	36,297.19	400.00	107,854.91
0000335355	*JOURNEYMAN ET-RAIL CAR MAINT	62,004.80	63,876.80	1,872.00	69,408.74	55,228.02	400.00	125,036.76
0000357863	*SERVICEPERSON I	41,163.20	41,163.20	0.00	15,163.34	5,432.39	0.00	20,595.73
0000338983	*BUS OPERATOR	56,888.00	58,614.40	1,726.40	63,546.29	22,288.46	1,571.44	87,406.19
0000348448	*JOURNEYMAN ET-TRAIN CONTROL	60,216.00	62,025.60	1,809.60	65,830.46	36,473.93	400.00	102,704.39
0000355357	*BUS OPERATOR	41,600.00	46,779.20	5,179.20	46,922.01	15,535.02	0.00	62,457.03
0000349199	SR TECH PROJECT MANAGER	117,849.68	117,849.68	0.00	117,752.88	0.00	0.00	117,752.88
0000302707	MGR TALENT ACQUISITION OPS	111,223.58	111,223.58	0.00	111,135.03	0.00	10,266.81	121,401.84
0000304643	CJIT TEAM LEAD	65,187.20	69,825.60	4,638.40	72,255.36	22,458.20	1,342.80	96,056.36
0000357303	*BUS OPERATOR	42,848.00	42,848.00	0.00	28,755.97	6,928.47	0.00	35,684.44
0000329931	*SERVICEPERSON V	55,723.20	59,633.60	3,910.40	57,649.91	8,948.14	222.00	66,820.05
0000329153	*BUS OPERATOR	56,888.00	58,614.40	1,726.40	45,308.63	214.74	4,710.70	50,234.07
0000336908	*BUS OPERATOR	56,888.00	58,614.40	1,726.40	65,229.87	12,864.69	450.88	78,545.44
0000315667	*JOURNEYMAN ET-RAIL CAR MAINT (DATE LAST EMPLOYED 01-Sep-2024)	63,044.80	64,916.80	1,872.00	21,137.03	0.00	0.00	21,137.03
0000324227	MGR CONTINUOUS IMPROVEMENT	128,754.08	128,754.08	0.00	128,642.72	0.00	9,905.49	138,548.21
0000352864	SR DIR GOVT & COMM AFFAIRS	150,077.20	150,077.20	0.00	149,938.36	0.00	0.00	149,938.36
0000355110	*BUS OPERATOR	41,600.00	46,779.20	5,179.20	43,621.38	8,968.01	0.00	52,589.39
0000353584	PUBLIC HEALTH SPECIALIST	78,348.66	78,348.66	0.00	78,302.94	0.00	0.00	78,302.94
0000351986	BUDGET ANALYST III	90,006.54	90,006.54	0.00	89,945.63	0.00	0.00	89,945.63
0000348388	FIELD INSPECTOR II	61,522.50	61,522.50	0.00	49,965.19	7,879.69	3,288.69	61,133.57
0000334356	*BUS OPERATOR	56,888.00	58,614.40	1,726.40	62,051.41	16,860.93	3,092.30	82,004.64
0000339547	*BUS OPERATOR	56,888.00	58,614.40	1,726.40	65,686.57	13,294.04	0.00	78,980.61
0000357561	DEPARTMENT ADMINISTRATOR	75,000.12	75,000.12	0.00	37,192.43	0.00	0.00	37,192.43
0000330171	*JOURNEYMAN RAIL CAR MECHANIC	62,004.80	63,876.80	1,872.00	62,794.67	4,091.72	4,822.24	71,708.63
0000351999	CONTRACT SPECIALIST III	85,284.42	85,284.42	0.00	85,229.61	0.00	8,091.09	93,320.70
0000347857	*BUS OPERATOR	49,233.60	54,683.20	5,449.60	51,083.13	7,870.17	2,921.04	61,874.34
0000346047	*BUS OPERATOR	53,081.60	58,614.40	5,532.80	60,323.74	16,925.87	1,947.20	79,196.81
0000349275	*BUS OPERATOR	45,406.40	50,731.20	5,324.80	50,703.48	17,847.33	0.00	68,550.81
0000351345	AUDITOR III	87,161.88	91,520.00	4,358.12	88,780.79	0.00	0.00	88,780.79
0000355802	*BUS OPERATOR	41,600.00	42,848.00	1,248.00	44,984.97	9,872.34	0.00	54,857.31
0000316386	*REVENUE AGENT	56,659.20	58,344.00	1,684.80	61,128.77	7,300.09	0.00	68,428.86
0000350161	IT BUSINESS RELATIONSHIP MGR (DATE LAST EMPLOYED 18-Feb-2025)	118,887.34	102,508.38	-16,378.96	75,115.74	0.00	2,433.40	77,549.14
0000304885	*JOURNEYMAN ET-TRAIN CONTROL	63,044.80	64,916.80	1,872.00	66,433.38	11,089.94	400.00	77,923.32

METROPOLITAN ATLANTA RAPID TRANSIT AUTHORITY (MARTA)

MARTOC REPORT

AS OF : 30-JUN-

DATE PRINTED : 24-JUL-2025

EE NUMBER	TITLE	FY 24 BASE SALARY	FY 25 BASE SALARY	DIFFERENCE +/-	REGULAR EARNINGS	OVERTIME EARNINGS	OTHER EARNINGS	TOTAL EARNINGS
0000341621	*JOURNEYMAN BUS TECHNICIAN	61,131.20	62,982.40	1,851.20	64,939.42	2,985.06	400.00	68,324.48
0000352739	SR WEB DEVELOPER	98,325.24	98,325.24	0.00	98,253.45	0.00	0.00	98,253.45
0000328122	DIR SGR PROGRAM MGMT	173,863.30	173,863.30	0.00	173,696.83	0.00	0.00	173,696.83
0000316714	*BUS OPERATOR	57,928.00	59,654.40	1,726.40	65,226.81	36,945.22	0.00	102,172.03
0000306228	MGR ACCOUNTING	156,602.42	143,406.64	-13,195.78	151,430.27	0.00	30,731.68	182,161.95
0000332079	*RAIL OPERATOR	56,888.00	58,614.40	1,726.40	62,054.71	10,915.49	901.76	73,871.96
0000354322	SUPV RAIL LINE	66,747.20	66,747.20	0.00	16,418.54	2,537.25	3,251.68	22,207.47
0000345776	(DATE LAST EMPLOYED 09-Sep-2024) *JOURNEYMAN TRACK MAINTAINER	62,004.80	63,876.80	1,872.00	66,433.81	10,867.77	0.00	77,301.58
0000302780	DIR SAFETY	168,705.42	168,705.42	0.00	128,312.35	0.00	22,394.57	150,706.92
0000351095	(DATE LAST EMPLOYED 01-Apr-2025) *BUS OPERATOR	41,600.00	42,848.00	1,248.00	30,593.48	1,262.60	0.00	31,856.08
0000321710	(DATE LAST EMPLOYED 08-May-2025) DIVERSITY OUTREACH PROGRAM MGR	103,681.76	103,681.76	0.00	103,603.05	0.00	7,179.04	110,782.09
0000304555	RESIDENT ENGINEER	110,000.02	110,000.02	0.00	59,231.03	0.00	0.00	59,231.03
0000353418	SUPV BUS MAINTENANCE	70,720.00	70,720.00	0.00	73,963.84	37,351.49	0.00	111,315.33
0000353891	*BUS OPERATOR	41,600.00	46,779.20	5,179.20	47,539.47	22,022.45	719.68	70,281.60
0000347819	BUILDING MAINT SPEC III	73,070.66	73,070.66	0.00	73,031.82	0.00	0.00	73,031.82
0000306609	*MATERIAL CONTROLLER	57,969.60	59,696.00	1,726.40	60,669.21	0.00	0.00	60,669.21
0000349828	*JOURNEYMAN AA BUS TECHNICIAN	58,032.00	61,630.40	3,598.40	66,885.72	35,546.56	400.00	102,832.28
0000304167	SUPT CONTROL CENTER	112,651.76	112,651.76	0.00	112,561.34	0.00	16,825.57	129,386.91
0000345695	MGR ICS SCADA	124,324.72	139,500.14	15,175.42	126,553.94	0.00	8,498.94	135,052.88
0000336309	SYSTEM SAFETY ENGINEER III	111,787.00	111,787.00	0.00	111,698.24	0.00	0.00	111,698.24
0000357319	*BUS OPERATOR	42,848.00	42,848.00	0.00	19,403.66	1,334.89	0.00	20,738.55
0000330610	(DATE LAST EMPLOYED 22-Apr-2025) *JOURNEYMAN ET-RADIO MAINT	62,004.80	63,876.80	1,872.00	70,516.03	26,307.53	400.00	97,223.56
0000304658	*MATERIAL CONTROLLER	57,969.60	59,696.00	1,726.40	57,327.20	43.05	2,735.28	60,105.53
0000338897	*BUS OPERATOR	56,888.00	58,614.40	1,726.40	62,482.33	11,977.80	0.00	74,460.13
0000330624	*JOURNEYMAN ET-HVAC	62,004.80	63,876.80	1,872.00	64,497.69	3,904.03	400.00	68,801.72
0000346696	SR GRAPHICS DESIGNER	83,821.92	83,821.92	0.00	83,769.11	0.00	1,534.16	85,303.27
0000320604	SUPV BUS MAINTENANCE	75,192.00	75,192.00	0.00	82,743.92	16,242.75	5,784.00	104,770.67
0000348591	TRANSIT POLICE OFFICER	62,025.60	62,025.60	0.00	22,197.15	6,978.31	2,375.76	31,551.22
0000329559	(DATE LAST EMPLOYED 09-Oct-2024) PROJECT MANAGER I	113,186.58	113,186.58	0.00	113,095.49	0.00	11,608.88	124,704.37
0000355209	*BUS OPERATOR	41,600.00	46,779.20	5,179.20	46,941.84	20,674.21	0.00	67,616.05
0000329582	*BUS OPERATOR	56,888.00	58,614.40	1,726.40	60,555.37	15,457.95	3,924.10	79,937.42
0000305119	GEN SUPT BUS TRANS OPERATIONS	98,787.00	108,665.70	9,878.70	104,794.33	0.00	17,971.64	122,765.97
0000350682	PROTECTIVE SPEC POLICE CADET	43,056.00	43,056.00	0.00	46,326.40	16,254.70	1,718.10	64,299.20
0000347566	*JOURNEYMAN BUS TECHNICIAN	58,822.40	60,777.60	1,955.20	65,423.73	13,964.33	400.00	79,788.06

METROPOLITAN ATLANTA RAPID TRANSIT AUTHORITY (MARTA)
MARTOC REPORT

AS OF : 30-JUN-
DATE PRINTED : 24-JUL-2025

EE NUMBER	TITLE	FY 24 BASE SALARY	FY 25 BASE SALARY	DIFFERENCE +/-	REGULAR EARNINGS	OVERTIME EARNINGS	OTHER EARNINGS	TOTAL EARNINGS
0000305549	DISPATCHER RADIO COMMUNICATION	72,800.00	72,800.00	0.00	83,665.41	25,342.81	5,250.00	114,258.22
0000341389	*SERVICEPERSON I	39,956.80	45,032.00	5,075.20	28,017.04	830.57	158.32	29,005.93
0000330921	*BUS OPERATOR	56,888.00	58,614.40	1,726.40	48,629.29	9,366.62	7,439.52	65,435.43
0000341886	*BUS OPERATOR	56,888.00	58,614.40	1,726.40	58,219.60	7,492.89	3,003.80	68,716.29
0000341496	TRANSIT POLICE SERGEANT	69,763.20	91,936.00	22,172.80	85,286.80	32,108.73	3,081.60	120,477.13
0000322984	ENGINEERING CAD SPECIALIST III	84,741.02	84,741.02	0.00	83,383.76	0.00	1,303.72	84,687.48
0000345027	INSTRUCTOR BUS TECHNICAL	77,958.40	77,958.40	0.00	78,727.20	15,561.51	0.00	94,288.71
0000347298	SR ASSOCIATE COUNSEL	170,775.28	170,775.28	0.00	170,609.43	0.00	0.00	170,609.43
0000316528	SUPV STATION CARE	70,824.00	70,824.00	0.00	86,591.67	10,566.27	0.00	97,157.94
0000334693	SR MGR PROG MGMT SUPPORT SVCS	129,863.76	129,863.76	0.00	129,251.50	0.00	13,818.84	143,070.34
0000318737	DEPARTMENT ADMINISTRATOR	69,293.38	73,098.74	3,805.36	71,893.78	0.00	5,922.89	77,816.67
0000338545	*BUS OPERATOR	56,888.00	58,614.40	1,726.40	60,343.33	12,158.23	1,352.64	73,854.20
0000351626	SUPV CUSTOMER INFO CENTR	68,648.58	68,648.58	0.00	68,615.53	0.00	0.00	68,615.53
0000302585	CONTRACT PROFESSIONAL DISPATCH (DATE LAST EMPLOYED 02-Apr-2025)	0.00	0.00	0.00	50,714.89	6,404.70	0.00	57,119.59
0000349793	CJIT-POLICE DISPATCHER	55,536.00	55,536.00	0.00	55,722.88	14,304.99	1,602.00	71,629.87
0000344565	*BUS OPERATOR	56,888.00	58,614.40	1,726.40	62,653.57	12,280.19	1,803.52	76,737.28
0000355089	*SERVICEPERSON I	39,956.80	43,284.80	3,328.00	43,859.24	3,999.06	0.00	47,858.30
0000315343	SUPV CAR REPAIR INSPECTION	75,150.40	75,150.40	0.00	80,951.08	32,365.99	2,890.40	116,207.47
0000350002	*BUS OPERATOR	45,406.40	50,731.20	5,324.80	50,729.99	12,366.55	2,445.36	65,541.90
0000346362	*JOURNEYMAN ET-RADIO MAINT (DATE LAST EMPLOYED 02-Jun-2025)	58,552.00	60,320.00	1,768.00	51,662.86	3,077.64	400.00	55,140.50
0000317740	REVENUE OPERATIONS ANALYST II	66,626.30	66,626.30	0.00	66,595.74	0.00	2,870.06	69,465.80
0000339045	*BUS OPERATOR	56,888.00	58,614.40	1,726.40	62,907.67	11,602.22	0.00	74,509.89
0000355345	*BUS OPERATOR	41,600.00	42,848.00	1,248.00	48,058.66	18,424.55	0.00	66,483.21
0000320555	TRANSIT POLICE OFFICER SPECIAL	78,478.40	90,251.20	11,772.80	82,284.31	52,426.50	14,671.39	149,382.20
0000327107	*BUS OPERATOR	56,888.00	58,614.40	1,726.40	61,587.60	18,667.35	0.00	80,254.95
0000352126	*BUS OPERATOR (DATE LAST EMPLOYED 05-May-2025)	41,600.00	46,779.20	5,179.20	47,151.30	12,123.25	223.33	59,497.88
0000323162	*BUS OPERATOR	56,888.00	59,134.40	2,246.40	62,622.45	18,186.71	682.32	81,491.48
0000339353	TRANSIT POLICE SERGEANT (DATE LAST EMPLOYED 06-Jun-2025)	76,939.20	91,936.00	14,996.80	80,113.05	24,655.16	12,436.53	117,204.74
0000323530	*BUS OPERATOR	56,888.00	59,134.40	2,246.40	63,579.92	19,348.30	0.00	82,928.22
0000345237	PROTECTIVE SPEC POLICE CADET	47,528.00	47,528.00	0.00	53,951.81	23,963.70	457.00	78,372.51
0000345796	*BUS OPERATOR	53,081.60	58,614.40	5,532.80	58,428.58	17,504.65	3,022.88	78,956.11
0000356034	*JOURNEYMAN BUS TECHNICIAN	54,412.80	56,056.00	1,643.20	57,634.01	14,985.86	400.00	73,019.87
0000337470	FIELD INSPECTOR III	73,437.00	73,437.00	0.00	83,207.07	25,304.62	4,726.33	113,238.02
0000357123	*RAIL OPERATOR	42,848.00	42,848.00	0.00	30,196.92	5,734.16	0.00	35,931.08

METROPOLITAN ATLANTA RAPID TRANSIT AUTHORITY (MARTA)

MARTOC REPORT

AS OF : 30-JUN-

DATE PRINTED : 24-JUL-2025

EE NUMBER	TITLE	FY 24 BASE SALARY	FY 25 BASE SALARY	DIFFERENCE +/-	REGULAR EARNINGS	OVERTIME EARNINGS	OTHER EARNINGS	TOTAL EARNINGS
0000337168	*SR TRAFFIC CHECKER	44,470.40	45,822.40	1,352.00	48,747.08	264.36	0.00	49,011.44
0000352278	*RAIL OPERATOR	41,600.00	46,779.20	5,179.20	50,949.51	24,321.74	2,338.96	77,610.21
0000319278	*JOURNEYMAN RAIL CAR MECHANIC	62,004.80	64,396.80	2,392.00	67,584.61	17,623.98	400.00	85,608.59
0000351989	*CUSTOMER INFORMATION OPERATOR (DATE LAST EMPLOYED 16-Apr-2025)	38,105.60	41,246.40	3,140.80	34,905.25	2,994.19	0.00	37,899.44
0000348896	CJIT-POLICE DISPATCHER	55,536.00	55,536.00	0.00	65,263.11	17,496.51	1,335.00	84,094.62
0000342865	*BUS OPERATOR	56,888.00	58,614.40	1,726.40	44,764.96	7,849.30	901.76	53,516.02
0000315347	*JOURNEYMAN TRACK WALKER	62,004.80	64,916.80	2,912.00	68,083.11	7,937.85	0.00	76,020.96
0000355124	*RAIL OPERATOR	41,600.00	46,779.20	5,179.20	45,756.81	12,079.97	0.00	57,836.78
0000347342	DEPARTMENT ADMINISTRATOR	76,123.58	76,123.58	0.00	76,080.70	0.00	2,927.83	79,008.53
0000339602	*BUS OPERATOR	56,888.00	58,614.40	1,726.40	47,485.74	7,412.97	2,254.40	57,153.11
0000358214	SUPV BUS MAINTENANCE (DATE LAST EMPLOYED 11-Jul-2025)	66,955.20	66,955.20	0.00	12,876.00	7,258.85	0.00	20,134.85
0000338428	FIELD INSPECTOR III	71,799.00	71,799.00	0.00	78,520.78	17,867.68	3,387.44	99,775.90
0000357024	*BUS OPERATOR	42,848.00	42,848.00	0.00	30,929.10	3,824.54	0.00	34,753.64
0000334898	*RAIL OPERATOR	56,888.00	58,614.40	1,726.40	61,206.04	13,196.09	1,352.64	75,754.77
0000316151	BUS RADIO MAINTENANCE SPEC	85,134.40	85,134.40	0.00	86,184.31	6,344.16	0.00	92,528.47
0000350115	*BUS OPERATOR	45,406.40	50,731.20	5,324.80	43,441.21	8,429.22	3,298.10	55,168.53
0000358254	CHF OPERATIONAL & URBAN PLNG	314,485.08	314,485.08	0.00	74,430.12	0.00	0.00	74,430.12
0000347456	PROJECT MANAGER I	98,609.68	98,609.68	0.00	98,538.08	0.00	758.54	99,296.62
0000306641	*BUS OPERATOR	57,928.00	59,654.40	1,726.40	63,390.12	20,063.72	0.00	83,453.84
0000335048	CJIT-POLICE DISPATCHER	65,187.20	65,187.20	0.00	67,402.87	23,478.27	7,082.84	97,963.98
0000354246	*BUS OPERATOR	41,600.00	46,779.20	5,179.20	25,783.33	3,814.66	0.00	29,597.99
0000357572	*BUS OPERATOR	42,848.00	42,848.00	0.00	21,266.52	3,160.80	0.00	24,427.32
0000339500	*STATION AGENT	46,176.00	51,937.60	5,761.60	51,066.34	6,481.87	0.00	57,548.21
0000353575	*STATION AGENT	46,176.00	51,937.60	5,761.60	50,258.57	402.56	0.00	50,661.13
0000323903	*SERVICEPERSON I	43,700.80	45,552.00	1,851.20	46,213.45	772.00	0.00	46,985.45
0000342139	SUPV APARC SYSTEM	67,938.00	67,938.00	0.00	45,238.66	108.50	0.00	45,347.16
0000332672	*SERVICEPERSON IV	41,600.00	47,840.00	6,240.00	42,579.65	6,054.44	3,412.80	52,046.89
0000354895	*PT BUS OPERATOR (DATE LAST EMPLOYED 27-Jan-2025)	0.00	0.00	0.00	21,413.58	3,611.76	0.00	25,025.34
0000343632	*JOURNEYMAN BUS TECHNICIAN	61,131.20	62,982.40	1,851.20	65,967.42	8,811.66	642.24	75,421.32
0000305202	DIVISION DISPATCHER	74,900.80	74,900.80	0.00	83,071.24	11,068.70	14,404.00	108,543.94
0000337936	*RAIL STATION CLEANER	39,416.00	40,601.60	1,185.60	43,038.71	26,508.12	1,400.88	70,947.71
0000303748	*JOURNEYMAN BUS TECHNICIAN	62,171.20	64,022.40	1,851.20	74,424.04	49,244.98	400.00	124,069.02
0000333520	*STATION AGENT	50,419.20	51,937.60	1,518.40	54,981.19	30,718.25	193.92	85,893.36
0000321025	*BUS OPERATOR	56,888.00	59,134.40	2,246.40	59,627.94	18,786.30	3,175.52	81,589.76

METROPOLITAN ATLANTA RAPID TRANSIT AUTHORITY (MARTA)

AS OF : 30-JUN-

MARTOC REPORT

DATE PRINTED : 24-JUL-2025

EE NUMBER	TITLE	FY 24 BASE SALARY	FY 25 BASE SALARY	DIFFERENCE +/-	REGULAR EARNINGS	OVERTIME EARNINGS	OTHER EARNINGS	TOTAL EARNINGS
0000306647	*JOURNEYMAN AUTOMOTIVE TECH	63,044.80	64,916.80	1,872.00	66,251.46	31,055.67	400.00	97,707.13
0000354037	FINANCIAL ANALYST II	84,923.02	84,923.02	0.00	84,868.83	0.00	0.00	84,868.83
0000347757	*HOSTLER JUNIOR APPRENTICE	43,534.40	43,534.40	0.00	19,631.82	3,288.68	0.00	22,920.50
0000331804	*RAIL STATION CLEANER	39,416.00	40,601.60	1,185.60	45,055.17	15,573.96	0.00	60,629.13
0000346278	PROGRAM MGR	110,592.82	110,592.82	0.00	110,505.23	0.00	0.00	110,505.23
0000350444	*BUS OPERATOR	45,406.40	50,731.20	5,324.80	50,092.22	13,609.68	0.00	63,701.90
0000339934	SR MGR MATERIALS	134,550.00	134,550.00	0.00	134,431.02	0.00	5,658.00	140,089.02
0000354406	TRANSIT POLICE OFFICER	57,324.80	68,598.40	11,273.60	69,820.92	17,038.20	329.80	87,188.92
0000346207	*BUS OPERATOR	53,081.60	58,614.40	5,532.80	50,972.25	11,035.53	3,400.09	65,407.87
0000323910	MGR CIVIL & STRUC ENGINEERING	136,185.92	136,185.92	0.00	136,065.85	0.00	0.00	136,065.85
0000356165	DISPATCHER RADIO COMMUNICATION	56,576.00	58,843.20	2,267.20	56,631.53	12,383.25	0.00	69,014.78
0000336048	CJIT-POLICE DISPATCHER (DATE LAST EMPLOYED 27-Mar-2025)	62,982.40	62,982.40	0.00	38,924.90	4,178.64	12,594.06	55,697.60
0000324395	SAFETY OPERATIONAL OFFICER	60,216.00	83,518.50	23,302.50	71,766.80	18,708.32	3,826.40	94,301.52
0000354146	*BUS OPERATOR	42,848.00	42,848.00	0.00	37,436.84	8,047.69	0.00	45,484.53
0000318281	*BUS OPERATOR (DATE LAST EMPLOYED 01-May-2025)	56,888.00	59,134.40	2,246.40	48,195.15	8,133.28	5,517.19	61,845.62
0000345851	CUSTOMER CARE REP	51,168.00	51,168.00	0.00	47,880.64	688.80	0.00	48,569.44
0000335320	CONTRACT SERVICES INSPECTOR	43,513.60	43,513.60	0.00	43,928.36	5,177.70	0.00	49,106.06
0000347763	*BUS OPERATOR (DATE LAST EMPLOYED 21-May-2025)	45,406.40	50,731.20	5,324.80	58,469.68	8,723.13	0.00	67,192.81
0000356887	*BUS OPERATOR (DATE LAST EMPLOYED 27-Jan-2025)	42,848.00	42,848.00	0.00	18,189.58	2,979.40	0.00	21,168.98
0000338586	MGR FIELD INSPECTION SERVICES	117,065.52	117,065.52	0.00	113,761.69	0.00	3,151.82	116,913.51
0000347993	*RAIL STATION CLEANER	39,416.00	40,601.60	1,185.60	43,306.83	4,893.41	0.00	48,200.24
0000333327	INSTRUCTOR TRACK	81,036.80	81,036.80	0.00	84,093.44	69,303.96	7,636.16	161,033.56
0000357767	PROTECTIVE SPEC POLICE CADET	43,056.00	43,056.00	0.00	17,391.20	7,452.00	0.00	24,843.20
0000356041	*MATERIAL CONTROLLER (DATE LAST EMPLOYED 21-Nov-2024)	50,460.80	51,979.20	1,518.40	22,153.05	224.91	0.00	22,377.96
0000322028	ASSET MGMT PROGRAM ANALYST	102,583.78	102,583.78	0.00	102,130.24	0.00	5,491.68	107,621.92
0000302937	*JOURNEYMAN RAIL CAR MECHANIC	63,044.80	64,916.80	1,872.00	69,403.28	1,404.45	400.00	71,207.73
0000335567	*RAIL OPERATOR	56,888.00	58,614.40	1,726.40	53,845.97	13,614.36	1,120.56	68,580.89
0000355818	*BUS OPERATOR	41,600.00	42,848.00	1,248.00	44,839.17	11,667.94	0.00	56,507.11
0000319669	TRANSIT POLICE MAJOR	110,522.36	143,769.60	33,247.24	127,139.92	0.00	8,934.43	136,074.35
0000349019	SUPV BUS MAINTENANCE	66,768.00	66,768.00	0.00	74,385.99	36,814.00	0.00	111,199.99
0000322050	CONFIG MGMT SPECIALIST III	78,059.80	78,059.80	0.00	78,014.77	0.00	3,302.55	81,317.32
0000355803	*JOURNEYMAN ET-HVAC	54,412.80	60,777.60	6,364.80	59,302.29	8,210.39	800.00	68,312.68
0000333876	*BUS OPERATOR	56,888.00	58,614.40	1,726.40	57,249.07	10,748.26	1,783.60	69,780.93
0000315027	*BUS OPERATOR (DATE LAST EMPLOYED 01-Mar-2025)	56,888.00	59,134.40	2,246.40	47,528.42	5,899.65	1,137.20	54,565.27

METROPOLITAN ATLANTA RAPID TRANSIT AUTHORITY (MARTA)

AS OF : 30-JUN-

MARTOC REPORT

DATE PRINTED : 24-JUL-2025

EE NUMBER	TITLE	FY 24 BASE SALARY	FY 25 BASE SALARY	DIFFERENCE +/-	REGULAR EARNINGS	OVERTIME EARNINGS	OTHER EARNINGS	TOTAL EARNINGS
0000305958	*STATION AGENT	51,459.20	52,977.60	1,518.40	54,983.04	5,574.39	0.00	60,557.43
0000337283	DEPUTY CHF SAFETY & QA	221,557.70	221,557.70	0.00	228,812.69	0.00	0.00	228,812.69
0000321693	*BUS OPERATOR	56,888.00	59,134.40	2,246.40	63,746.54	29,189.54	909.76	93,845.84
0000348844	*RAIL STATION CLEANER	37,502.40	40,601.60	3,099.20	43,673.91	6,498.24	0.00	50,172.15
0000324188	FOREMAN POWER	71,406.40	71,406.40	0.00	80,470.69	41,990.32	1,387.28	123,848.29
0000303996	*JOURNEYMAN TRACK MAINTAINER	63,044.80	64,916.80	1,872.00	68,838.39	3,365.55	0.00	72,203.94
0000330392	GEN SUPT BUS TRANS OPERATIONS	94,889.60	94,889.60	0.00	94,822.18	0.00	9,732.27	104,554.45
0000355515	*BUS OPERATOR	41,600.00	46,779.20	5,179.20	48,951.70	7,914.96	0.00	56,866.66
0000337916	*JOURNEYMAN ET-HVAC	62,004.80	63,876.80	1,872.00	67,757.32	10,237.99	400.00	78,395.31
0000317506	DATA WAREHOUSE ARCHITECT	108,850.30	108,850.30	0.00	107,090.38	0.00	12,142.16	119,232.54
0000334770	DISPATCHER RADIO COMMUNICATION	64,646.40	64,646.40	0.00	77,070.00	10,178.51	2,237.76	89,486.27
0000357473	*BUS OPERATOR	42,848.00	42,848.00	0.00	23,158.90	2,053.04	0.00	25,211.94
0000305985	HR GENERALIST III-PRF ANALYTIC	74,362.60	80,634.06	6,271.46	78,905.11	0.00	8,063.44	86,968.55
0000331990	SUPV BUS TRANSPORTATION	74,984.00	74,984.00	0.00	85,409.80	36,943.65	1,153.60	123,507.05
0000332759	TRANSIT POLICE OFFICER	75,441.60	86,777.60	11,336.00	88,089.40	43,283.83	8,221.80	139,595.03
0000320838	CONTRACT EMP PT POLICE OFFICER	0.00	0.00	0.00	66,107.70	29,119.55	0.00	95,227.25
0000307120	*BUS OPERATOR	57,928.00	59,654.40	1,726.40	61,629.78	14,633.28	234.32	76,497.38
0000322931	DIVISION DISPATCHER	64,667.20	64,667.20	0.00	61,101.59	3,583.16	3,606.44	68,291.19
0000337539	*BUS OPERATOR	56,888.00	58,614.40	1,726.40	35,111.79	9,933.23	0.00	45,045.02
0000302351	*JOURNEYMAN AA BUS TECHNICIAN	63,044.80	64,916.80	1,872.00	76,577.02	26,599.34	400.00	103,576.36
0000356046	*SERVICEPERSON VII GROUNDSKEEPR	40,393.60	43,784.00	3,390.40	43,056.69	2,448.40	0.00	45,505.09
0000335383	SUPV BUS TRANSPORTATION	69,908.80	69,908.80	0.00	79,097.07	21,364.23	817.52	101,278.82
0000357374	*BUS OPERATOR	42,848.00	42,848.00	0.00	27,509.96	6,609.89	0.00	34,119.85
0000317773	*JOURNEYMAN ET-RAIL CAR MAINT	62,004.80	64,916.80	2,912.00	68,328.76	22,564.38	400.00	91,293.14
0000357457	ADMINISTRATIVE ASSISTANT	42,295.50	42,295.50	0.00	22,286.78	520.58	0.00	22,807.36
0000352765	CRIMINAL JUSTICE INFO TECH REC (DATE LAST EMPLOYED 28-Mar-2025)	42,744.00	42,744.00	0.00	36,823.22	812.15	876.87	38,512.24
0000345999	SR INFORMATION SPECIALIST	75,037.56	75,037.56	0.00	74,996.09	0.00	0.00	74,996.09
0000317536	QA ENGINEER	106,202.98	106,202.98	0.00	106,121.11	0.00	12,254.22	118,375.33
0000306664	FOREMAN POWER	75,899.20	75,899.20	0.00	81,265.45	8,650.52	4,378.80	94,294.77
0000353882	MAINTENANCE PLANNER BUS	69,056.00	69,056.00	0.00	75,572.60	29,586.15	1,350.25	106,509.00
0000349190	*BUS OPERATOR	45,406.40	50,731.20	5,324.80	53,055.82	19,481.82	0.00	72,537.64
0000329163	*BUS OPERATOR	56,888.00	58,614.40	1,726.40	63,527.70	19,205.85	1,352.64	84,086.19
0000322162	*SERVICEPERSON IV	46,446.40	47,840.00	1,393.60	41,379.17	4,203.43	4,410.64	49,993.24
0000305608	BUS MECH ELEC ENGINEER	101,219.30	101,219.30	0.00	100,754.46	0.00	0.00	100,754.46
0000338016	*BUS OPERATOR	56,888.00	58,614.40	1,726.40	26,502.73	2,919.84	444.24	29,866.81

METROPOLITAN ATLANTA RAPID TRANSIT AUTHORITY (MARTA)

MARTOC REPORT

AS OF : 30-JUN-

DATE PRINTED : 24-JUL-2025

EE NUMBER	TITLE	FY 24 BASE SALARY	FY 25 BASE SALARY	DIFFERENCE +/-	REGULAR EARNINGS	OVERTIME EARNINGS	OTHER EARNINGS	TOTAL EARNINGS
0000351272	(DATE LAST EMPLOYED 11-Oct-2024) TRANSIT POLICE OFFICER SPECIAL	59,633.60	74,214.40	14,580.80	74,716.01	46,225.94	0.00	120,941.95
0000351780	*BUS OPERATOR	41,600.00	46,779.20	5,179.20	46,684.52	8,398.34	1,259.45	56,342.31
0000356738	SR GRAPHICS DESIGNER	80,000.18	80,000.18	0.00	70,825.58	0.00	0.00	70,825.58
0000344955	*JOURNEYMAN BUS TECHNICIAN	62,004.80	62,982.40	977.60	67,090.41	31,811.60	400.00	99,302.01
0000348428	TRANSIT POLICE CORPORAL	69,763.20	90,251.20	20,488.00	86,576.28	38,096.50	5,684.50	130,357.28
0000304698	ACCOUNTING SPECIALIST III	64,681.50	64,681.50	0.00	57,985.80	0.00	8,259.47	66,245.27
0000326524	RAMS ENGINEER VI	108,036.50	108,036.50	0.00	107,952.38	0.00	0.00	107,952.38
0000350207	*JOURNEYMAN BODY REPAIR	54,412.80	60,777.60	6,364.80	59,941.88	3,964.77	400.00	64,306.65
0000323588	SUPV BUS TRANSPORTATION	69,264.00	69,264.00	0.00	79,530.29	31,324.97	16,650.00	127,505.26
0000328460	*JOURNEYMAN RAIL CAR MECHANIC	62,004.80	63,876.80	1,872.00	65,723.38	11,289.49	400.00	77,412.87
0000317725	*STATION AGENT	50,419.20	52,977.60	2,558.40	60,493.42	14,157.36	0.00	74,650.78
0000315245	SUPT RAIL LINE	75,192.00	79,707.94	4,515.94	80,607.81	8,123.07	15,839.45	104,570.33
0000352018	TRANSIT POLICE OFFICER	55,140.80	65,936.00	10,795.20	64,972.09	24,390.14	2,359.39	91,721.62
0000357565	*BUS OPERATOR	42,848.00	42,848.00	0.00	21,725.35	5,374.16	0.00	27,099.51
0000348058	*BUS OPERATOR	45,406.40	50,731.20	5,324.80	54,195.61	10,235.53	0.00	64,431.14
0000304107	OFFICE ADMINISTRATOR II	73,766.42	73,766.42	0.00	73,442.95	0.00	7,849.52	81,292.47
0000342141	*JOURNEYMAN TRACK WALKER	62,004.80	63,876.80	1,872.00	67,315.81	16,495.49	0.00	83,811.30
0000346508	SYSTEM SAFETY ENGINEER III	111,787.00	111,787.00	0.00	110,375.54	0.00	0.00	110,375.54
0000356865	DIVERSITY EEO INVESTIGATOR	75,765.04	75,765.04	0.00	61,251.05	0.00	0.00	61,251.05
0000305255	*SERVICEPERSON I (A)	45,323.20	46,654.40	1,331.20	48,808.78	1,399.65	0.00	50,208.43
0000335797	*BUS OPERATOR	56,888.00	58,614.40	1,726.40	47,313.09	10,248.43	0.00	57,561.52
0000337540	*BUS OPERATOR	56,888.00	58,614.40	1,726.40	55,939.84	11,419.67	3,593.76	70,953.27
0000357738	*BUS OPERATOR	42,848.00	42,848.00	0.00	18,401.80	4,491.06	0.00	22,892.86
0000306557	DIR MAINTENANCE OF WAY	154,304.80	154,304.80	0.00	160,160.42	0.00	18,200.11	178,360.53
0000320170	*BUS OPERATOR	56,888.00	59,134.40	2,246.40	47,793.61	877.23	4,759.82	53,430.66
0000337373	*BUS OPERATOR	56,888.00	58,614.40	1,726.40	63,661.92	23,748.27	0.00	87,410.19
0000324760	*JOURNEYMAN SUPPORT EQUIPMENT	62,004.80	64,396.80	2,392.00	54,626.42	4,804.35	400.00	59,830.77
0000321695	*RAIL OPERATOR	56,888.00	59,134.40	2,246.40	65,897.38	15,765.92	0.00	81,663.30
0000354428	*BUS OPERATOR	41,600.00	46,779.20	5,179.20	49,368.09	14,193.10	0.00	63,561.19
0000357564	*BUS OPERATOR	42,848.00	42,848.00	0.00	21,627.93	3,371.24	0.00	24,999.17
0000342060	TRANSIT POLICE OFFICER SPECIAL	67,100.80	80,246.40	13,145.60	81,210.68	43,191.66	0.00	124,402.34
0000306288	*BUS OPERATOR	57,928.00	59,654.40	1,726.40	69,371.64	22,607.38	0.00	91,979.02
0000322143	*JOURNEYMAN RAIL CAR MECHANIC	62,004.80	64,396.80	2,392.00	64,427.80	184.04	400.00	65,011.84
0000355353	*BUS OPERATOR (DATE LAST EMPLOYED 14-Jul-2025)	41,600.00	42,848.00	1,248.00	41,036.57	7,325.73	0.00	48,362.30

METROPOLITAN ATLANTA RAPID TRANSIT AUTHORITY (MARTA)

AS OF : 30-JUN-

MARTOC REPORT

DATE PRINTED : 24-JUL-2025

EE NUMBER	TITLE	FY 24 BASE SALARY	FY 25 BASE SALARY	DIFFERENCE +/-	REGULAR EARNINGS	OVERTIME EARNINGS	OTHER EARNINGS	TOTAL EARNINGS
0000331062	*BUS OPERATOR	56,888.00	58,614.40	1,726.40	61,358.49	9,298.00	1,803.52	72,460.01
0000357390	*JOURNEYMAN RAIL CAR MECHANIC	60,320.00	60,320.00	0.00	32,706.20	282.75	400.00	33,388.95
0000356739	FINANCIAL ANALYST II	80,550.60	80,550.60	0.00	60,610.17	0.00	0.00	60,610.17
0000335653	*JOURNEYMAN ET-TELEPHONE MAINT	62,004.80	63,876.80	1,872.00	66,106.45	29,930.28	400.00	96,436.73
0000348163	*RAIL OPERATOR	49,233.60	54,683.20	5,449.60	53,572.14	8,589.15	390.24	62,551.53
0000304599	*MATERIAL CONTROLLER LEAD	59,612.80	61,380.80	1,768.00	62,984.49	265.60	0.00	63,250.09
0000330682	MGR SERVICE DEVELOPMENT	94,426.28	108,835.48	14,409.20	94,741.82	0.00	6,087.97	100,829.79
0000352585	POLICE SUPPLY TECHNICIAN	43,118.40	43,118.40	0.00	43,117.60	404.24	0.00	43,521.84
0000322746	RESIDENT ENGINEER	120,603.86	120,603.86	0.00	117,720.33	0.00	12,988.20	130,708.53
0000350677	*BUS OPERATOR	41,600.00	46,779.20	5,179.20	39,260.49	6,122.69	1,633.68	47,016.86
0000323596	SUPV BUS MAINTENANCE	75,920.00	75,920.00	0.00	82,331.98	20,138.92	0.00	102,470.90
0000320850	*SERVICEPERSON I	43,700.80	45,552.00	1,851.20	48,427.06	9,482.06	0.00	57,909.12
0000327124	*BUS OPERATOR	56,888.00	58,614.40	1,726.40	51,252.74	3,279.36	4,727.60	59,259.70
0000340617	*BUS OPERATOR	56,888.00	58,614.40	1,726.40	63,783.95	14,332.76	0.00	78,116.71
0000307094	*BUS OPERATOR	57,928.00	59,654.40	1,726.40	52,512.17	3,121.58	6,417.70	62,051.45
0000355346	*JOURNEYMAN ET-RADIO MAINT	54,412.80	60,777.60	6,364.80	59,912.05	9,271.18	800.00	69,983.23
0000355389	*BUS OPERATOR	41,600.00	42,848.00	1,248.00	48,450.90	25,425.67	0.00	73,876.57
0000321842	MGR REVENUE OPS SYSTEMS	104,033.28	104,033.28	0.00	103,954.06	0.00	9,603.08	113,557.14
0000341287	TRANSIT POLICE CORPORAL	69,763.20	83,428.80	13,665.60	74,614.34	10,981.14	6,522.70	92,118.18
0000357868	IT BUSINESS ANALYST III	90,000.04	90,000.04	0.00	31,153.95	0.00	0.00	31,153.95
0000328631	SUPV BUS TRANSPORTATION	74,984.00	74,984.00	0.00	76,979.06	13,636.28	6,885.55	97,500.89
0000320921	*JOURNEYMAN ET-RADIO MAINT	62,004.80	64,396.80	2,392.00	66,338.97	20,674.63	400.00	87,413.60
0000323594	*BUS OPERATOR	56,888.00	59,134.40	2,246.40	51,197.70	4,912.35	7,736.87	63,846.92
0000320303	SR INSTRUCTOR INFRASTRUCTURE	97,732.44	97,732.44	0.00	97,661.47	0.00	0.00	97,661.47
0000337861	MGR SPECIFICATIONS	127,062.52	127,062.52	0.00	126,956.87	0.00	4,415.92	131,372.79
0000316538	*BUS OPERATOR	56,888.00	59,654.40	2,766.40	54,574.05	23,661.88	3,501.17	81,737.10
0000329013	*BUS OPERATOR	56,888.00	58,614.40	1,726.40	61,329.25	20,336.31	0.00	81,665.56
0000333107	*BUS OPERATOR	56,888.00	58,614.40	1,726.40	56,280.32	3,469.53	3,142.88	62,892.73
0000332975	*BUS OPERATOR	56,888.00	58,614.40	1,726.40	51,088.18	1,591.08	6,612.91	59,292.17
0000330690	SR TALENT ACQUISITION PARTNER	80,787.98	80,787.98	0.00	80,739.06	0.00	2,071.49	82,810.55
0000327275	CUSTOMER CARE FIELD REP	63,823.50	63,823.50	0.00	64,132.78	2,491.62	4,745.85	71,370.25
0000350364	*BUS OPERATOR	45,406.40	50,731.20	5,324.80	47,946.65	7,294.02	0.00	55,240.67
0000341361	*JOURNEYMAN AA BUS TECHNICIAN	57,491.20	61,630.40	4,139.20	65,846.04	34,603.03	0.00	100,449.07
0000305150	HR GENERALIST II - TALENT ACQ	74,757.02	74,757.02	0.00	72,923.24	0.00	4,093.05	77,016.29
0000303497	*BUS OPERATOR	57,928.00	59,654.40	1,726.40	44,680.51	2,236.65	4,091.78	51,008.94

METROPOLITAN ATLANTA RAPID TRANSIT AUTHORITY (MARTA)

MARTOC REPORT

AS OF : 30-JUN-

DATE PRINTED : 24-JUL-2025

EE NUMBER	TITLE	FY 24 BASE SALARY	FY 25 BASE SALARY	DIFFERENCE +/-	REGULAR EARNINGS	OVERTIME EARNINGS	OTHER EARNINGS	TOTAL EARNINGS
0000303495	*RAIL OPERATOR	57,928.00	59,654.40	1,726.40	47,139.86	13,209.66	7,106.00	67,455.52
0000320357	*RAIL STATION CLEANER	39,416.00	41,121.60	1,705.60	33,004.46	3,652.62	2,659.07	39,316.15
0000339169	*BUS OPERATOR (DATE LAST EMPLOYED 02-Jul-2025)	56,888.00	58,614.40	1,726.40	67,292.34	8,936.18	0.00	76,228.52
0000343782	*BUS OPERATOR	56,888.00	58,614.40	1,726.40	57,740.07	21,137.15	4,221.24	83,098.46
0000328849	FOREMAN TRAIN CONTROL	71,552.00	71,552.00	0.00	78,416.55	45,640.88	5,893.76	129,951.19
0000337588	*RAIL OPERATOR	56,888.00	58,614.40	1,726.40	55,378.85	19,938.10	5,178.56	80,495.51
0000327463	FIELD INSPECTOR II	62,907.00	62,907.00	0.00	64,067.52	12,408.94	0.00	76,476.46
0000342305	*BUS OPERATOR	56,888.00	58,614.40	1,726.40	63,071.18	18,947.56	0.00	82,018.74
0000320037	*RAIL OPERATOR	56,888.00	59,134.40	2,246.40	60,788.52	44,706.36	2,624.97	108,119.85
0000314842	MGR ENVIRON HEALTH & SAFETY	128,570.52	128,570.52	0.00	128,459.52	0.00	7,418.85	135,878.37
0000302279	SUPV BUS TRANSPORTATION	69,264.00	69,264.00	0.00	74,925.03	5,039.02	166.50	80,130.55
0000314951	FOREMAN SIGN SHOP	68,660.80	68,660.80	0.00	67,598.92	5,496.18	4,225.28	77,320.38
0000333437	SR ADMINISTRATIVE ASSISTANT	54,853.50	54,853.50	0.00	48,015.75	2,740.60	210.98	50,967.33
0000353280	PROTECTIVE SPEC POLICE CADET	43,056.00	43,056.00	0.00	49,099.38	6,110.68	0.00	55,210.06
0000331210	*RAIL OPERATOR	56,888.00	58,614.40	1,726.40	58,959.85	17,889.52	3,001.59	79,850.96
0000347205	PROTECTIVE SPEC POLICE CADET	47,070.40	47,070.40	0.00	52,456.31	2,265.85	2,319.58	57,041.74
0000352889	SERVICE PLANNER II	64,170.34	64,170.34	0.00	63,583.72	0.00	493.62	64,077.34
0000344629	*JOURNEYMAN RAIL CAR MECHANIC	62,004.80	63,876.80	1,872.00	67,695.62	10,975.47	400.00	79,071.09
0000356962	BUDGET ANALYST I	68,000.14	68,000.14	0.00	52,364.00	0.00	0.00	52,364.00
0000344474	QA ENGINEER	106,202.98	106,202.98	0.00	106,121.40	0.00	10,211.85	116,333.25
0000331135	*RAIL OPERATOR	56,888.00	58,614.40	1,726.40	62,858.76	20,158.22	677.17	83,694.15
0000357403	*JOURNEYMAN BUS TECHNICIAN	56,056.00	56,056.00	0.00	32,525.24	2,819.68	0.00	35,344.92
0000343554	*BUS OPERATOR	56,888.00	58,614.40	1,726.40	60,639.88	3,157.18	0.00	63,797.06
0000343174	*RAIL OPERATOR	56,888.00	58,614.40	1,726.40	62,379.19	22,262.86	0.00	84,642.05
0000344253	*BUS OPERATOR	56,888.00	58,614.40	1,726.40	64,963.34	50,017.90	0.00	114,981.24
0000352589	*BUS OPERATOR	41,600.00	46,779.20	5,179.20	43,759.73	7,617.25	2,772.88	54,149.86
0000326541	*BUS OPERATOR	56,888.00	58,614.40	1,726.40	57,116.06	19,315.88	5,276.96	81,708.90
0000335809	*JOURNEYMAN ET-HVAC	62,004.80	63,876.80	1,872.00	68,749.76	10,940.49	400.00	80,090.25
0000303429	SUPV FARE MEDIA ENCODING	61,661.60	61,661.60	0.00	57,605.71	0.00	6,403.32	64,009.03
0000320602	MGR REVENUE ADMINISTRATION	91,126.62	91,126.62	0.00	91,064.23	0.00	6,308.79	97,373.02
0000346216	CHF SAFETY & QA OFFICER	279,779.24	279,779.24	0.00	294,445.48	0.00	0.00	294,445.48
0000335292	*JOURNEYMAN OVERHAULER	62,004.80	63,876.80	1,872.00	75,597.34	43,289.77	400.00	119,287.11
0000341801	*RAIL OPERATOR	56,888.00	58,614.40	1,726.40	56,039.52	6,675.47	5,085.02	67,800.01
0000306249	DEPUTY CHIEF OF POLICE	157,749.28	181,411.88	23,662.60	167,060.61	0.00	18,201.87	185,262.48

METROPOLITAN ATLANTA RAPID TRANSIT AUTHORITY (MARTA)

AS OF : 30-JUN-

MARTOC REPORT

DATE PRINTED : 24-JUL-2025

EE NUMBER	TITLE	FY 24 BASE SALARY	FY 25 BASE SALARY	DIFFERENCE +/-	REGULAR EARNINGS	OVERTIME EARNINGS	OTHER EARNINGS	TOTAL EARNINGS
0000327292	*BUS OPERATOR	56,888.00	58,614.40	1,726.40	53,175.46	6,366.72	5,082.95	64,625.13
0000357039	*RAIL STATION CLEANER	36,857.60	36,857.60	0.00	23,990.96	3,049.20	0.00	27,040.16
0000316232	*RAIL STATION CLEANER	40,456.00	41,641.60	1,185.60	45,030.30	7,117.11	0.00	52,147.41
0000355390	*BUS OPERATOR	41,600.00	42,848.00	1,248.00	48,677.74	13,501.97	0.00	62,179.71
0000304468	*RAIL STATION CLEANER	40,456.00	41,641.60	1,185.60	46,225.96	0.00	0.00	46,225.96
0000354897	*BUS OPERATOR	41,600.00	46,779.20	5,179.20	38,031.44	8,516.36	482.46	47,030.26
0000344426	*JOURNEYMAN BUS TECHNICIAN	57,491.20	60,590.40	3,099.20	67,617.03	37,832.58	400.00	105,849.61
0000355704	*BUS OPERATOR	41,600.00	42,848.00	1,248.00	44,495.35	9,806.23	164.80	54,466.38
0000302148	*JOURNEYMAN AA BUS TECHNICIAN	63,044.80	64,916.80	1,872.00	71,410.88	63,760.04	400.00	135,570.92
0000331455	TRANSIT POLICE OFFICER	75,441.60	86,777.60	11,336.00	86,410.34	33,352.38	4,933.10	124,695.82
0000357078	*BUS OPERATOR	42,848.00	42,848.00	0.00	31,726.45	5,373.92	0.00	37,100.37
0000321102	*BUS OPERATOR (DATE LAST EMPLOYED 01-Dec-2024)	56,888.00	59,134.40	2,246.40	29,991.83	2,503.22	2,239.84	34,734.89
0000349281	*BUS OPERATOR	45,406.40	50,731.20	5,324.80	50,995.26	8,229.28	0.00	59,224.54
0000329888	TRANSIT POLICE LIEUTENANT	94,078.40	112,548.80	18,470.40	119,321.51	25,792.47	0.00	145,113.98
0000350967	*BUS OPERATOR (DATE LAST EMPLOYED 12-Feb-2025)	41,600.00	46,779.20	5,179.20	34,953.43	6,767.60	0.00	41,721.03
0000351613	*JOURNEYMAN BUS TECHNICIAN	54,412.80	59,217.60	4,804.80	58,745.55	25,035.60	400.00	84,181.15
0000353399	SR CERTIFICATION ANALYST	92,115.14	92,115.14	0.00	92,051.52	0.00	1,329.77	93,381.29
0000339751	*BUS OPERATOR	56,888.00	58,614.40	1,726.40	63,429.50	11,112.10	2,479.84	77,021.44
0000336764	*JOURNEYMAN ET-HVAC	62,004.80	63,876.80	1,872.00	66,526.58	92.14	400.00	67,018.72
0000351521	TRANSIT POLICE OFFICER	55,140.80	65,936.00	10,795.20	65,698.56	12,674.57	3,115.10	81,488.23
0000335561	*JOURNEYMAN ELEC POWER ELECT	62,004.80	63,876.80	1,872.00	68,128.79	36,259.38	400.00	104,788.17
0000357023	*BUS OPERATOR	42,848.00	42,848.00	0.00	32,007.39	4,649.89	0.00	36,657.28
0000320554	SAFETY OPERATIONAL OFFICER	98,143.50	98,143.50	0.00	98,071.35	3,875.46	4,403.88	106,350.69
0000317058	*REVENUE AGENT	56,659.20	58,344.00	1,684.80	62,434.20	652.17	0.00	63,086.37
0000350742	SR TRANSIT SYSTEMS PLANNER	73,775.00	89,928.80	16,153.80	87,749.86	0.00	283.75	88,033.61
0000346784	*JOURNEYMAN ELEC POWER ELECT	60,216.00	63,876.80	3,660.80	66,973.17	66,288.26	400.00	133,661.43
0000344200	*JOURNEYMAN ET-RAIL CAR MAINT	62,004.80	63,876.80	1,872.00	67,140.48	19,313.63	400.00	86,854.11
0000352015	SUPV LEARNING TECHNOLOGY	92,935.44	92,935.44	0.00	92,870.70	0.00	0.00	92,870.70
0000347969	TRANSIT POLICE OFFICER	53,040.00	63,419.20	10,379.20	63,817.97	17,738.08	7,733.25	89,289.30
0000342345	TRANSIT POLICE OFFICER SPECIAL	62,025.60	74,214.40	12,188.80	63,727.01	26,433.28	0.00	90,160.29
0000323997	TRANSIT POLICE SERGEANT (DATE LAST EMPLOYED 01-Jan-2025)	86,465.60	86,465.60	0.00	53,163.08	21,431.60	4,018.16	78,612.84
0000332704	SUPV RAIL LINE	70,824.00	70,824.00	0.00	71,066.79	17,229.74	12,802.80	101,099.33
0000357380	*BUS OPERATOR	42,848.00	42,848.00	0.00	24,826.83	4,636.57	0.00	29,463.40
0000344205	*JOURNEYMAN RAIL CAR MECHANIC	62,004.80	63,876.80	1,872.00	63,174.99	286.57	400.00	63,861.56

METROPOLITAN ATLANTA RAPID TRANSIT AUTHORITY (MARTA)

AS OF : 30-JUN-

MARTOC REPORT

DATE PRINTED : 24-JUL-2025

EE NUMBER	TITLE	FY 24 BASE SALARY	FY 25 BASE SALARY	DIFFERENCE +/-	REGULAR EARNINGS	OVERTIME EARNINGS	OTHER EARNINGS	TOTAL EARNINGS
0000305940	*BUS OPERATOR	57,928.00	59,654.40	1,726.40	62,951.80	8,502.55	0.00	71,454.35
0000304420	*JOURNEYMAN ET-COMPUTER MAINT (DATE LAST EMPLOYED 01-Oct-2024)	63,044.80	64,916.80	1,872.00	22,660.31	7,977.84	1,648.40	32,286.55
0000348322	*BUS OPERATOR	45,406.40	50,731.20	5,324.80	53,036.21	21,060.89	0.00	74,097.10
0000319804	BUYER PLANNER III	88,645.70	88,645.70	0.00	88,245.64	0.00	340.95	88,586.59
0000332726	CIVIL ENGINEER V	103,997.66	103,997.66	0.00	103,919.69	0.00	0.00	103,919.69
0000302308	*JOURNEYMAN RAIL CAR MECHANIC	63,044.80	64,916.80	1,872.00	73,551.60	20,163.31	400.00	94,114.91
0000315643	OFFICE ENGINEER	100,123.14	100,123.14	0.00	100,049.06	0.00	2,310.54	102,359.60
0000303324	CONTRACT PROFESSIONAL (DATE LAST EMPLOYED 30-Jun-2025)	0.00	0.00	0.00	78,406.91	0.00	0.00	78,406.91
0000328846	FOREMAN TRAIN CONTROL	71,552.00	71,552.00	0.00	77,393.41	22,446.00	0.00	99,839.41
0000354148	*BUS OPERATOR	41,600.00	46,779.20	5,179.20	47,064.44	22,734.58	0.00	69,799.02
0000355687	*BUS OPERATOR	41,600.00	42,848.00	1,248.00	45,372.40	17,426.81	0.00	62,799.21
0000302121	*JOURNEYMAN RAIL CAR MECHANIC	63,044.80	64,916.80	1,872.00	68,352.91	19,351.90	400.00	88,104.81
0000321144	DIR OPERATIONS AUDIT/FRAUD INV (DATE LAST EMPLOYED 23-Apr-2024)	135,200.00	135,200.00	0.00	23,617.26	0.00	0.00	23,617.26
0000328453	IT BUSINESS RELATIONSHIP MGR	93,545.14	93,545.14	0.00	93,479.73	0.00	10,050.13	103,529.86
0000306521	*RAIL STATION CLEANER	40,456.00	41,641.60	1,185.60	41,200.64	240.24	1,757.20	43,198.08
0000332059	*BUS OPERATOR	56,888.00	58,614.40	1,726.40	58,191.33	20,671.23	4,057.92	82,920.48
0000305272	*BUS OPERATOR	57,928.00	59,654.40	1,726.40	47,051.00	111.54	0.00	47,162.54
0000342156	*RAIL OPERATOR	56,888.00	58,614.40	1,726.40	47,202.64	9,751.61	4,588.32	61,542.57
0000317293	MAINTENANCE PLANNER FACILITIES	65,249.60	65,249.60	0.00	65,813.94	10,727.16	7,528.80	84,069.90
0000332973	ENGINEERING CAD SPECIALIST III	82,273.36	82,273.36	0.00	81,906.63	0.00	0.00	81,906.63
0000341814	*BUS OPERATOR	56,888.00	58,614.40	1,726.40	56,496.25	6,201.10	3,381.60	66,078.95
0000306094	MOBILITY CUSTOMER CARE REP	49,900.50	49,900.50	0.00	50,012.99	94.02	1,023.60	51,130.61
0000337280	*STATION AGENT	50,419.20	51,937.60	1,518.40	56,418.39	26,644.14	0.00	83,062.53
0000325324	*JOURNEYMAN ET-LABORATORY	62,004.80	64,396.80	2,392.00	64,394.34	0.00	400.00	64,794.34
0000337921	*BUS OPERATOR	56,888.00	58,614.40	1,726.40	65,761.16	37,562.61	0.00	103,323.77
0000356043	TRANSIT POLICE OFFICER	57,324.80	68,598.40	11,273.60	67,458.85	13,108.71	0.00	80,567.56
0000302680	*JOURNEYMAN TRACK MAINTAINER	63,044.80	64,916.80	1,872.00	66,602.67	13,652.93	4,681.50	84,937.10
0000335792	DIR RAIL MAINTENANCE (DATE LAST EMPLOYED 01-Dec-2024)	181,249.64	181,249.64	0.00	90,362.24	0.00	18,732.85	109,095.09
0000337997	*JOURNEYMAN ELEC POWER ELECT	62,004.80	63,876.80	1,872.00	67,567.73	36,029.21	400.00	103,996.94
0000302241	CONTRACT PROFESSIONAL	0.00	0.00	0.00	52,475.00	1,625.00	0.00	54,100.00
0000346203	QA ENGINEER	98,395.18	98,395.18	0.00	98,323.77	0.00	0.00	98,323.77
0000321545	*BUS OPERATOR	56,888.00	59,134.40	2,246.40	22,128.12	4,104.97	2,046.96	28,280.05
0000302380	*MATERIAL CONTROLLER LEAD	59,612.80	61,380.80	1,768.00	70,232.25	6,141.03	0.00	76,373.28
0000305564	*MATERIAL CONTROLLER LEAD	59,612.80	61,380.80	1,768.00	64,180.42	2,169.01	0.00	66,349.43

METROPOLITAN ATLANTA RAPID TRANSIT AUTHORITY (MARTA)

AS OF : 30-JUN-

MARTOC REPORT

DATE PRINTED : 24-JUL-2025

EE NUMBER	TITLE	FY 24 BASE SALARY	FY 25 BASE SALARY	DIFFERENCE +/-	REGULAR EARNINGS	OVERTIME EARNINGS	OTHER EARNINGS	TOTAL EARNINGS
0000345238	PROTECTIVE SPEC POLICE CADET	47,528.00	47,528.00	0.00	53,761.22	6,486.96	0.00	60,248.18
0000304649	*RAIL OPERATOR	57,928.00	59,654.40	1,726.40	59,642.49	4,855.66	0.00	64,498.15
0000335326	*JOURNEYMAN ET-RAIL CAR MAINT	62,004.80	63,876.80	1,872.00	69,032.92	21,645.43	400.00	91,078.35
0000322436	CONTRACT EMP PT POLICE OFFICER	0.00	0.00	0.00	42,613.81	1,687.90	0.00	44,301.71
0000351995	SR ASSET MANAGER	124,200.18	124,200.18	0.00	124,094.84	0.00	0.00	124,094.84
0000330757	*JOURNEYMAN SUPPORT EQUIPMENT	62,004.80	63,876.80	1,872.00	63,834.29	3,305.20	2,849.60	69,989.09
0000346716	*JOURNEYMAN OVERHAULER	60,216.00	62,025.60	1,809.60	61,335.69	30,505.89	400.00	92,241.58
0000317601	CONTRACT EMP PT POLICE OFFICER	0.00	0.00	0.00	54,567.04	1,209.25	0.00	55,776.29
0000332652	*JOURNEYMAN RAIL CAR MECHANIC	62,004.80	63,876.80	1,872.00	63,171.21	7,046.70	400.00	70,617.91
0000357046	RIGHT OF WAY DATABASE SPEC	75,010.00	75,010.00	0.00	53,597.28	0.00	769.34	54,366.62
0000357670	*BUS OPERATOR	42,848.00	42,848.00	0.00	18,360.59	2,633.02	0.00	20,993.61
0000351341	*RAIL STATION CLEANER	35,776.00	40,601.60	4,825.60	42,143.32	16,686.81	0.00	58,830.13
0000351313	ELEV ESCALATOR SAFE INSPEC II	74,431.50	74,431.50	0.00	75,096.22	5,209.39	0.00	80,305.61
0000353919	*BUS OPERATOR	41,600.00	46,779.20	5,179.20	46,703.00	9,242.74	0.00	55,945.74
0000341694	*BUS OPERATOR	56,888.00	58,614.40	1,726.40	24,570.48	3,439.82	895.12	28,905.42
0000320644	(DATE LAST EMPLOYED 28-Oct-2024) *RAIL STATION CLEANER	39,416.00	41,121.60	1,705.60	20,436.22	12,551.48	5,746.96	38,734.66
0000332119	*BUS OPERATOR	56,888.00	58,614.40	1,726.40	64,652.72	20,249.80	0.00	84,902.52
0000321906	*BUS OPERATOR	56,888.00	59,134.40	2,246.40	63,917.51	11,329.03	0.00	75,246.54
0000304933	*SERVICEPERSON IV	46,446.40	47,840.00	1,393.60	50,101.10	4,119.77	0.00	54,220.87
0000338595	*RAIL STATION CLEANER	39,416.00	40,601.60	1,185.60	37,292.80	9,514.50	4,619.01	51,426.31
0000354676	*RAIL OPERATOR	41,600.00	46,779.20	5,179.20	46,468.54	17,649.10	0.00	64,117.64
0000349239	BILLING ANALYST I	59,483.58	59,483.58	0.00	58,976.12	345.05	3,432.38	62,753.55
0000333183	APARC SYS AMBASSADOR	39,741.00	42,390.40	2,649.40	40,692.92	496.77	0.00	41,189.69
0000357120	*JOURNEYMAN BUS TECHNICIAN	56,056.00	56,056.00	0.00	41,301.91	18,555.14	0.00	59,857.05
0000303514	*BUS OPERATOR	57,928.00	59,654.40	1,726.40	55,042.59	7,801.58	9,505.99	72,350.16
0000343706	*SECRETARY (N9)	47,465.60	48,900.80	1,435.20	37,105.98	0.00	1,504.64	38,610.62
0000306424	(DATE LAST EMPLOYED 07-Mar-2025) *JOURNEYMAN AA BUS TECHNICIAN	63,044.80	64,916.80	1,872.00	53,012.70	234.09	400.00	53,646.79
0000302271	(DATE LAST EMPLOYED 01-Apr-2025) *BUS OPERATOR	57,928.00	59,654.40	1,726.40	67,154.11	31,935.17	1,584.57	100,673.85
0000308803	DISPATCHER RADIO COMMUNICATION	71,323.20	71,323.20	0.00	78,558.11	2,563.26	2,400.30	83,521.67
0000321624	*RAIL OPERATOR	56,888.00	59,134.40	2,246.40	62,735.73	14,852.40	0.00	77,588.13
0000344235	*JOURNEYMAN RAIL CAR MECHANIC	62,004.80	63,876.80	1,872.00	67,438.97	12,978.91	400.00	80,817.88
0000335735	*BUS OPERATOR	45,406.40	50,731.20	5,324.80	27,825.81	0.00	0.00	27,825.81
0000354925	(DATE LAST EMPLOYED 13-Mar-2025) TRANSIT POLICE OFFICER	55,140.80	65,936.00	10,795.20	66,384.78	16,166.81	0.00	82,551.59
0000342413	PROTECTIVE SPEC POLICE CADET	48,006.40	48,006.40	0.00	54,414.64	6,836.11	7,847.20	69,097.95

METROPOLITAN ATLANTA RAPID TRANSIT AUTHORITY (MARTA)

AS OF : 30-JUN-

MARTOC REPORT

DATE PRINTED : 24-JUL-2025

EE NUMBER	TITLE	FY 24 BASE SALARY	FY 25 BASE SALARY	DIFFERENCE +/-	REGULAR EARNINGS	OVERTIME EARNINGS	OTHER EARNINGS	TOTAL EARNINGS
0000302313	FIELD DATA COLLECTION SPEC	46,215.00	46,215.00	0.00	46,210.26	0.00	0.00	46,210.26
0000336472	MGR CLAIMS (DATE LAST EMPLOYED 01-Jul-2025)	108,486.30	108,486.30	0.00	108,401.31	0.00	5,824.88	114,226.19
0000337735	*PT BUS OPERATOR	0.00	0.00	0.00	22,713.39	0.00	0.00	22,713.39
0000330310	*BUS OPERATOR	42,848.00	42,848.00	0.00	27,711.66	4,074.23	0.00	31,785.89
0000355686	*RAIL OPERATOR	41,600.00	42,848.00	1,248.00	44,852.79	8,091.88	0.00	52,944.67
0000315335	*JOURNEYMAN RAIL CAR MECHANIC	62,004.80	64,916.80	2,912.00	66,645.76	3,401.61	400.00	70,447.37
0000348764	TRANSIT POLICE OFFICER	55,140.80	65,936.00	10,795.20	61,960.16	25,074.33	6,450.00	93,484.49
0000302629	*RAIL OPERATOR	57,928.00	59,654.40	1,726.40	59,226.14	19,869.97	3,644.48	82,740.59
0000347576	*RAIL STATION CLEANER	39,416.00	40,601.60	1,185.60	41,898.18	6,362.52	312.32	48,573.02
0000334383	*MATERIAL CONTROLLER	56,929.60	58,656.00	1,726.40	57,756.08	1,428.24	1,353.60	60,537.92
0000333405	*JOURNEYMAN ELEC POWER ELECT	62,004.80	63,876.80	1,872.00	70,692.93	28,552.22	400.00	99,645.15
0000315446	*JOURNEYMAN TRACK WALKER (DATE LAST EMPLOYED 01-Mar-2025)	62,004.80	64,396.80	2,392.00	57,529.27	12,140.48	0.00	69,669.75
0000304554	RAIL SERVICES CONTROLLER	93,080.00	93,080.00	0.00	93,148.65	3,172.83	9,845.00	106,166.48
0000319811	SCHEDULE ANALYST III	72,786.22	72,786.22	0.00	72,747.82	0.00	2,986.12	75,733.94
0000331292	SUPV BUS MAINTENANCE	68,785.60	68,785.60	0.00	75,169.40	31,044.60	0.00	106,214.00
0000321475	TRANSIT POLICE LIEUTENANT	94,078.40	112,548.80	18,470.40	108,924.24	32,591.81	11,271.12	152,787.17
0000345817	SUPV BUS TRANSPORTATION	66,601.60	69,264.00	2,662.40	71,053.29	27,561.01	0.00	98,614.30
0000355891	*BUS OPERATOR	41,600.00	42,848.00	1,248.00	44,165.04	11,059.54	0.00	55,224.58
0000344987	TRANSIT POLICE CORPORAL	55,140.80	71,344.00	16,203.20	64,302.51	20,432.75	8,113.60	92,848.86
0000333057	*RAIL OPERATOR	56,888.00	58,614.40	1,726.40	61,860.03	17,298.84	2,930.72	82,089.59
0000318556	SUPV RAIL LINE (DATE LAST EMPLOYED 01-Oct-2024)	75,192.00	75,192.00	0.00	16,292.88	563.78	13,640.63	30,497.29
0000325719	POLICE ADMINISTRATOR	89,777.48	89,777.48	0.00	89,716.93	0.00	6,445.57	96,162.50
0000338447	*BUS OPERATOR	56,888.00	58,614.40	1,726.40	42,475.51	85.25	2,479.84	45,040.60
0000350133	ACCOUNTING SPECIALIST II	53,976.00	53,976.00	0.00	54,637.71	4,368.93	0.00	59,006.64
0000306365	APARC COMM CTR OPR	49,783.50	53,102.40	3,318.90	51,369.93	3,244.35	4,471.85	59,086.13
0000355688	*BUS OPERATOR	41,600.00	42,848.00	1,248.00	44,399.31	6,024.37	0.00	50,423.68
0000344301	QA SPECIALIST	70,132.14	70,132.14	0.00	69,611.57	0.00	485.56	70,097.13
0000353918	*BUS OPERATOR (DATE LAST EMPLOYED 24-Mar-2025)	41,600.00	42,848.00	1,248.00	18,328.02	5,092.57	164.80	23,585.39
0000350454	MOBILITY CUSTOMER CARE REP	43,114.50	43,114.50	0.00	42,907.79	1,359.28	42.01	44,309.08
0000303706	CONTRACT PROFESSIONAL	0.00	0.00	0.00	78,339.19	0.00	0.00	78,339.19
0000357036	FIELD INSPECTOR II	63,355.50	63,355.50	0.00	44,517.21	9,061.83	0.00	53,579.04
0000333479	SUPV POLICE RECORDS	64,563.20	64,563.20	0.00	66,904.32	2,979.84	6,208.00	76,092.16
0000342649	*BUS OPERATOR	56,888.00	58,614.40	1,726.40	58,223.30	6,211.65	1,633.60	66,068.55
0000351988	CUSTOMER CARE REP	51,168.00	51,168.00	0.00	47,372.36	452.64	2,341.92	50,166.92

METROPOLITAN ATLANTA RAPID TRANSIT AUTHORITY (MARTA)

AS OF : 30-JUN-

MARTOC REPORT

DATE PRINTED : 24-JUL-2025

EE NUMBER	TITLE	FY 24 BASE SALARY	FY 25 BASE SALARY	DIFFERENCE +/-	REGULAR EARNINGS	OVERTIME EARNINGS	OTHER EARNINGS	TOTAL EARNINGS
0000351435	APARC COMM CTR OPR	48,243.00	51,459.20	3,216.20	49,499.00	640.15	0.00	50,139.15
0000351634	SVC DESK SUPPORT AGENT	47,911.50	47,911.50	0.00	48,174.84	663.39	0.00	48,838.23
0000351647	*BUS OPERATOR	41,600.00	46,779.20	5,179.20	46,663.84	7,727.26	0.00	54,391.10
0000317600	SUPV COMMUNICATIONS	71,635.20	71,635.20	0.00	78,311.73	21,215.04	745.98	100,272.75
0000315214	CONTRACT EMP PT POLICE OFFICER (DATE LAST EMPLOYED 08-Nov-2024)	0.00	0.00	0.00	24,392.70	705.39	0.00	25,098.09
0000303500	*BUS OPERATOR	57,928.00	59,654.40	1,726.40	64,163.94	15,275.68	0.00	79,439.62
0000323610	*BUS OPERATOR	56,888.00	59,134.40	2,246.40	64,063.02	6,738.29	437.60	71,238.91
0000337786	*MATERIAL CONTROLLER LEAD	58,572.80	60,340.80	1,768.00	61,531.92	10.88	0.00	61,542.80
0000347997	INFORMATION SYS ANALYST III	90,614.68	90,614.68	0.00	90,553.08	0.00	0.00	90,553.08
0000337733	*BUS OPERATOR	56,888.00	58,614.40	1,726.40	61,381.11	18,465.86	1,127.20	80,974.17
0000352894	SR PERFORMANCE ANALYST	98,395.18	98,395.18	0.00	98,323.48	0.00	0.00	98,323.48
0000304423	*STATION AGENT	51,459.20	52,977.60	1,518.40	62,307.81	31,530.06	0.00	93,837.87
0000346254	SR MGR CIP MGMT & OVERSIGHT	134,391.40	134,391.40	0.00	134,272.98	0.00	15,506.73	149,779.71
0000339133	SUPV BUS TRANSPORTATION	69,243.20	69,243.20	0.00	74,634.51	15,438.39	2,663.20	92,736.10
0000355669	AGM TECHNOLOGY/CIO	225,000.10	225,000.10	0.00	225,056.42	0.00	0.00	225,056.42
0000326345	GEN SUPT BUS MAINT	111,657.78	119,757.82	8,100.04	113,935.97	0.00	9,821.84	123,757.81
0000304023	PROJECT ENGINEER	84,749.60	84,749.60	0.00	84,695.88	0.00	8,149.00	92,844.88
0000316606	*BUS OPERATOR	57,928.00	59,654.40	1,726.40	33,053.84	1,668.34	3,205.52	37,927.70
0000351167	*JOURNEYMAN BUS TECHNICIAN	57,491.20	59,779.20	2,288.00	55,509.66	7,530.24	3,194.06	66,233.96
0000338822	*STATION AGENT	46,176.00	51,937.60	5,761.60	53,095.05	22,012.91	1,846.40	76,954.36
0000353775	*BUS OPERATOR (DATE LAST EMPLOYED 31-Mar-2025)	41,600.00	46,779.20	5,179.20	32,847.56	4,852.42	0.00	37,699.98
0000334484	*BUS OPERATOR	56,888.00	58,614.40	1,726.40	63,025.44	14,936.72	0.00	77,962.16
0000306588	CONTRACT SUPV OPERATIONS	0.00	0.00	0.00	29,600.00	9,250.00	0.00	38,850.00
0000334772	*RAIL OPERATOR	56,888.00	58,614.40	1,726.40	57,955.97	6,200.19	3,553.34	67,709.50
0000342632	PROJECT ENGINEER	81,765.32	81,765.32	0.00	70,649.47	0.00	1,415.21	72,064.68
0000348314	*RAIL OPERATOR	45,406.40	50,731.20	5,324.80	53,170.84	20,018.05	930.00	74,118.89
0000320620	MOBILITY CUSTOMER CARE REP	49,666.50	49,666.50	0.00	48,383.84	4,203.70	2,375.16	54,962.70
0000348809	*BUS OPERATOR (DATE LAST EMPLOYED 01-Nov-2024)	45,406.40	46,779.20	1,372.80	18,839.38	3,360.38	0.00	22,199.76
0000346179	*JOURNEYMAN BUS TECHNICIAN (DATE LAST EMPLOYED 03-Jan-2025)	58,988.80	62,982.40	3,993.60	36,164.14	1,151.92	0.00	37,316.06
0000344455	INFORMATION SYS ANALYST III	93,192.58	93,192.58	0.00	93,127.64	0.00	194.99	93,322.63
0000343680	*BUS OPERATOR	56,888.00	58,614.40	1,726.40	67,967.88	15,015.86	0.00	82,983.74
0000317128	*BUS OPERATOR	56,888.00	59,654.40	2,766.40	57,836.29	13,916.65	5,021.33	76,774.27
0000343823	FARE COLLECT ASST SP PROJ	42,646.50	42,646.50	0.00	42,931.49	155.84	0.00	43,087.33
0000351438	IT ASSET ANALYST	63,943.10	82,000.10	18,057.00	76,417.00	0.00	3,069.75	79,486.75

METROPOLITAN ATLANTA RAPID TRANSIT AUTHORITY (MARTA)

AS OF : 30-JUN-

MARTOC REPORT

DATE PRINTED : 24-JUL-2025

EE NUMBER	TITLE	FY 24 BASE SALARY	FY 25 BASE SALARY	DIFFERENCE +/-	REGULAR EARNINGS	OVERTIME EARNINGS	OTHER EARNINGS	TOTAL EARNINGS
0000332766	*RAIL OPERATOR	56,888.00	58,614.40	1,726.40	55,285.58	17,959.32	5,636.01	78,880.91
0000354262	*BUS OPERATOR (DATE LAST EMPLOYED 04-Apr-2025)	41,600.00	46,779.20	5,179.20	41,570.88	15,321.25	0.00	56,892.13
0000341155	*BUS OPERATOR	56,888.00	58,614.40	1,726.40	60,084.83	20,824.97	3,645.49	84,555.29
0000332121	TRANSIT POLICE SERGEANT	83,137.60	99,444.80	16,307.20	88,032.21	16,116.65	7,994.00	112,142.86
0000337850	PROJECT MANAGER II	119,025.14	119,025.14	0.00	118,468.93	0.00	7,115.88	125,584.81
0000322339	*JOURNEYMAN RAIL CAR MECHANIC	62,004.80	63,876.80	1,872.00	67,788.59	9,007.17	400.00	77,195.76
0000357300	*BUS OPERATOR	42,848.00	42,848.00	0.00	28,146.49	3,674.98	0.00	31,821.47
0000342291	MGR DIVERSITY & INCLUSION	103,681.50	103,681.50	0.00	103,204.03	0.00	5,582.85	108,786.88
0000339660	RAIL SERVICES CONTROLLER	93,080.00	93,080.00	0.00	92,667.60	783.16	716.00	94,166.76
0000350717	*BUS OPERATOR	41,600.00	46,779.20	5,179.20	41,372.72	4,672.54	2,653.18	48,698.44
0000323517	*RAIL OPERATOR	56,888.00	59,134.40	2,246.40	72,122.26	45,188.89	0.00	117,311.15
0000340893	CHF OF STAFF (DATE LAST EMPLOYED 11-Oct-2024)	322,635.82	322,635.82	0.00	110,250.54	0.00	13,155.28	123,405.82
0000350120	PROGRAM MGR CUSTOMER EXP INNOV	109,529.16	109,529.16	0.00	99,332.59	0.00	4,844.61	104,177.20
0000349078	TRANSIT POLICE OFFICER	59,633.60	71,344.00	11,710.40	61,625.82	11,474.85	343.00	73,443.67
0000317911	*SERVICEPERSON I	43,700.80	46,072.00	2,371.20	46,819.38	15,016.13	0.00	61,835.51
0000348655	SCHEDULE ANALYST I	48,237.28	48,237.28	0.00	46,189.99	0.00	0.00	46,189.99
0000306506	CONTRACT PROFESSIONAL	0.00	0.00	0.00	71,171.00	19,479.46	0.00	90,650.46
0000309131	RAIL SERVICES CONTROLLER	100,963.20	100,963.20	0.00	96,081.74	6,915.89	16,729.80	119,727.43
0000326537	SUPV BUS MAINTENANCE	64,812.80	64,812.80	0.00	69,905.64	14,750.44	6,232.00	90,888.08
0000337716	TRANSIT POLICE SERGEANT	75,441.60	95,617.60	20,176.00	93,506.17	28,194.93	2,697.50	124,398.60
0000305829	*BUS OPERATOR	57,928.00	59,654.40	1,726.40	60,888.01	14,290.70	4,804.96	79,983.67
0000340062	*BUS OPERATOR	56,888.00	58,614.40	1,726.40	57,931.84	1,701.73	2,473.20	62,106.77
0000349225	*SERVICEPERSON I (DATE LAST EMPLOYED 31-Mar-2025)	43,700.80	45,032.00	1,331.20	22,077.38	934.10	497.95	23,509.43
0000333095	*BUS OPERATOR	56,888.00	58,614.40	1,726.40	63,692.59	4,297.57	901.76	68,891.92
0000348374	SR TECH PROJECT MANAGER	116,091.30	116,091.30	0.00	115,996.77	0.00	0.00	115,996.77
0000338459	TRANSIT POLICE SERGEANT	78,478.40	99,444.80	20,966.40	88,255.91	34,521.42	5,588.10	128,365.43
0000354238	*BUS OPERATOR	43,056.00	42,848.00	-208.00	35,038.42	16,785.08	1,352.34	53,175.84
0000341341	PROTECTIVE SPEC POLICE CADET	47,528.00	47,528.00	0.00	53,521.61	274.21	5,712.50	59,508.32
0000322744	FOREMAN BUILDINGS SUPP EQUIP	75,920.00	75,920.00	0.00	80,747.54	12,013.31	8,760.00	101,520.85
0000357310	*BUS OPERATOR	42,848.00	42,848.00	0.00	26,349.46	3,045.54	0.00	29,395.00
0000304704	*BUS DISPATCHER (BLOCKOUT)	55,286.40	56,929.60	1,643.20	43,043.52	2,554.12	650.56	46,248.20
0000333776	*BUS OPERATOR	56,888.00	58,614.40	1,726.40	55,315.13	24,528.47	4,861.31	84,704.91
0000345069	*JOURNEYMAN BUS TECHNICIAN	57,491.20	60,590.40	3,099.20	61,647.14	8,249.19	400.00	70,296.33
0000313509	DISPATCHER RADIO COMMUNICATION	85,384.00	85,384.00	0.00	86,946.74	3,055.07	5,890.80	95,892.61

METROPOLITAN ATLANTA RAPID TRANSIT AUTHORITY (MARTA)

AS OF : 30-JUN-

MARTOC REPORT

DATE PRINTED : 24-JUL-2025

EE NUMBER	TITLE	FY 24 BASE SALARY	FY 25 BASE SALARY	DIFFERENCE +/-	REGULAR EARNINGS	OVERTIME EARNINGS	OTHER EARNINGS	TOTAL EARNINGS
0000333398	*STATION AGENT	50,419.20	51,937.60	1,518.40	57,116.15	19,116.67	0.00	76,232.82
0000338620	*JOURNEYMAN ET-TRAIN CONTROL	62,004.80	63,876.80	1,872.00	68,333.24	38,301.15	400.00	107,034.39
0000355523	ENTERPRISE SYSTEMS ARCHITECT	120,000.14	120,000.14	0.00	92,019.50	0.00	0.00	92,019.50
0000355098	*RAIL OPERATOR	41,600.00	46,779.20	5,179.20	45,459.10	13,528.31	0.00	58,987.41
0000349873	REDUCED FARE REPRESENTATIVE	39,409.50	39,409.50	0.00	39,408.83	95.51	1,115.19	40,619.53
0000302724	*BUS OPERATOR	57,928.00	59,654.40	1,726.40	49,374.11	3,537.15	7,076.79	59,988.05
0000349193	*BUS OPERATOR	45,406.40	50,731.20	5,324.80	43,895.95	7,146.88	2,500.88	53,543.71
0000357477	SVC DESK SUPPORT AGENT	49,003.50	49,003.50	0.00	26,386.52	3,722.42	0.00	30,108.94
0000357741	*BUS OPERATOR	42,848.00	42,848.00	0.00	18,365.37	4,996.91	0.00	23,362.28
0000350865	*JOURNEYMAN TRACK MAINTAINER	58,988.80	62,025.60	3,036.80	64,443.81	13,603.99	0.00	78,047.80
0000355537	MGR CUSTOMER TECHNOLOGY DATA	139,606.22	139,606.22	0.00	139,662.31	0.00	9,093.75	148,756.06
0000327680	*JOURNEYMAN ELEC POWER ELECT	62,004.80	63,876.80	1,872.00	67,616.18	69,320.20	400.00	137,336.38
0000346259	*BUS OPERATOR	49,233.60	54,683.20	5,449.60	54,415.14	10,490.94	2,349.02	67,255.10
0000354436	*RAIL OPERATOR	41,600.00	46,779.20	5,179.20	40,083.70	12,515.78	0.00	52,599.48
0000320371	*JOURNEYMAN TRACK WALKER	62,004.80	64,396.80	2,392.00	68,007.08	18,096.74	0.00	86,103.82
0000334026	*BUS OPERATOR	56,888.00	58,614.40	1,726.40	60,387.12	12,869.49	4,057.92	77,314.53
0000354915	*JOURNEYMAN BUS TECHNICIAN	54,412.80	56,056.00	1,643.20	58,536.88	26,321.70	400.00	85,258.58
0000321756	AGM DIVERSITY AND INCLUSION	197,685.28	197,685.28	0.00	182,531.32	0.00	38,018.50	220,549.82
0000352700	ART IN TRANSIT COORD	62,100.22	62,100.22	0.00	57,298.74	0.00	0.00	57,298.74
0000338320	TRANSIT POLICE OFFICER SPECIAL	72,529.60	86,777.60	14,248.00	87,952.49	57,313.17	0.00	145,265.66
0000344466	*BUS OPERATOR (DATE LAST EMPLOYED 27-Dec-2024)	56,888.00	58,614.40	1,726.40	18,457.38	2,433.13	895.13	21,785.64
0000350160	*SERVICEPERSON IV	43,700.80	47,840.00	4,139.20	48,299.96	21,257.26	0.00	69,557.22
0000341359	AUDITOR III	87,161.88	87,161.88	0.00	87,104.65	0.00	0.00	87,104.65
0000327573	*STATION AGENT	50,419.20	51,937.60	1,518.40	55,822.48	72.72	0.00	55,895.20
0000306671	SR HR INFO SYSTEMS ANALYST	103,650.56	103,650.56	0.00	103,571.84	0.00	11,561.04	115,132.88
0000303712	*BUS OPERATOR	57,928.00	59,654.40	1,726.40	62,844.63	13,273.99	0.00	76,118.62
0000349894	*RAIL OPERATOR	45,406.40	50,731.20	5,324.80	50,153.31	11,702.58	523.92	62,379.81
0000333609	*MATERIAL CONTROLLER	56,929.60	58,656.00	1,726.40	61,139.00	2,896.28	0.00	64,035.28
0000351346	*SERVICEPERSON I	42,016.00	45,032.00	3,016.00	47,216.60	9,235.68	0.00	56,452.28
0000303346	*PT BUS OPERATOR	0.00	0.00	0.00	22,524.65	0.00	0.00	22,524.65
0000349168	*RAIL OPERATOR	45,406.40	50,731.20	5,324.80	52,045.72	24,949.79	3,471.87	80,467.38
0000338638	TRANSIT POLICE SERGEANT (DATE LAST EMPLOYED 27-Sep-2024)	83,137.60	83,137.60	0.00	25,652.64	8,704.40	4,496.63	38,853.67
0000347291	ACCOUNTANT III	85,540.52	85,540.52	0.00	85,156.47	0.00	4,553.85	89,710.32
0000347893	*JOURNEYMAN BUS TECHNICIAN	58,822.40	60,777.60	1,955.20	56,837.55	20,235.18	1,991.67	79,064.40
0000345631	*JOURNEYMAN ET-TRAIN CONTROL	62,004.80	63,876.80	1,872.00	60,650.63	39,728.77	400.00	100,779.40

METROPOLITAN ATLANTA RAPID TRANSIT AUTHORITY (MARTA)

MARTOC REPORT

AS OF : 30-JUN-

DATE PRINTED : 24-JUL-2025

EE NUMBER	TITLE	FY 24 BASE SALARY	FY 25 BASE SALARY	DIFFERENCE +/-	REGULAR EARNINGS	OVERTIME EARNINGS	OTHER EARNINGS	TOTAL EARNINGS
0000326546	*BUS OPERATOR	56,888.00	58,614.40	1,726.40	63,177.02	32,444.06	3,607.04	99,228.12
0000324721	*JOURNEYMAN ET-TRAIN CONTROL	62,004.80	64,396.80	2,392.00	70,440.70	37,325.75	400.00	108,166.45
0000353912	*RAIL OPERATOR	41,600.00	46,779.20	5,179.20	49,036.34	12,321.02	0.00	61,357.36
0000331884	TRANSIT POLICE SERGEANT	79,934.40	95,617.60	15,683.20	88,491.04	6,081.44	11,966.80	106,539.28
0000347766	*BUS OPERATOR	49,233.60	54,683.20	5,449.60	48,737.64	2,632.84	1,777.00	53,147.48
0000302330	MOBILITY SVC AGNT (DATE LAST EMPLOYED 01-Jan-2025)	51,187.50	51,187.50	0.00	21,779.03	0.00	12,022.88	33,801.91
0000355544	CONFIG MGMT SPECIALIST II	65,000.00	65,000.00	0.00	65,056.01	0.00	0.00	65,056.01
0000334959	*JOURNEYMAN SUPPORT EQUIPMENT	62,004.80	63,876.80	1,872.00	62,103.17	6,340.47	3,156.70	71,600.34
0000352755	ADMINISTRATIVE ASSISTANT (DATE LAST EMPLOYED 17-Feb-2025)	44,538.00	44,538.00	0.00	27,506.23	1,621.50	271.12	29,398.85
0000346139	*JOURNEYMAN ET-RAIL CAR MAINT	54,412.80	60,777.60	6,364.80	62,187.29	3,993.44	400.00	66,580.73
0000357393	*JOURNEYMAN RAIL CAR MECHANIC	60,320.00	60,320.00	0.00	32,715.33	1,511.63	400.00	34,626.96
0000306583	SR ITS GIS DEVELOPER	114,539.88	114,539.88	0.00	114,446.97	0.00	8,722.67	123,169.64
0000353408	*JOURNEYMAN SUPPORT EQUIPMENT	58,552.00	60,777.60	2,225.60	63,485.63	18,050.52	400.00	81,936.15
0000351973	*LIGHT RAIL OPERATOR	42,848.00	42,848.00	0.00	19,459.53	1,319.77	0.00	20,779.30
0000340312	LEGAL SVCS DEPARTMENT ADMIN	93,112.50	93,112.50	0.00	93,057.58	0.00	8,236.88	101,294.46
0000347722	AUDITOR III	87,161.88	87,161.88	0.00	79,394.15	0.00	7,601.01	86,995.16
0000306635	SR INSTRUCTOR BUS MAINT	102,013.60	102,013.60	0.00	101,937.27	0.00	11,770.83	113,708.10
0000327569	*JOURNEYMAN SUPPORT EQUIPMENT	62,004.80	63,876.80	1,872.00	61,506.29	382.89	3,579.60	65,468.78
0000316796	*SERVICEPERSON I (A)	45,323.20	46,654.40	1,331.20	47,488.01	739.24	0.00	48,227.25
0000302102	*BUS OPERATOR	57,928.00	59,654.40	1,726.40	64,795.27	23,662.76	0.00	88,458.03
0000327571	FLEET MAINTENANCE ANALYST	94,589.30	94,589.30	0.00	94,522.44	0.00	7,276.10	101,798.54
0000318082	SUPV RAIL LINE	66,747.20	66,747.20	0.00	73,343.23	29,764.97	4,973.95	108,082.15
0000334353	*BUS OPERATOR	56,888.00	58,614.40	1,726.40	64,234.76	9,757.20	1,640.64	75,632.60
0000320659	*BUS OPERATOR	56,888.00	59,134.40	2,246.40	64,152.37	21,170.59	0.00	85,322.96
0000348222	*BUS OPERATOR	45,406.40	50,731.20	5,324.80	49,885.36	12,916.52	3,671.63	66,473.51
0000340903	*CUSTOMER INFORMATION OPERATOR	43,555.20	44,865.60	1,310.40	43,528.08	5,448.09	172.56	49,148.73
0000316266	*BUS OPERATOR	56,888.00	59,134.40	2,246.40	21,689.92	3,689.21	0.00	25,379.13
0000335498	SUPV CAR REPAIR INSPECTION	63,336.00	70,636.80	7,300.80	68,562.47	1,490.87	271.68	70,325.02
0000338673	SERVICE PLANNER III	75,661.82	75,661.82	0.00	75,037.92	0.00	582.02	75,619.94
0000339803	INSTRUCTOR BUS TECHNICAL	79,476.80	79,476.80	0.00	80,340.64	18,455.44	5,298.20	104,094.28
0000333663	*JOURNEYMAN RAIL CAR MECHANIC	62,004.80	63,876.80	1,872.00	69,543.94	15,964.99	400.00	85,908.93
0000324720	*JOURNEYMAN ET-TRAIN CONTROL	62,004.80	64,396.80	2,392.00	73,457.44	37,975.91	400.00	111,833.35
0000336805	*BUS OPERATOR	56,888.00	58,614.40	1,726.40	53,738.08	6,840.00	1,352.64	61,930.72
0000302901	*JOURNEYMAN ET-TRAIN CONTROL	63,044.80	64,916.80	1,872.00	64,570.74	6,774.38	400.00	71,745.12

METROPOLITAN ATLANTA RAPID TRANSIT AUTHORITY (MARTA)

AS OF : 30-JUN-

MARTOC REPORT

DATE PRINTED : 24-JUL-2025

EE NUMBER	TITLE	FY 24 BASE SALARY	FY 25 BASE SALARY	DIFFERENCE +/-	REGULAR EARNINGS	OVERTIME EARNINGS	OTHER EARNINGS	TOTAL EARNINGS
0000320672	*JOURNEYMAN TRACK WALKER	62,004.80	64,396.80	2,392.00	62,933.38	8,690.58	4,334.40	75,958.36
0000355527	*BUS OPERATOR	41,600.00	42,848.00	1,248.00	30,152.29	3,989.81	0.00	34,142.10
0000355694	(DATE LAST EMPLOYED 24-Mar-2025) TRANSIT POLICE OFFICER	63,419.20	63,419.20	0.00	45,972.63	5,207.73	0.00	51,180.36
0000354917	*BUS OPERATOR	41,600.00	46,779.20	5,179.20	41,496.21	10,917.89	0.00	52,414.10
0000341158	*BUS OPERATOR	49,233.60	54,683.20	5,449.60	30,199.89	790.47	390.24	31,380.60
0000302748	*BUS OPERATOR	57,928.00	59,654.40	1,726.40	67,056.20	48,889.20	0.00	115,945.40
0000337472	*SERVICEPERSON I	43,700.80	45,032.00	1,331.20	45,043.94	860.61	0.00	45,904.55
0000328471	*JOURNEYMAN RAIL CAR MECHANIC	62,004.80	63,876.80	1,872.00	49,343.99	0.00	0.00	49,343.99
0000351970	(DATE LAST EMPLOYED 01-Mar-2025) MGR ENTERPRISE NETWORK OPS	139,725.30	139,725.30	0.00	139,599.63	0.00	18,812.05	158,411.68
0000331644	TRANSIT POLICE SERGEANT	83,137.60	99,444.80	16,307.20	102,036.70	42,264.18	0.00	144,300.88
0000322979	*JOURNEYMAN AUTOMOTIVE TECH	62,004.80	64,396.80	2,392.00	64,350.40	3,088.26	400.00	67,838.66
0000334590	*BUS OPERATOR	56,888.00	58,614.40	1,726.40	52,083.15	4,658.03	3,170.25	59,911.43
0000306518	SUPV BUS MAINTENANCE	66,768.00	66,768.00	0.00	71,994.98	24,639.00	0.00	96,633.98
0000342997	*BUS OPERATOR	56,888.00	58,614.40	1,726.40	26,346.20	2,508.72	0.00	28,854.92
0000344985	(DATE LAST EMPLOYED 08-Nov-2024) *JOURNEYMAN BUS TECHNICIAN	61,131.20	62,982.40	1,851.20	56,070.78	10,367.14	642.24	67,080.16
0000342138	SR INFORMATION TECH AUDITOR	120,985.02	120,985.02	0.00	120,897.64	0.00	4,653.27	125,550.91
0000328465	*JOURNEYMAN ET-RAIL CAR MAINT	62,004.80	63,876.80	1,872.00	68,477.46	67,196.45	400.00	136,073.91
0000320577	*REVENUE AGENT	55,619.20	57,824.00	2,204.80	59,945.19	3,199.69	0.00	63,144.88
0000326640	SUPV CAR REPAIR INSPECTION	72,924.80	72,924.80	0.00	74,352.87	14,983.88	7,268.99	96,605.74
0000342347	TRANSIT POLICE OFFICER	62,025.60	74,214.40	12,188.80	73,751.86	64,542.78	5,240.00	143,534.64
0000342928	*JOURNEYMAN BODY REPAIR	62,004.80	63,876.80	1,872.00	52,764.01	32,291.60	400.00	85,455.61
0000342009	*JOURNEYMAN BODY REPAIR	62,004.80	63,876.80	1,872.00	71,685.27	27,054.85	400.00	99,140.12
0000342246	*JOURNEYMAN BUS TECHNICIAN	58,032.00	60,590.40	2,558.40	63,018.53	1,618.41	400.00	65,036.94
0000346029	SUPV BUS MAINTENANCE	65,124.80	65,124.80	0.00	67,809.02	30,253.54	125.24	98,187.80
0000343277	*BUS OPERATOR	56,888.00	58,614.40	1,726.40	62,724.73	20,702.34	0.00	83,427.07
0000323665	*BUS OPERATOR	56,888.00	59,134.40	2,246.40	57,331.22	4,553.72	7,496.88	69,381.82
0000354919	*BUS OPERATOR	41,600.00	42,848.00	1,248.00	44,973.30	13,061.80	0.00	58,035.10
0000355129	(DATE LAST EMPLOYED 20-May-2025) *BUS OPERATOR	41,600.00	46,779.20	5,179.20	45,670.88	10,119.41	0.00	55,790.29
0000304173	(DATE LAST EMPLOYED 16-Jul-2025) *STATION AGENT	51,459.20	52,977.60	1,518.40	55,500.76	13,120.89	1,833.84	70,455.49
0000303572	*BUS OPERATOR	57,928.00	59,654.40	1,726.40	39,913.61	322.66	2,523.84	42,760.11
0000355381	*BUS OPERATOR	41,600.00	42,848.00	1,248.00	42,803.12	6,117.96	494.40	49,415.48
0000304429	*SERVICEPERSON IV	46,446.40	47,840.00	1,393.60	53,841.65	26,214.98	0.00	80,056.63
0000357666	PROTECTIVE SPEC POLICE CADET	43,056.00	43,056.00	0.00	18,961.20	8,383.50	0.00	27,344.70
0000355528	*BUS OPERATOR	41,600.00	42,848.00	1,248.00	45,280.53	7,804.86	0.00	53,085.39

METROPOLITAN ATLANTA RAPID TRANSIT AUTHORITY (MARTA)

AS OF : 30-JUN-

MARTOC REPORT

DATE PRINTED : 24-JUL-2025

EE NUMBER	TITLE	FY 24 BASE SALARY	FY 25 BASE SALARY	DIFFERENCE +/-	REGULAR EARNINGS	OVERTIME EARNINGS	OTHER EARNINGS	TOTAL EARNINGS
0000336172	*BUS OPERATOR	56,888.00	58,614.40	1,726.40	58,026.65	10,812.31	2,924.08	71,763.04
0000357665	*BUS OPERATOR	42,848.00	42,848.00	0.00	19,099.17	2,236.26	0.00	21,335.43
0000348226	*BUS OPERATOR	45,406.40	50,731.20	5,324.80	53,228.06	14,472.44	1,560.96	69,261.46
0000324899	*RAIL STATION CLEANER	39,416.00	41,121.60	1,705.60	42,214.87	3,861.16	0.00	46,076.03
0000350964	*JOURNEYMAN BUS TECHNICIAN	57,491.20	59,779.20	2,288.00	63,619.85	26,424.54	400.00	90,444.39
0000304455	*JOURNEYMAN ET-RAIL CAR MAINT	63,044.80	64,916.80	1,872.00	70,457.54	64,271.59	400.00	135,129.13
0000330843	MGR ACCOUNTING SYSTEMS	132,328.82	137,994.48	5,665.66	134,585.61	0.00	21,762.12	156,347.73
0000352013	MGR CIP CHANGE CONTROL	93,150.20	125,000.20	31,850.00	105,623.74	0.00	0.00	105,623.74
0000348938	SR GRC SECURITY ANALYST	106,605.46	106,605.46	0.00	104,951.87	0.00	1,196.17	106,148.04
0000347225	*BUS OPERATOR	49,233.60	54,683.20	5,449.60	56,364.53	19,925.56	0.00	76,290.09
0000357195	*HOSTLER JUNIOR APPRENTICE	45,614.40	45,614.40	0.00	29,586.30	3,218.67	0.00	32,804.97
0000304377	*JOURNEYMAN ET-RADIO MAINT	63,044.80	64,916.80	1,872.00	70,168.35	20,803.96	400.00	91,372.31
0000351976	*BUS OPERATOR	41,600.00	46,779.20	5,179.20	48,751.67	21,615.56	0.00	70,367.23
0000304890	*BUS OPERATOR	57,928.00	59,654.40	1,726.40	62,170.84	13,620.61	283.08	76,074.53
0000342888	*BUS OPERATOR	42,848.00	42,848.00	0.00	27,822.67	2,511.30	0.00	30,333.97
0000345300	TRANSIT POLICE CORPORAL	62,025.60	74,214.40	12,188.80	69,604.21	29,250.19	4,808.80	103,663.20
0000338761	*SERVICEPERSON I	43,700.80	45,032.00	1,331.20	48,019.52	32,265.06	0.00	80,284.58
0000355104	*BUS OPERATOR	41,600.00	42,848.00	1,248.00	26,422.35	5,918.51	0.00	32,340.86
0000320199	(DATE LAST EMPLOYED 08-Jan-2025) *STATION AGENT	50,419.20	52,457.60	2,038.40	49,705.64	2,556.28	2,421.12	54,683.04
0000343249	SR FINANCIAL ANALYST	89,136.84	103,546.04	14,409.20	100,795.16	0.00	2,621.53	103,416.69
0000328301	DIR SAFETY MANAGEMENT SYSTEMS	157,154.92	157,154.92	0.00	157,006.79	0.00	17,530.45	174,537.24
0000348607	*JOURNEYMAN BUS TECHNICIAN	58,822.40	60,777.60	1,955.20	66,955.40	42,760.01	400.00	110,115.41
0000321214	*RAIL STATION CLEANER	39,416.00	41,121.60	1,705.60	42,968.59	10,100.35	3,472.96	56,541.90
0000351257	*STATION AGENT	46,176.00	51,937.60	5,761.60	52,125.01	6,279.87	2,596.88	61,001.76
0000350162	CONTRACT SPECIALIST III	85,284.42	85,284.42	0.00	85,229.67	0.00	1,312.07	86,541.74
0000356854	CHF OF STAFF	290,000.10	290,000.10	0.00	203,362.35	0.00	0.00	203,362.35
0000352415	*BUS OPERATOR	41,600.00	42,848.00	1,248.00	41,896.77	8,743.24	0.00	50,640.01
0000340790	*JOURNEYMAN LIGHT RAIL TECH	62,004.80	63,876.80	1,872.00	60,546.79	19,519.47	0.00	80,066.26
0000318949	*STATION AGENT	50,419.20	52,457.60	2,038.40	55,825.54	47,034.92	395.68	103,256.14
0000355095	*JOURNEYMAN BUS TECHNICIAN	54,412.80	56,056.00	1,643.20	58,561.41	16,283.43	400.00	75,244.84
0000304334	*BUS OPERATOR	57,928.00	59,654.40	1,726.40	65,956.01	13,845.94	458.88	80,260.83
0000349301	*BUS OPERATOR	45,406.40	50,731.20	5,324.80	24,834.64	6,232.13	179.92	31,246.69
0000352291	(DATE LAST EMPLOYED 19-May-2025) *BUS OPERATOR	41,600.00	46,779.20	5,179.20	50,349.36	13,168.80	0.00	63,518.16
0000303417	*SERVICEPERSON I	44,740.80	46,072.00	1,331.20	29,390.54	2,312.75	0.00	31,703.29
	(DATE LAST EMPLOYED 01-Feb-2025)							

METROPOLITAN ATLANTA RAPID TRANSIT AUTHORITY (MARTA)

AS OF : 30-JUN-

MARTOC REPORT

DATE PRINTED : 24-JUL-2025

EE NUMBER	TITLE	FY 24 BASE SALARY	FY 25 BASE SALARY	DIFFERENCE +/-	REGULAR EARNINGS	OVERTIME EARNINGS	OTHER EARNINGS	TOTAL EARNINGS
0000350434	QA ENGINEER	91,976.82	91,976.82	0.00	91,913.35	0.00	1,179.19	93,092.54
0000352005	CJIT-POLICE DISPATCHER	64,563.20	64,563.20	0.00	68,684.68	9,916.00	0.00	78,600.68
0000330378	*BUS OPERATOR	56,888.00	58,614.40	1,726.40	28,388.72	118.95	3,845.45	32,353.12
0000351827	TRANSIT POLICE OFFICER	55,140.80	65,936.00	10,795.20	61,575.23	15,617.27	0.00	77,192.50
0000346110	IT PROJECT MANAGER	102,357.84	102,357.84	0.00	102,281.19	0.00	0.00	102,281.19
0000355521	*RAIL OPERATOR	41,600.00	46,779.20	5,179.20	46,667.67	7,340.58	0.00	54,008.25
0000343100	QA ENGINEER	108,275.18	108,275.18	0.00	108,190.61	0.00	0.00	108,190.61
0000337233	MGR REPROGRAPHICS	86,553.74	86,553.74	0.00	86,497.27	0.00	11,030.10	97,527.37
0000351181	*RAIL STATION CLEANER	35,776.00	40,601.60	4,825.60	41,578.88	3,757.05	0.00	45,335.93
0000353878	CRIMINAL JUSTICE INFO TECH REC	42,744.00	42,744.00	0.00	44,731.94	2,466.03	0.00	47,197.97
0000324690	*BUS OPERATOR	45,406.40	50,731.20	5,324.80	27,188.65	4,211.63	944.72	32,345.00
0000330506	*JOURNEYMAN RAIL CAR MECHANIC	62,004.80	63,876.80	1,872.00	65,208.90	11,126.33	400.00	76,735.23
0000320261	SR FINANCIAL ANALYST	108,342.78	108,342.78	0.00	116,175.71	0.00	6,111.66	122,287.37
0000343017	DIR CORPORATE LAW	170,775.28	190,000.20	19,224.92	179,018.47	0.00	0.00	179,018.47
0000353403	DATA MGMT ANALYST	98,329.14	98,329.14	0.00	98,257.32	0.00	0.00	98,257.32
0000341605	*BUS OPERATOR	56,888.00	58,614.40	1,726.40	47,583.29	2,696.22	5,178.48	55,457.99
0000348715	*JOURNEYMAN BUS TECHNICIAN	58,822.40	60,777.60	1,955.20	46,982.64	6,570.61	400.00	53,953.25
0000326990	MGR ENVIRON HEALTH & SAFETY	132,232.10	132,232.10	0.00	132,116.22	0.00	11,392.31	143,508.53
0000348929	DEPUTY CFO BUDGET & GRANTS	200,668.52	210,000.18	9,331.66	215,883.23	0.00	12,115.40	227,998.63
0000302954	GEN SUPT BUS MAINT	106,301.26	106,301.26	0.00	106,219.26	0.00	14,446.09	120,665.35
0000302208	*DYNAMOMETER OPERATOR	63,044.80	64,916.80	1,872.00	68,967.14	43,709.36	400.00	113,076.50
0000351358	TRANSIT POLICE OFFICER SPECIAL (DATE LAST EMPLOYED 27-Mar-2025)	55,140.80	65,936.00	10,795.20	50,812.37	23,549.88	4,969.80	79,332.05
0000325080	*JOURNEYMAN ELEC POWER ELECT	62,004.80	64,396.80	2,392.00	68,718.54	50,206.21	647.68	119,572.43
0000320825	*JOURNEYMAN ELEC POWER ELECT	62,004.80	64,396.80	2,392.00	63,827.27	2,094.05	1,545.52	67,466.84
0000352112	SUPT WORKFORCE MANAGEMENT	70,504.20	70,504.20	0.00	70,468.50	0.00	4,591.82	75,060.32
0000342304	*BUS OPERATOR	56,888.00	58,614.40	1,726.40	46,992.21	11,054.41	0.00	58,046.62
0000303101	*JOURNEYMAN BODY REPAIR	63,044.80	64,916.80	1,872.00	75,484.49	47,162.15	400.00	123,046.64
0000303103	CONTRACT PROFESSIONAL DISPATCH	0.00	0.00	0.00	69,106.22	7,150.48	0.00	76,256.70
0000320922	*JOURNEYMAN BODY REPAIR	62,004.80	64,396.80	2,392.00	67,948.77	10,541.88	400.00	78,890.65
0000332234	TRANSIT POLICE SERGEANT (DATE LAST EMPLOYED 31-Dec-2024)	86,465.60	86,465.60	0.00	46,451.81	8,737.64	5,791.95	60,981.40
0000354032	*JOURNEYMAN BUS TECHNICIAN	54,412.80	59,217.60	4,804.80	52,764.92	5,299.75	400.00	58,464.67
0000357116	*BUS OPERATOR (DATE LAST EMPLOYED 23-Apr-2025)	42,848.00	42,848.00	0.00	23,178.90	2,102.77	0.00	25,281.67
0000353412	*SERVICEPERSON IV	42,016.00	43,534.40	1,518.40	44,622.89	1,064.58	0.00	45,687.47
0000344488	AGM PLANNING (DATE LAST EMPLOYED 01-Jul-2025)	218,540.66	218,540.66	0.00	215,791.54	0.00	6,724.36	222,515.90

METROPOLITAN ATLANTA RAPID TRANSIT AUTHORITY (MARTA)

MARTOC REPORT

AS OF : 30-JUN-

DATE PRINTED : 24-JUL-2025

EE NUMBER	TITLE	FY 24 BASE SALARY	FY 25 BASE SALARY	DIFFERENCE +/-	REGULAR EARNINGS	OVERTIME EARNINGS	OTHER EARNINGS	TOTAL EARNINGS
0000321603	*SERVICEPERSON I	43,700.80	45,552.00	1,851.20	46,039.39	2,135.25	0.00	48,174.64
0000347556	PERFORMANCE ANALYST	67,779.40	67,779.40	0.00	67,747.63	0.00	0.00	67,747.63
0000345464	DIVERSITY EEO INVESTIGATOR	80,760.16	80,760.16	0.00	80,711.40	0.00	828.31	81,539.71
0000330887	*BUS OPERATOR	56,888.00	58,614.40	1,726.40	46,058.68	11,387.35	2,705.29	60,151.32
0000323163	*BUS OPERATOR	56,888.00	59,134.40	2,246.40	59,187.69	169.78	0.00	59,357.47
0000302276	SUPT RAIL CAR MAINT	95,220.32	95,220.32	0.00	95,152.53	0.00	11,719.44	106,871.97
0000332580	MECHANICAL ENGINEER V	90,229.10	90,229.10	0.00	90,169.26	0.00	6,200.83	96,370.09
0000345431	ACCOUNTING SPECIALIST II	53,332.50	53,332.50	0.00	54,297.42	3,610.26	2,871.75	60,779.43
0000337866	PROJECT MANAGER II	117,212.94	117,212.94	0.00	117,116.77	0.00	7,555.74	124,672.51
0000304046	*RAIL STATION CLEANER	40,456.00	41,641.60	1,185.60	45,090.32	16,866.60	0.00	61,956.92
0000319801	TRANSIT POLICE OFFICER	75,441.60	86,777.60	11,336.00	84,948.30	98,190.61	13,657.08	196,795.99
0000318676	OPERATIONS PROGRAM MANAGER	136,083.74	136,083.74	0.00	135,718.55	0.00	17,027.94	152,746.49
0000331793	ELECTRICAL MAINTENANCE INSPECT	69,439.50	69,439.50	0.00	71,452.34	51,607.19	11,395.20	134,454.73
0000355177	BUSINESS PROCESS ANALYST II	109,710.38	109,710.38	0.00	109,623.93	0.00	0.00	109,623.93
0000340742	SUPV LIGHT RAIL TRANSPORTATION	66,747.20	66,747.20	0.00	69,530.83	6,714.46	7,573.24	83,818.53
0000354248	*BUS OPERATOR	41,600.00	46,779.20	5,179.20	29,650.92	1,866.70	164.80	31,682.42
0000346803	TRANSIT POLICE OFFICER (DATE LAST EMPLOYED 05-Mar-2025)	57,324.80	65,936.00	8,611.20	29,533.60	0.00	8,804.40	38,338.00
0000335543	*STATION AGENT	50,419.20	51,937.60	1,518.40	42,271.95	13,344.12	1,797.84	57,413.91
0000352420	*JOURNEYMAN BUS TECHNICIAN	54,412.80	59,779.20	5,366.40	61,598.35	9,513.27	400.00	71,511.62
0000324789	*BUS OPERATOR	56,888.00	59,134.40	2,246.40	46,658.39	3,648.93	4,018.30	54,325.62
0000304612	SR MOBILITY SVC AGENT (DATE LAST EMPLOYED 01-Jan-2025)	57,505.50	57,505.50	0.00	32,299.87	2,615.37	4,158.40	39,073.64
0000333111	TRANSIT POLICE CORPORAL	75,441.60	90,251.20	14,809.60	92,515.78	47,078.16	3,018.40	142,612.34
0000354696	*BUS OPERATOR	41,600.00	46,779.20	5,179.20	47,712.76	16,013.70	902.99	64,629.45
0000304697	*JOURNEYMAN TRACK MAINTAINER	63,044.80	64,916.80	1,872.00	78,077.56	9,965.55	0.00	88,043.11
0000333578	*BUS OPERATOR	56,888.00	58,614.40	1,726.40	59,744.00	33,806.60	0.00	93,550.60
0000321483	*BUS OPERATOR	56,888.00	58,614.40	1,726.40	46,997.60	15,646.76	5,629.40	68,273.76
0000326637	*JOURNEYMAN RAIL CAR MECHANIC	62,004.80	63,876.80	1,872.00	67,130.92	18,626.10	400.00	86,157.02
0000345820	*BUS OPERATOR	53,081.60	58,614.40	5,532.80	54,790.87	12,163.32	0.00	66,954.19
0000305795	*JOURNEYMAN ELEC POWER ELECT	63,044.80	64,916.80	1,872.00	60,999.77	4,107.82	5,372.00	70,479.59
0000351223	*RAIL STATION CLEANER	35,776.00	40,601.60	4,825.60	39,555.39	6,372.66	432.16	46,360.21
0000325093	*BUS OPERATOR	56,888.00	59,134.40	2,246.40	54,006.77	4,411.87	3,386.92	61,805.56
0000326867	SUPT BUS TRANSPORTATION	80,623.92	80,623.92	0.00	73,132.95	0.00	10,750.05	83,883.00
0000339663	*RAIL STATION CLEANER	39,416.00	40,601.60	1,185.60	44,679.55	5,862.04	0.00	50,541.59
0000319987	TRANSIT POLICE SERGEANT	83,137.60	99,444.80	16,307.20	91,512.03	83,876.42	13,337.90	188,726.35
0000345920	*BUS OPERATOR	53,081.60	58,614.40	5,532.80	41,204.14	9,297.48	1,288.01	51,789.63

METROPOLITAN ATLANTA RAPID TRANSIT AUTHORITY (MARTA)

MARTOC REPORT

AS OF : 30-JUN-

DATE PRINTED : 24-JUL-2025

EE NUMBER	TITLE	FY 24 BASE SALARY	FY 25 BASE SALARY	DIFFERENCE +/-	REGULAR EARNINGS	OVERTIME EARNINGS	OTHER EARNINGS	TOTAL EARNINGS
0000319798	TRANSIT POLICE OFFICER	75,441.60	86,777.60	11,336.00	88,195.23	41,538.97	6,348.20	136,082.40
0000321981	*JOURNEYMAN ET-LABORATORY	62,004.80	64,396.80	2,392.00	68,877.31	29,401.04	400.00	98,678.35
0000345531	TRANSIT POLICE CORPORAL	57,324.80	71,344.00	14,019.20	62,201.48	8,898.44	2,174.80	73,274.72
0000320326	PLANNER AUTOMATIC TRAIN CONTR	72,987.20	72,987.20	0.00	76,175.09	38,394.99	5,403.86	119,973.94
0000321103	*JOURNEYMAN ET-RAIL CAR MAINT	62,004.80	64,396.80	2,392.00	67,756.74	14,519.14	400.00	82,675.88
0000332186	TRANSIT POLICE LIEUTENANT	97,864.00	121,097.60	23,233.60	111,060.99	44,440.25	19,331.10	174,832.34
0000337836	*JOURNEYMAN SUPPORT EQUIPMENT	62,004.80	63,876.80	1,872.00	65,103.21	14,095.95	400.00	79,599.16
0000356744	*JOURNEYMAN TRACK MAINTAINER	56,056.00	56,056.00	0.00	39,944.71	8,752.06	0.00	48,696.77
0000306134	*BUS OPERATOR	57,928.00	59,654.40	1,726.40	64,414.46	33,384.56	688.32	98,487.34
0000330991	DIVISION DISPATCHER	74,900.80	74,900.80	0.00	83,657.44	11,499.23	12,580.16	107,736.83
0000306271	SR COST ANALYST	132,328.82	121,080.44	-11,248.38	127,952.11	0.00	23,922.36	151,874.47
0000332382	TRANSIT POLICE SERGEANT	86,465.60	99,444.80	12,979.20	98,837.28	56,071.05	10,523.81	165,432.14
0000357569	TRANSIT POLICE OFFICER (DATE LAST EMPLOYED 09-Apr-2025)	65,936.00	65,936.00	0.00	19,193.92	826.80	1,711.80	21,732.52
0000353282	OFFICE ADMINISTRATOR II (DATE LAST EMPLOYED 14-Jan-2025)	68,648.58	68,648.58	0.00	39,571.74	0.00	5,853.79	45,425.53
0000332790	TRANSIT POLICE OFFICER SPECIAL	75,441.60	90,251.20	14,809.60	86,742.94	22,243.08	5,202.23	114,188.25
0000304902	*BUS OPERATOR	57,928.00	59,654.40	1,726.40	70,002.57	2,598.64	0.00	72,601.21
0000339569	*BUS OPERATOR	56,888.00	58,614.40	1,726.40	58,621.67	13,291.93	6,968.72	78,882.32
0000305835	SR MGR TECHNICAL TRAINING	106,042.56	141,259.30	35,216.74	125,623.91	0.00	9,175.34	134,799.25
0000305597	*JOURNEYMAN ET-RAIL CAR MAINT	63,044.80	64,916.80	1,872.00	64,154.29	468.16	400.00	65,022.45
0000336001	*BUS OPERATOR	56,888.00	58,614.40	1,726.40	50,920.33	10,631.70	3,607.04	65,159.07
0000322978	*JOURNEYMAN RAIL CAR MECHANIC	62,004.80	64,396.80	2,392.00	68,313.36	71,485.75	400.00	140,199.11
0000342505	*BUS OPERATOR	56,888.00	58,614.40	1,726.40	24,775.29	9,969.03	0.00	34,744.32
0000339414	*BUS OPERATOR	56,888.00	58,614.40	1,726.40	41,439.64	3,734.20	3,828.56	49,002.40
0000328844	*JOURNEYMAN ET-TRAIN CONTROL	62,004.80	63,876.80	1,872.00	67,321.23	16,518.87	400.00	84,240.10
0000331641	MGR TECH SYSTEMS SUPPORT	132,208.70	132,208.70	0.00	132,092.89	0.00	6,315.52	138,408.41
0000356881	*BUS OPERATOR	42,848.00	42,848.00	0.00	36,557.15	6,327.79	0.00	42,884.94
0000325787	MGR DATA CENTER SERVICES	110,310.46	132,947.62	22,637.16	127,636.44	0.00	11,249.44	138,885.88
0000356317	TRANSIT POLICE OFFICER	65,936.00	65,936.00	0.00	62,856.45	11,635.46	0.00	74,491.91
0000320420	*BUS OPERATOR	56,888.00	59,134.40	2,246.40	60,516.00	17,386.52	4,767.60	82,670.12
0000333097	*BUS OPERATOR	56,888.00	58,614.40	1,726.40	46,488.79	1,334.76	2,254.40	50,077.95
0000342556	CONTRACT PROFESSIONAL (DATE LAST EMPLOYED 07-Feb-2025)	0.00	0.00	0.00	93,843.21	0.00	0.00	93,843.21
0000302969	FULFILLMENT COORDINATOR	36,387.00	62,049.00	25,662.00	53,404.05	251.92	8,352.75	62,008.72
0000304983	*REVENUE AGENT	56,659.20	58,344.00	1,684.80	56,675.27	1,704.07	3,128.64	61,507.98
0000305077	*PT BUS OPERATOR	0.00	0.00	0.00	21,961.75	0.00	0.00	21,961.75

METROPOLITAN ATLANTA RAPID TRANSIT AUTHORITY (MARTA)

AS OF : 30-JUN-

MARTOC REPORT

DATE PRINTED : 24-JUL-2025

EE NUMBER	TITLE	FY 24 BASE SALARY	FY 25 BASE SALARY	DIFFERENCE +/-	REGULAR EARNINGS	OVERTIME EARNINGS	OTHER EARNINGS	TOTAL EARNINGS
0000322977	*JOURNEYMAN BUS TECHNICIAN	61,131.20	63,502.40	2,371.20	65,297.10	13,697.98	400.00	79,395.08
0000348531	SR MGR SYSTEMS ENGINEERING	153,772.32	153,772.32	0.00	153,629.15	0.00	0.00	153,629.15
0000354680	*JOURNEYMAN ET-RADIO MAINT	54,412.80	60,777.60	6,364.80	63,741.17	6,341.19	800.00	70,882.36
0000342767	TRANSIT POLICE OFFICER (DATE LAST EMPLOYED 26-Mar-2025)	59,633.60	71,344.00	11,710.40	50,494.06	32,623.28	10,150.78	93,268.12
0000303746	*RAIL OPERATOR	57,928.00	59,654.40	1,726.40	45,503.73	9,285.37	1,599.44	56,388.54
0000354033	*RAIL STATION CLEANER	33,924.80	38,646.40	4,721.60	39,627.68	2,476.55	0.00	42,104.23
0000351834	MGR CUSTOMER SERVICES (DATE LAST EMPLOYED 08-Nov-2024)	104,730.86	104,730.86	0.00	42,159.08	0.00	3,425.51	45,584.59
0000304595	*SERVICEPERSON II	44,740.80	46,072.00	1,331.20	49,774.99	13,112.46	0.00	62,887.45
0000355094	*BUS OPERATOR	41,600.00	46,779.20	5,179.20	45,545.01	9,559.21	0.00	55,104.22
0000320152	*RAIL OPERATOR	56,888.00	59,134.40	2,246.40	60,388.80	29,316.76	2,274.40	91,979.96
0000332184	SUPV BUS & RAIL STORES	72,987.20	72,987.20	0.00	75,898.02	3,781.00	280.72	79,959.74
0000306385	*BUS OPERATOR	57,928.00	59,654.40	1,726.40	61,990.06	30,959.80	2,656.35	95,606.21
0000335108	*BUS OPERATOR	56,888.00	58,614.40	1,726.40	63,210.59	17,046.20	225.44	80,482.23
0000346151	PROJECT MANAGER I	103,500.28	103,500.28	0.00	103,024.56	0.00	398.08	103,422.64
0000306063	*JOURNEYMAN STRUCTURAL INSPECT (DATE LAST EMPLOYED 01-Feb-2025)	63,044.80	64,916.80	1,872.00	43,054.85	2,854.16	0.00	45,909.01
0000331586	OFFICE ADMINISTRATOR II	67,704.00	67,704.00	0.00	64,286.75	0.00	3,385.20	67,671.95
0000315522	*SERVICEPERSON IV	44,740.80	48,880.00	4,139.20	50,224.09	17,643.97	0.00	67,868.06
0000307431	PROTECTIVE SPEC POLICE CADET	51,521.60	51,521.60	0.00	59,010.40	520.19	8,537.48	68,068.07
0000303654	*RAIL OPERATOR	57,928.00	59,654.40	1,726.40	58,436.07	18,115.99	4,539.15	81,091.21
0000349008	*RAIL STATION CLEANER	37,502.40	40,601.60	3,099.20	39,853.44	13.53	1,851.36	41,718.33
0000347206	SR TRANSIT SYSTEMS PLANNER	80,299.18	80,299.18	0.00	79,942.27	0.00	308.85	80,251.12
0000345036	MGR SECURITY & EMERGENCY MGMT (DATE LAST EMPLOYED 16-Dec-2024)	108,275.18	108,275.18	0.00	53,636.43	0.00	5,413.77	59,050.20
0000322944	TRANSIT POLICE OFFICER SPECIAL	78,478.40	90,251.20	11,772.80	41,481.20	6,133.74	8,678.00	56,292.94
0000353795	PROTECTIVE SPEC POLICE CADET	43,056.00	43,056.00	0.00	49,056.00	248.41	0.00	49,304.41
0000306367	*JOURNEYMAN ET-LABORATORY (DATE LAST EMPLOYED 01-Oct-2024)	63,044.80	64,916.80	1,872.00	19,299.40	4,912.90	0.00	24,212.30
0000343825	*JOURNEYMAN PAINTER	62,004.80	63,876.80	1,872.00	66,894.32	68,495.46	400.00	135,789.78
0000302222	CONTRACT INSTRUCTOR (DATE LAST EMPLOYED 18-Dec-2024)	0.00	0.00	0.00	25,579.52	0.00	0.00	25,579.52
0000357028	*BUS OPERATOR	42,848.00	42,848.00	0.00	33,195.79	8,955.20	0.00	42,150.99
0000322244	*JOURNEYMAN OVERHAULER	62,004.80	64,396.80	2,392.00	70,556.38	41,076.41	2,977.42	114,610.21
0000330534	*RAIL OPERATOR	56,888.00	58,614.40	1,726.40	60,542.82	26,619.83	3,916.22	91,078.87
0000357466	*BUS OPERATOR	42,848.00	42,848.00	0.00	22,759.85	3,213.02	0.00	25,972.87
0000349913	*RAIL STATION CLEANER	37,502.40	40,601.60	3,099.20	43,661.70	28,328.48	0.00	71,990.18
0000339671	*SERVICEPERSON I	43,700.80	45,032.00	1,331.20	50,001.04	39,313.65	0.00	89,314.69
0000335873	NETWORK OPS CENTER ENGINEER	73,770.84	82,051.06	8,280.22	71,096.72	0.00	5,094.91	76,191.63

METROPOLITAN ATLANTA RAPID TRANSIT AUTHORITY (MARTA)

AS OF : 30-JUN-

MARTOC REPORT

DATE PRINTED : 24-JUL-2025

EE NUMBER	TITLE	FY 24 BASE SALARY	FY 25 BASE SALARY	DIFFERENCE +/-	REGULAR EARNINGS	OVERTIME EARNINGS	OTHER EARNINGS	TOTAL EARNINGS
0000355934	TRANSIT POLICE OFFICER	57,324.80	68,598.40	11,273.60	70,443.18	42,754.68	1,777.80	114,975.66
0000321555	*JOURNEYMAN ET-RADIO MAINT	54,412.80	61,297.60	6,884.80	63,169.34	31,464.22	400.00	95,033.56
0000335369	SR ENTERPRISE SYSTEMS ENGINEER	100,492.60	119,590.90	19,098.30	109,507.36	0.00	13,083.68	122,591.04
0000346886	*RAIL OPERATOR	49,233.60	54,683.20	5,449.60	53,565.77	9,611.88	3,360.56	66,538.21
0000355376	FIELD INSPECTOR II	59,436.00	59,436.00	0.00	60,817.88	13,403.58	2,438.40	76,659.86
0000332955	TRANSIT POLICE LIEUTENANT	105,289.60	121,097.60	15,808.00	120,745.70	45,309.26	0.00	166,054.96
0000357032	MGR DATA GOVERNANCE	125,472.10	125,472.10	0.00	91,586.52	0.00	0.00	91,586.52
0000357137	*BUS OPERATOR	42,848.00	42,848.00	0.00	30,044.15	5,016.39	0.00	35,060.54
0000304695	SUPT BUS MAINTENANCE GARAGE	91,599.30	91,599.30	0.00	79,557.86	0.00	10,921.61	90,479.47
0000356173	*BUS OPERATOR	41,600.00	42,848.00	1,248.00	28,842.32	1,818.52	0.00	30,660.84
0000334856	(DATE LAST EMPLOYED 18-Jun-2025) *BUS OPERATOR	56,888.00	58,614.40	1,726.40	60,059.82	5,578.11	0.00	65,637.93
0000351992	*BUS OPERATOR	41,600.00	46,779.20	5,179.20	49,525.65	22,766.70	0.00	72,292.35
0000330501	*JOURNEYMAN AA BUS TECHNICIAN	62,004.80	63,876.80	1,872.00	26,598.61	20,186.55	4,078.00	50,863.16
0000356792	*BUS OPERATOR	42,848.00	42,848.00	0.00	37,350.55	10,165.31	0.00	47,515.86
0000314760	MARKETING SPEC & EVENT PLANNER	79,695.20	79,695.20	0.00	79,647.55	0.00	0.00	79,647.55
0000344110	*JOURNEYMAN ET-RADIO MAINT	58,988.80	62,025.60	3,036.80	63,203.69	12,184.97	400.00	75,788.66
0000340622	*LIGHT RAIL OPERATOR	45,406.40	50,731.20	5,324.80	51,021.75	3,525.40	0.00	54,547.15
0000335554	*BUS OPERATOR	56,888.00	58,614.40	1,726.40	61,210.79	22,962.05	3,715.39	87,888.23
0000352573	DIR CYBER SECURITY	186,300.14	186,300.14	0.00	186,113.99	0.00	0.00	186,113.99
0000327312	(DATE LAST EMPLOYED 01-Jul-2025) *JOURNEYMAN ET-RAIL CAR MAINT	62,004.80	63,876.80	1,872.00	66,748.45	7,948.07	400.00	75,096.52
0000329363	*RAIL OPERATOR	56,888.00	58,614.40	1,726.40	64,470.49	24,470.40	901.76	89,842.65
0000357296	TRANSIT POLICE OFFICER	63,419.20	63,419.20	0.00	37,163.51	0.00	0.00	37,163.51
0000327720	*BUS OPERATOR	56,888.00	58,614.40	1,726.40	63,841.55	31,837.54	676.32	96,355.41
0000342840	AGM INFRASTRUCTURE	217,515.48	217,515.48	0.00	217,289.79	0.00	12,604.75	229,894.54
0000302165	CONTRACT EMP ADMIN SUPPORT	0.00	0.00	0.00	49,216.70	0.00	0.00	49,216.70
0000335865	*MATERIAL CONTROLLER	53,684.80	56,388.80	2,704.00	54,170.41	9.98	1,889.38	56,069.77
0000329365	*RAIL OPERATOR	56,888.00	58,614.40	1,726.40	55,597.98	2,037.91	4,325.78	61,961.67
0000343571	*BUS OPERATOR	56,888.00	58,614.40	1,726.40	64,300.82	10,151.57	0.00	74,452.39
0000351993	*BUS OPERATOR	41,600.00	46,779.20	5,179.20	52,121.71	34,948.52	0.00	87,070.23
0000303218	RAIL SERVICES CONTROLLER	83,408.00	83,408.00	0.00	82,568.49	4,922.28	2,927.30	90,418.07
0000303395	*BUS OPERATOR	57,928.00	59,654.40	1,726.40	57,770.81	18,220.30	5,378.90	81,370.01
0000355695	*BUS OPERATOR	41,600.00	46,779.20	5,179.20	43,049.65	11,639.90	0.00	54,689.55
0000309936	SUPV BUS TRANSPORTATION	68,598.40	68,598.40	0.00	63,904.66	3,298.00	2,935.58	70,138.24
0000332761	TRANSIT POLICE SERGEANT	86,465.60	99,444.80	12,979.20	94,588.17	29,357.97	5,819.80	129,765.94
0000332052	*STATION AGENT	50,419.20	51,937.60	1,518.40	45,505.62	11,333.59	0.00	56,839.21

METROPOLITAN ATLANTA RAPID TRANSIT AUTHORITY (MARTA)
MARTOC REPORT

AS OF : 30-JUN-
DATE PRINTED : 24-JUL-2025

EE NUMBER	TITLE	FY 24 BASE SALARY	FY 25 BASE SALARY	DIFFERENCE +/-	REGULAR EARNINGS	OVERTIME EARNINGS	OTHER EARNINGS	TOTAL EARNINGS
0000305617	SUPV RAIL LINE	72,945.60	72,945.60	0.00	76,466.40	29,485.38	631.26	106,583.04
0000353592	*BUS OPERATOR	41,600.00	46,779.20	5,179.20	47,250.48	11,485.16	704.56	59,440.20
0000357742	*BUS OPERATOR	42,848.00	42,848.00	0.00	18,406.75	4,752.76	0.00	23,159.51
0000345354	SR DIR LITIGATION & ADMIN	201,825.00	201,825.00	0.00	201,618.50	0.00	46,575.00	248,193.50
0000354305	*JOURNEYMAN BUS TECHNICIAN	54,412.80	59,217.60	4,804.80	58,754.68	982.67	471.18	60,208.53
0000304676	QA ENGINEER	107,234.14	107,234.14	0.00	107,151.05	0.00	9,906.27	117,057.32
0000318679	*RAIL OPERATOR	56,888.00	59,134.40	2,246.40	58,320.97	11,242.43	4,007.84	73,571.24
0000357743	*BUS OPERATOR	42,848.00	42,848.00	0.00	18,121.84	2,637.97	0.00	20,759.81
0000303426	SUPV RAIL CAR APPEARANCE	70,657.60	70,657.60	0.00	68,820.43	10,399.25	9,239.84	88,459.52
0000325085	*JOURNEYMAN ELEC POWER ELECT	62,004.80	64,396.80	2,392.00	67,050.56	24,340.24	400.00	91,790.80
0000316072	TRANSIT POLICE SERGEANT	86,465.60	99,444.80	12,979.20	95,076.52	37,957.13	3,519.32	136,552.97
0000337662	TRANSIT POLICE OFFICER SPECIAL	75,441.60	90,251.20	14,809.60	82,454.23	42,778.46	5,440.50	130,673.19
0000306433	*STATION AGENT (DATE LAST EMPLOYED 01-May-2025)	51,459.20	52,977.60	1,518.40	54,765.85	18,589.19	1,833.84	75,188.88
0000302568	*STATION AGENT	51,459.20	52,977.60	1,518.40	34,652.40	0.00	1,210.88	35,863.28
0000337667	SUPV RAIL CAR APPEARANCE	67,308.80	67,308.80	0.00	71,743.24	13,484.02	5,177.60	90,404.86
0000329431	SR ASSOCIATE COUNSEL WKRS COMP	165,600.24	165,600.24	0.00	165,440.95	0.00	12,738.48	178,179.43
0000353292	CONTRACT SPECIALIST II	74,414.60	74,414.60	0.00	74,373.84	0.00	0.00	74,373.84
0000339071	*BUS OPERATOR	56,888.00	58,614.40	1,726.40	63,893.77	10,967.60	0.00	74,861.37
0000341493	TRANSIT POLICE OFFICER (DATE LAST EMPLOYED 04-Apr-2025)	72,529.60	86,777.60	14,248.00	62,922.72	32,236.98	16,813.16	111,972.86
0000347693	*JOURNEYMAN ET-COMPUTER MAINT	60,216.00	62,025.60	1,809.60	66,206.86	46,285.27	400.00	112,892.13
0000321150	MOBILITY OPERATIONS PROGRAM MGR	83,116.80	100,357.40	17,240.60	86,968.04	638.88	9,623.30	97,230.22
0000354697	*BUS OPERATOR	41,600.00	46,779.20	5,179.20	43,400.00	4,313.36	524.64	48,238.00
0000302600	*BUS OPERATOR	57,928.00	59,654.40	1,726.40	63,949.66	16,731.09	0.00	80,680.75
0000347970	CRIMINAL JUSTICE INFO TECH REC	46,966.40	46,966.40	0.00	46,619.26	482.65	2,506.38	49,608.29
0000349915	MGR TRANSIT ORIENTED DEV	95,748.12	95,748.12	0.00	95,679.68	0.00	3,716.02	99,395.70
0000322037	SUPV RAIL LINE	70,824.00	70,824.00	0.00	75,343.52	20,248.36	10,215.00	105,806.88
0000346063	*BUS OPERATOR	53,081.60	58,614.40	5,532.80	63,997.84	19,571.63	0.00	83,569.47
0000345447	*BUS OPERATOR	53,081.60	58,614.40	5,532.80	64,714.69	24,528.79	871.52	90,115.00
0000332084	*BUS OPERATOR	56,888.00	58,614.40	1,726.40	59,087.20	13,656.55	4,890.51	77,634.26
0000325950	ARCHITECT VI	110,732.70	110,732.70	0.00	110,645.51	0.00	0.00	110,645.51
0000350005	*SERVICEPERSON I	43,700.80	45,032.00	1,331.20	46,869.91	2,899.32	0.00	49,769.23
0000344869	*JOURNEYMAN BUS TECHNICIAN	61,131.20	62,982.40	1,851.20	59,007.28	2,653.43	400.00	62,060.71
0000343496	SUPV PROTECTIVE SPECIALISTS	44,366.40	61,193.60	16,827.20	61,451.81	10,527.71	1,408.20	73,387.72
0000345926	TRANSIT POLICE OFFICER SPECIAL	68,598.40	68,598.40	0.00	18,511.98	7,908.54	0.00	26,420.52

METROPOLITAN ATLANTA RAPID TRANSIT AUTHORITY (MARTA)

AS OF : 30-JUN-

MARTOC REPORT

DATE PRINTED : 24-JUL-2025

EE NUMBER	TITLE	FY 24 BASE SALARY	FY 25 BASE SALARY	DIFFERENCE +/-	REGULAR EARNINGS	OVERTIME EARNINGS	OTHER EARNINGS	TOTAL EARNINGS
0000355690	*BUS OPERATOR	41,600.00	42,848.00	1,248.00	46,035.68	9,585.27	0.00	55,620.95
0000352115	*BUS OPERATOR (DATE LAST EMPLOYED 22-Apr-2025)	41,600.00	46,779.20	5,179.20	44,746.82	10,719.25	0.00	55,466.07
0000347641	*BUS OPERATOR	49,233.60	54,683.20	5,449.60	48,878.57	7,309.71	3,477.93	59,666.21
0000332988	ASST SUPV FIELD DATA COLL	63,313.64	63,313.64	0.00	63,287.42	0.00	0.00	63,287.42
0000344072	*JOURNEYMAN SUPPORT EQUIPMENT	62,004.80	63,876.80	1,872.00	80,794.66	3,847.40	400.00	85,042.06
0000319273	FOREMAN TRACK & STRCT	75,857.60	75,857.60	0.00	83,167.38	38,450.07	7,294.00	128,911.45
0000355234	PROTECTIVE SPEC POLICE CADET	43,056.00	43,056.00	0.00	47,679.50	2,879.90	0.00	50,559.40
0000356175	*JOURNEYMAN ET-RADIO MAINT	54,412.80	60,320.00	5,907.20	58,191.18	4,086.48	0.00	62,277.66
0000322151	ROOF INSPECTOR III	84,435.78	84,435.78	0.00	84,382.19	0.00	0.00	84,382.19
0000347165	*BUS OPERATOR	49,233.60	54,683.20	5,449.60	56,154.77	25,850.59	2,604.99	84,610.35
0000337520	*JOURNEYMAN STRUCTURAL INSPECT	62,004.80	63,876.80	1,872.00	66,734.12	19,363.00	0.00	86,097.12
0000352286	*BUS OPERATOR (DATE LAST EMPLOYED 30-Jun-2025)	41,600.00	46,779.20	5,179.20	30,019.78	9,762.72	2,003.72	41,786.22
0000333633	*JOURNEYMAN ET-COMPUTER MAINT	62,004.80	63,876.80	1,872.00	60,271.54	7,922.89	5,067.92	73,262.35
0000343970	*JOURNEYMAN AA BUS TECHNICIAN	62,004.80	63,876.80	1,872.00	68,997.28	64,608.43	400.00	134,005.71
0000353277	SUSTAINABILITY PROGRAM MANAGER	116,277.46	116,277.46	0.00	116,126.49	0.00	0.00	116,126.49
0000333343	*JOURNEYMAN TRACK MAINTAINER	62,004.80	63,876.80	1,872.00	70,292.06	43,990.52	0.00	114,282.58
0000327898	*BUS OPERATOR	56,888.00	58,614.40	1,726.40	60,308.68	7,446.99	2,254.40	70,010.07
0000346977	CREDIT COLLEC CLEARHSE ANALYST	62,650.12	62,650.12	0.00	59,510.52	0.00	6,748.42	66,258.94
0000321511	MGR MEDIA SALES & RIDESTORES	107,537.82	107,537.82	0.00	105,604.00	0.00	13,236.56	118,840.56
0000335553	*BUS OPERATOR	56,888.00	58,614.40	1,726.40	62,331.67	25,761.87	1,141.01	89,234.55
0000354418	*JOURNEYMAN BUS TECHNICIAN	54,412.80	59,217.60	4,804.80	60,131.98	5,639.04	400.00	66,171.02
0000320418	*JOURNEYMAN TRACK WALKER (DATE LAST EMPLOYED 01-Apr-2025)	62,004.80	64,396.80	2,392.00	60,312.54	10,346.57	0.00	70,659.11
0000334501	*RAIL OPERATOR	56,888.00	58,614.40	1,726.40	46,449.58	8,610.09	2,479.84	57,539.51
0000336913	*BUS OPERATOR	56,888.00	58,614.40	1,726.40	57,325.37	5,420.98	4,175.29	66,921.64
0000340448	*BUS OPERATOR	56,888.00	58,614.40	1,726.40	59,715.38	23,106.76	2,583.11	85,405.25
0000355218	*MATERIAL CONTROLLER (DATE LAST EMPLOYED 28-Jan-2025)	50,460.80	53,102.40	2,641.60	33,189.70	4,632.74	0.00	37,822.44
0000329350	*RAIL OPERATOR	56,888.00	58,614.40	1,726.40	63,090.67	2,850.98	0.00	65,941.65
0000347188	CLAIMS ADJUSTER III-WKRS COMP	76,590.28	76,590.28	0.00	76,546.92	0.00	0.00	76,546.92
0000355075	*BUS OPERATOR	41,600.00	46,779.20	5,179.20	46,703.21	17,520.88	988.80	65,212.89
0000332358	DISPATCHER RADIO COMMUNICATION	56,888.00	61,484.80	4,596.80	55,194.95	3,317.29	6,389.60	64,901.84
0000335635	TRANSIT POLICE SERGEANT	78,478.40	99,444.80	20,966.40	97,169.95	30,132.19	0.00	127,302.14
0000355080	*BUS OPERATOR (DATE LAST EMPLOYED 30-Oct-2024)	41,600.00	42,848.00	1,248.00	17,227.68	4,052.43	0.00	21,280.11
0000302320	*JOURNEYMAN AA BUS TECHNICIAN	63,044.80	64,916.80	1,872.00	63,950.15	2,913.33	649.68	67,513.16
0000304106	SUPV CAR REPAIR INSPECTION	68,036.80	68,036.80	0.00	72,022.04	2,289.70	5,909.72	80,221.46

METROPOLITAN ATLANTA RAPID TRANSIT AUTHORITY (MARTA)

AS OF : 30-JUN-

MARTOC REPORT

DATE PRINTED : 24-JUL-2025

EE NUMBER	TITLE	FY 24 BASE SALARY	FY 25 BASE SALARY	DIFFERENCE +/-	REGULAR EARNINGS	OVERTIME EARNINGS	OTHER EARNINGS	TOTAL EARNINGS
0000353884	*RAIL STATION CLEANER	33,924.80	38,646.40	4,721.60	40,964.37	20,172.07	0.00	61,136.44
0000344074	*BUS OPERATOR	56,888.00	58,614.40	1,726.40	64,361.34	16,450.30	0.00	80,811.64
0000342130	*SERVICEPERSON IV	46,446.40	47,840.00	1,393.60	50,133.55	4,589.95	0.00	54,723.50
0000348785	*SERVICEPERSON IV	46,446.40	47,840.00	1,393.60	48,132.69	1,880.09	2,018.64	52,031.42
0000333773	*JOURNEYMAN AA BUS TECHNICIAN	62,004.80	63,876.80	1,872.00	63,492.01	651.43	1,137.04	65,280.48
0000333406	*RAIL OPERATOR	56,888.00	58,614.40	1,726.40	55,614.98	33,279.46	4,946.41	93,840.85
0000328848	*JOURNEYMAN ET-TRAIN CONTROL	62,004.80	63,876.80	1,872.00	68,736.78	38,625.99	400.00	107,762.77
0000320166	*JOURNEYMAN SUPPORT EQUIPMENT	62,004.80	64,396.80	2,392.00	66,327.18	5,642.46	638.48	72,608.12
0000355913	*BUS OPERATOR	41,600.00	42,848.00	1,248.00	41,785.15	5,645.21	0.00	47,430.36
0000347633	*BUS OPERATOR	49,233.60	54,683.20	5,449.60	54,624.53	15,884.26	0.00	70,508.79
0000346712	*JOURNEYMAN AA BUS TECHNICIAN	58,822.40	61,838.40	3,016.00	67,361.29	30,456.54	400.00	98,217.83
0000350131	SECURITY TECHNICIAN	53,331.20	53,331.20	0.00	59,317.60	0.00	2,051.20	61,368.80
0000357384	*JOURNEYMAN RAIL CAR MECHANIC	60,320.00	60,320.00	0.00	32,369.95	391.50	400.00	33,161.45
0000322165	*BUS OPERATOR	56,888.00	59,134.40	2,246.40	44,983.70	6,259.44	5,675.28	56,918.42
0000354681	*BUS OPERATOR	41,600.00	46,779.20	5,179.20	46,831.43	25,165.60	0.00	71,997.03
0000352763	*JOURNEYMAN BUS TECHNICIAN	54,412.80	59,779.20	5,366.40	57,312.85	3,654.90	2,359.03	63,326.78
0000341966	*BUS OPERATOR	53,081.60	58,614.40	5,532.80	49,898.44	2,214.10	4,722.24	56,834.78
0000341774	*BUS OPERATOR	56,888.00	58,614.40	1,726.40	57,608.25	1,682.60	2,028.96	61,319.81
0000305166	*BUS OPERATOR (DATE LAST EMPLOYED 01-Apr-2025)	57,928.00	59,654.40	1,726.40	33,273.58	3,119.27	0.00	36,392.85
0000330932	*BUS OPERATOR	56,888.00	58,614.40	1,726.40	59,234.51	41,761.43	0.00	100,995.94
0000321812	PROJECT COORDINATOR	76,222.64	76,222.64	0.00	73,541.22	0.00	3,108.38	76,649.60
0000322254	MAINTENANCE PLANNER BUS	71,822.40	71,822.40	0.00	76,688.06	12,908.97	0.00	89,597.03
0000349179	*BUS OPERATOR	45,406.40	50,731.20	5,324.80	51,322.70	8,281.51	0.00	59,604.21
0000345619	*BUS OPERATOR	53,081.60	58,614.40	5,532.80	62,316.68	26,825.71	0.00	89,142.39
0000349695	PROTECTIVE SPEC POLICE CADET	44,782.40	44,782.40	0.00	50,268.09	20,757.53	3,789.28	74,814.90
0000343971	*BUS OPERATOR	56,888.00	58,614.40	1,726.40	55,895.41	2,675.72	0.00	58,571.13
0000306497	OCCUPATIONAL MED SVCS SPEC	71,681.74	71,681.74	0.00	70,275.59	0.00	22,322.38	92,597.97
0000334960	*JOURNEYMAN AUTOMOTIVE TECH	62,004.80	63,876.80	1,872.00	65,583.31	10,978.16	400.00	76,961.47
0000347032	FOREMAN INDUSTRIAL WASTEWATER	82,388.80	82,388.80	0.00	87,601.52	13,915.66	0.00	101,517.18
0000347548	SR INFORMATION SYSTEMS ANALYST	104,313.56	104,313.56	0.00	104,234.07	0.00	6,151.84	110,385.91
0000336075	*JOURNEYMAN ET-COMPUTER MAINT	62,004.80	63,876.80	1,872.00	66,246.00	39,478.54	400.00	106,124.54
0000350782	*JOURNEYMAN ET-COMPUTER MAINT	58,988.80	62,025.60	3,036.80	65,909.94	44,638.82	400.00	110,948.76
0000349269	*JOURNEYMAN OVERHAULER	58,988.80	62,025.60	3,036.80	67,112.27	77,181.33	400.00	144,693.60
0000347363	TELEPHONY OPERATIONS ANALYST	73,485.10	73,485.10	0.00	73,445.83	0.00	0.00	73,445.83
0000332195	*MATERIAL CONTROLLER	56,929.60	58,656.00	1,726.40	60,320.93	465.30	0.00	60,786.23

METROPOLITAN ATLANTA RAPID TRANSIT AUTHORITY (MARTA)

MARTOC REPORT

AS OF : 30-JUN-

DATE PRINTED : 24-JUL-2025

EE NUMBER	TITLE	FY 24 BASE SALARY	FY 25 BASE SALARY	DIFFERENCE +/-	REGULAR EARNINGS	OVERTIME EARNINGS	OTHER EARNINGS	TOTAL EARNINGS
0000324618	CONFIG MGMT ANALYST	107,779.10	107,779.10	0.00	97,331.67	0.00	10,778.04	108,109.71
0000347082	SECURITY TECHNICIAN	66,684.80	66,684.80	0.00	72,653.60	0.00	1,603.00	74,256.60
0000331920	*STATION AGENT	50,419.20	51,937.60	1,518.40	56,140.79	4,667.22	0.00	60,808.01
0000316129	GEN FOREMAN TRACK & STRUC INSP (DATE LAST EMPLOYED 01-Apr-2025)	72,945.60	84,239.74	11,294.14	66,944.76	1,609.15	0.00	68,553.91
0000334978	*BUS OPERATOR	56,888.00	58,614.40	1,726.40	62,837.50	21,075.00	289.41	84,201.91
0000323031	INSTRUCTOR RAIL OPERATIONS	84,177.60	84,177.60	0.00	86,061.08	46,133.64	9,105.75	141,300.47
0000327665	*JOURNEYMAN ELEC POWER ELECT	62,004.80	63,876.80	1,872.00	64,924.70	25,898.56	2,119.76	92,943.02
0000304647	*BUS OPERATOR	57,928.00	59,654.40	1,726.40	53,686.80	0.00	5,041.04	58,727.84
0000324793	*JOURNEYMAN TRACK WALKER	62,004.80	64,396.80	2,392.00	68,623.18	19,634.74	0.00	88,257.92
0000304844	*BUS OPERATOR	57,928.00	59,654.40	1,726.40	33,973.07	6,332.79	2,281.12	42,586.98
0000355363	*BUS OPERATOR (DATE LAST EMPLOYED 21-Apr-2025)	41,600.00	42,848.00	1,248.00	32,225.43	5,979.51	0.00	38,204.94
0000305806	*JOURNEYMAN ELEC POWER ELECT	62,004.80	64,396.80	2,392.00	67,330.01	25,465.77	400.00	93,195.78
0000329334	*JOURNEYMAN ET-RAIL CAR MAINT	62,004.80	63,876.80	1,872.00	65,744.99	15,242.92	1,628.40	82,616.31
0000354309	CJIT-POLICE DISPATCHER	55,536.00	55,536.00	0.00	59,636.75	10,756.22	1,708.80	72,101.77
0000355915	*BUS OPERATOR	41,600.00	42,848.00	1,248.00	43,990.53	7,182.18	164.80	51,337.51
0000322737	QA ENGINEER	108,275.18	108,275.18	0.00	108,191.06	0.00	0.00	108,191.06
0000338458	*RAIL OPERATOR	56,888.00	58,614.40	1,726.40	64,212.88	34,425.81	1,728.01	100,366.70
0000326411	BUYER PLANNER III	89,506.30	89,506.30	0.00	89,446.20	0.00	0.00	89,446.20
0000305248	*BUS OPERATOR	57,928.00	59,654.40	1,726.40	63,340.12	22,644.49	3,059.30	89,043.91
0000343234	FIELD DATA COLLECTION SPEC (DATE LAST EMPLOYED 01-Feb-2025)	44,850.00	44,850.00	0.00	26,536.06	0.00	273.01	26,809.07
0000346215	TRANSIT POLICE OFFICER	55,140.80	65,936.00	10,795.20	67,153.90	21,448.93	0.00	88,602.83
0000356809	*RAIL OPERATOR	42,848.00	42,848.00	0.00	37,777.64	7,162.42	0.00	44,940.06
0000348817	*JOURNEYMAN BUS TECHNICIAN	54,412.80	59,779.20	5,366.40	59,457.33	21,723.24	400.00	81,580.57
0000348850	*JOURNEYMAN TRACK MAINTAINER	58,988.80	62,025.60	3,036.80	66,895.08	13,818.81	0.00	80,713.89
0000354691	*RAIL OPERATOR	41,600.00	46,779.20	5,179.20	47,056.29	18,584.58	0.00	65,640.87
0000355230	*BUS OPERATOR (DATE LAST EMPLOYED 23-Dec-2024)	41,600.00	42,848.00	1,248.00	21,692.71	2,778.73	0.00	24,471.44
0000324397	*JOURNEYMAN ET-TRAIN CONTROL	62,004.80	64,396.80	2,392.00	66,093.44	0.00	400.00	66,493.44
0000335147	*JOURNEYMAN ET-RAIL CAR MAINT	62,004.80	63,876.80	1,872.00	68,769.08	22,788.10	400.00	91,957.18
0000351032	*RAIL STATION CLEANER	42,016.00	40,601.60	-1,414.40	45,987.22	7,569.62	0.00	53,556.84
0000327315	*JOURNEYMAN RAIL CAR MECHANIC	62,004.80	63,876.80	1,872.00	66,726.06	7,321.70	400.00	74,447.76
0000320594	PROJECT MANAGER I	114,785.32	114,785.32	0.00	110,395.49	0.00	15,718.05	126,113.54
0000346629	PORTFOLIO MANAGER II	89,870.56	89,870.56	0.00	89,637.14	0.00	0.00	89,637.14
0000341691	*MATERIAL CONTROLLER	51,979.20	51,979.20	0.00	29,805.04	506.06	0.00	30,311.10
0000352001	AUDITOR II	76,646.18	76,646.18	0.00	19,651.54	0.00	516.88	20,168.42

METROPOLITAN ATLANTA RAPID TRANSIT AUTHORITY (MARTA)

MARTOC REPORT

AS OF : 30-JUN-

DATE PRINTED : 24-JUL-2025

EE NUMBER	TITLE	FY 24 BASE SALARY	FY 25 BASE SALARY	DIFFERENCE +/-	REGULAR EARNINGS	OVERTIME EARNINGS	OTHER EARNINGS	TOTAL EARNINGS
0000302560	(DATE LAST EMPLOYED 17-Sep-2024) TRANSIT POLICE MAJOR	126,230.26	145,165.02	18,934.76	133,764.83	0.00	14,241.39	148,006.22
0000348519	*BUS OPERATOR	45,406.40	50,731.20	5,324.80	53,728.10	14,713.96	1,930.73	70,372.79
0000353572	*JOURNEYMAN TRACK MAINTAINER	42,016.00	56,056.00	14,040.00	53,009.24	6,113.93	0.00	59,123.17
0000357574	*BUS OPERATOR	42,848.00	42,848.00	0.00	22,739.32	3,397.50	0.00	26,136.82
0000338978	*MATERIAL CONTROLLER	53,102.40	53,102.40	0.00	49,337.46	1,124.56	0.00	50,462.02
0000338585	*SERVICEPERSON IV	62,004.80	43,534.40	-18,470.40	51,405.14	3,888.53	0.00	55,293.67
0000321779	*BUS OPERATOR	56,888.00	59,134.40	2,246.40	57,658.76	15,393.59	4,767.60	77,819.95
0000347552	*BUS OPERATOR	49,233.60	54,683.20	5,449.60	48,091.78	2,125.12	3,474.20	53,691.10
0000325012	*JOURNEYMAN SUPPORT EQUIPMENT	62,004.80	64,396.80	2,392.00	68,708.25	34,451.38	400.00	103,559.63
0000346270	SR LEARNING & DEVELOPMENT SPEC	93,837.64	93,837.64	0.00	93,771.89	0.00	0.00	93,771.89
0000306912	CONTRACT PROFESSIONAL	0.00	0.00	0.00	77,902.21	14,949.27	0.00	92,851.48
0000340912	*STATION AGENT	50,419.20	51,937.60	1,518.40	53,812.96	7,056.23	0.00	60,869.19
0000351227	*RAIL OPERATOR	41,600.00	46,779.20	5,179.20	49,291.10	31,367.93	1,979.12	82,638.15
0000320848	*JOURNEYMAN STRUCTURAL INSPECT	62,004.80	64,396.80	2,392.00	66,879.59	12,119.91	0.00	78,999.50
0000357575	*BUS OPERATOR	42,848.00	42,848.00	0.00	19,102.50	2,993.01	0.00	22,095.51
0000331401	SR INSTRUCTOR BUS TRANSPORT	98,445.10	98,445.10	0.00	98,373.31	0.00	16,659.99	115,033.30
0000328940	TRANSIT POLICE OFFICER	75,441.60	86,777.60	11,336.00	66,723.50	30,769.41	23,536.08	121,028.99
0000357217	*JOURNEYMAN BUS TECHNICIAN	56,056.00	56,056.00	0.00	26,470.01	1,142.03	215.60	27,827.64
0000356816	TRANSIT POLICE OFFICER	63,419.20	63,419.20	0.00	53,300.00	9,716.88	0.00	63,016.88
0000339546	*BUS OPERATOR	56,888.00	58,614.40	1,726.40	60,058.90	9,945.18	2,291.05	72,295.13
0000331462	SUPV STATION CARE	67,932.80	67,932.80	0.00	85,231.01	24,632.45	6,140.08	116,003.54
0000322441	INSTRUCTOR RAIL OPERATIONS	82,721.60	82,721.60	0.00	83,663.85	59,386.60	9,067.56	152,118.01
0000354547	*SERVICEPERSON I	39,956.80	45,032.00	5,075.20	44,754.93	1,736.67	0.00	46,491.60
0000326863	CJIT-CALL TAKER	60,382.40	60,382.40	0.00	62,563.08	8,844.92	0.00	71,408.00
0000348135	CONTRACT SPECIALIST II	69,293.38	69,293.38	0.00	65,684.93	0.00	772.50	66,457.43
0000322488	MAINTENANCE PLANNER BUS	73,673.60	73,673.60	0.00	74,908.72	9,685.88	2,479.40	87,074.00
0000302883	*STATION AGENT	51,459.20	52,977.60	1,518.40	28,709.69	0.00	0.00	28,709.69
0000351977	(DATE LAST EMPLOYED 01-Nov-2024) *BUS OPERATOR	41,600.00	46,779.20	5,179.20	48,747.89	10,011.21	0.00	58,759.10
0000330157	*SERVICEPERSON I	43,700.80	45,032.00	1,331.20	48,933.27	23,278.30	0.00	72,211.57
0000321311	*RAIL STATION CLEANER	39,416.00	41,121.60	1,705.60	43,301.66	25,820.07	0.00	69,121.73
0000334953	CONTRACT SERVICES COORDINATOR	47,638.50	63,024.00	15,385.50	59,545.70	257.55	3,393.60	63,196.85
0000352280	*JOURNEYMAN SUPPORT EQUIPMENT	54,412.80	60,777.60	6,364.80	60,297.59	7,412.48	0.00	67,710.07
0000349315	TRANSIT POLICE OFFICER	59,633.60	71,344.00	11,710.40	66,164.61	5,927.18	4,043.76	76,135.55
0000350863	CHF CAPITAL OFFICER	341,136.64	341,136.64	0.00	340,749.23	0.00	0.00	340,749.23

METROPOLITAN ATLANTA RAPID TRANSIT AUTHORITY (MARTA)

AS OF : 30-JUN-

MARTOC REPORT

DATE PRINTED : 24-JUL-2025

EE NUMBER	TITLE	FY 24 BASE SALARY	FY 25 BASE SALARY	DIFFERENCE +/-	REGULAR EARNINGS	OVERTIME EARNINGS	OTHER EARNINGS	TOTAL EARNINGS
0000347847	PROTECTIVE SPEC POLICE CADET	44,366.40	44,366.40	0.00	46,752.96	49,234.23	2,346.30	98,333.49
0000335724	*JOURNEYMAN ET-RADIO MAINT	62,004.80	63,876.80	1,872.00	69,493.13	34,209.36	400.00	104,102.49
0000346462	MGR CYBER SECURITY (DATE LAST EMPLOYED 18-Apr-2025)	147,026.62	147,026.62	0.00	123,145.70	0.00	2,875.69	126,021.39
0000353893	*BUS OPERATOR	41,600.00	46,779.20	5,179.20	41,269.05	3,818.19	689.44	45,776.68
0000325360	*JOURNEYMAN ET-TRAIN CONTROL	62,004.80	64,396.80	2,392.00	68,410.12	34,174.08	400.00	102,984.20
0000352132	CONTRACT SPECIALIST II (DATE LAST EMPLOYED 04-Mar-2025)	74,414.60	74,414.60	0.00	52,908.14	0.00	3,030.01	55,938.15
0000357387	TRANSIT POLICE OFFICER	63,419.20	63,419.20	0.00	35,206.00	91.47	0.00	35,297.47
0000342112	TRANSIT POLICE OFFICER SPECIAL	67,100.80	80,246.40	13,145.60	81,984.92	50,925.63	3,226.00	136,136.55
0000329368	*BUS OPERATOR	56,888.00	58,614.40	1,726.40	59,618.45	21,245.09	6,080.24	86,943.78
0000339023	*JOURNEYMAN RAIL CAR MECHANIC	62,004.80	63,876.80	1,872.00	67,072.00	13,507.24	400.00	80,979.24
0000334700	TRANSIT POLICE SERGEANT	83,137.60	99,444.80	16,307.20	92,656.20	51,174.16	11,761.47	155,591.83
0000346031	*JOURNEYMAN TRACK MAINTAINER	62,004.80	63,876.80	1,872.00	67,628.34	15,362.80	0.00	82,991.14
0000302626	GEN FOREMAN TRACK & STRUC INSP	86,518.64	86,518.64	0.00	78,559.08	0.00	11,230.88	89,789.96
0000352010	SUPV RAIL LINE	66,747.20	66,747.20	0.00	65,589.59	13,072.14	6,610.54	85,272.27
0000339294	*BUS OPERATOR	42,848.00	42,848.00	0.00	34,743.58	10,872.55	0.00	45,616.13
0000356050	RIGHT OF WAY DATABASE SPEC	70,018.00	70,018.00	0.00	70,074.43	0.00	0.00	70,074.43
0000334405	*JOURNEYMAN ET-RADIO MAINT	62,004.80	63,876.80	1,872.00	62,001.60	18,230.41	2,351.04	82,583.05
0000347025	*JOURNEYMAN TRACK MAINTAINER	58,988.80	62,025.60	3,036.80	58,740.35	12,306.34	4,176.39	75,223.08
0000348213	*BUS OPERATOR	45,406.40	50,731.20	5,324.80	52,990.02	13,128.62	0.00	66,118.64
0000353916	*BUS OPERATOR	41,600.00	46,779.20	5,179.20	49,536.08	10,019.92	0.00	59,556.00
0000335503	*JOURNEYMAN ET-RADIO MAINT	58,988.80	62,025.60	3,036.80	64,423.78	18,867.43	400.00	83,691.21
0000352263	*RAIL STATION CLEANER	35,776.00	38,646.40	2,870.40	40,309.75	637.92	0.00	40,947.67
0000352584	*RAIL STATION CLEANER	35,776.00	38,646.40	2,870.40	39,654.34	3,945.00	0.00	43,599.34
0000341998	*STATION AGENT	44,850.00	44,137.60	-712.40	44,909.29	2,450.91	0.00	47,360.20
0000335790	*BUS OPERATOR	56,888.00	58,614.40	1,726.40	66,076.00	54,090.77	0.00	120,166.77
0000355518	*BUS OPERATOR	41,600.00	46,779.20	5,179.20	49,465.33	15,305.05	0.00	64,770.38
0000347241	*BUS OPERATOR (DATE LAST EMPLOYED 08-Jan-2025)	41,600.00	42,848.00	1,248.00	27,402.49	3,656.82	0.00	31,059.31
0000349524	PROJECT MANAGER II (DATE LAST EMPLOYED 04-Mar-2025)	123,661.98	123,661.98	0.00	89,122.32	0.00	7,098.20	96,220.52
0000322563	SUPV BUS MAINTENANCE	69,430.40	69,430.40	0.00	73,029.50	15,111.05	0.00	88,140.55
0000335206	*BUS OPERATOR	56,888.00	58,614.40	1,726.40	52,130.38	2,917.00	4,959.68	60,007.06
0000357460	ENVIR HEALTH & SAFETY SPEC I	57,000.06	57,000.06	0.00	30,692.41	0.00	0.00	30,692.41
0000302022	PROJECT MANAGER I	108,675.32	108,675.32	0.00	107,336.45	0.00	16,719.30	124,055.75
0000355534	ASSET SPECIALIST	83,000.06	83,000.06	0.00	83,056.23	0.00	0.00	83,056.23
0000352758	*JOURNEYMAN ELEC POWER ELECT	58,552.00	60,777.60	2,225.60	59,583.65	9,638.44	400.00	69,622.09

METROPOLITAN ATLANTA RAPID TRANSIT AUTHORITY (MARTA)

AS OF : 30-JUN-

MARTOC REPORT

DATE PRINTED : 24-JUL-2025

EE NUMBER	TITLE	FY 24 BASE SALARY	FY 25 BASE SALARY	DIFFERENCE +/-	REGULAR EARNINGS	OVERTIME EARNINGS	OTHER EARNINGS	TOTAL EARNINGS
0000302679	*JOURNEYMAN BUS TECHNICIAN	62,171.20	64,022.40	1,851.20	70,200.82	56,646.05	400.00	127,246.87
0000347505	*BUS OPERATOR	45,406.40	50,731.20	5,324.80	50,275.45	7,007.45	0.00	57,282.90
0000305986	*JOURNEYMAN OVERHAULER	60,216.00	63,876.80	3,660.80	67,277.64	52,074.66	400.00	119,752.30
0000355237	*BUS OPERATOR	41,600.00	46,779.20	5,179.20	48,220.10	10,713.94	0.00	58,934.04
0000337367	TRANSIT POLICE SERGEANT	83,137.60	99,444.80	16,307.20	97,627.01	28,900.95	3,585.75	130,113.71
0000317442	*SERVICEPERSON I	43,700.80	45,552.00	1,851.20	43,674.73	10,823.74	3,153.60	57,652.07
0000355220	*BUS OPERATOR	41,600.00	46,779.20	5,179.20	45,462.82	18,035.74	0.00	63,498.56
0000336338	*JOURNEYMAN BUS TECHNICIAN	61,131.20	62,982.40	1,851.20	61,790.13	7,925.19	400.00	70,115.32
0000321402	TRANSIT POLICE SERGEANT	78,478.40	95,617.60	17,139.20	88,402.98	13,064.14	4,010.28	105,477.40
0000342595	*BUS OPERATOR	56,888.00	58,614.40	1,726.40	45,273.74	3,130.02	4,276.72	52,680.48
0000335385	*BUS OPERATOR	56,888.00	58,614.40	1,726.40	29,609.36	5,264.10	2,028.96	36,902.42
0000346789	*JOURNEYMAN BUS TECHNICIAN	58,032.00	60,777.60	2,745.60	63,919.25	18,568.19	400.00	82,887.44
0000316512	COMMUNICATIONS COORD IOC	64,251.20	64,251.20	0.00	64,532.10	552.91	1,122.55	66,207.56
0000345407	*SERVICEPERSON IV	46,446.40	47,840.00	1,393.60	44,608.44	9,988.54	2,181.09	56,778.07
0000349007	*SERVICEPERSON IV	39,416.00	45,614.40	6,198.40	44,894.22	2,954.22	0.00	47,848.44
0000355805	*TRAFFIC CHECKER	33,425.60	36,233.60	2,808.00	36,806.60	211.14	0.00	37,017.74
0000341381	*PT BUS OPERATOR (DATE LAST EMPLOYED 21-Mar-2025)	26,780.00	26,780.00	0.00	21,483.72	1,329.64	0.00	22,813.36
0000352006	*BUS OPERATOR	41,600.00	46,779.20	5,179.20	48,568.52	9,407.70	0.00	57,976.22
0000311496	TRANSIT PROGRAM SALES ASSOC	79,897.22	79,897.22	0.00	79,542.16	0.00	2,868.12	82,410.28
0000319885	*BUS OPERATOR	42,848.00	42,848.00	0.00	29,999.48	2,816.30	0.00	32,815.78
0000342752	*BUS OPERATOR	56,888.00	58,614.40	1,726.40	49,984.93	2,598.96	6,559.83	59,143.72
0000337530	*MATERIAL CONTROLLER LEAD	56,929.60	60,340.80	3,411.20	53,424.78	0.00	5,087.66	58,512.44
0000354929	*BUS OPERATOR	41,600.00	46,779.20	5,179.20	40,613.62	11,228.11	0.00	51,841.73
0000320502	CJIT-CALL TAKER	59,800.00	59,800.00	0.00	62,928.71	10,075.57	7,019.60	80,023.88
0000306350	*BUS OPERATOR	57,928.00	59,654.40	1,726.40	61,827.92	13,636.41	0.00	75,464.33
0000304341	SUPV BUS TRANSPORTATION	79,580.80	79,580.80	0.00	84,867.83	26,072.82	2,754.72	113,695.37
0000319033	*BUS OPERATOR	56,888.00	59,134.40	2,246.40	57,814.98	5,947.31	5,913.44	69,675.73
0000338466	CAPITAL PROJECTS ADMINISTRATOR	55,009.50	55,009.50	0.00	54,993.85	0.00	0.00	54,993.85
0000352102	ENVIR HEALTH & SAFETY SPEC III (DATE LAST EMPLOYED 24-Mar-2025)	93,699.32	99,706.62	6,007.30	73,165.87	0.00	8,726.72	81,892.59
0000354683	REGIONAL PLANNER I	56,925.18	56,925.18	0.00	56,907.36	0.00	1,970.49	58,877.85
0000355689	*BUS OPERATOR	41,600.00	42,848.00	1,248.00	48,003.90	14,388.48	0.00	62,392.38
0000346910	SUPV STATION CARE	39,416.00	62,587.20	23,171.20	48,149.04	31,040.85	1,093.12	80,283.01
0000326901	*BUS OPERATOR	56,888.00	58,614.40	1,726.40	61,512.28	23,157.77	2,030.22	86,700.27
0000352754	CJIT-CALL TAKER	51,209.60	51,209.60	0.00	55,167.72	9,145.20	1,477.20	65,790.12
0000332342	*BUS OPERATOR	56,888.00	58,614.40	1,726.40	54,128.15	12,302.88	0.00	66,431.03

METROPOLITAN ATLANTA RAPID TRANSIT AUTHORITY (MARTA)
MARTOC REPORT

AS OF : 30-JUN-
DATE PRINTED : 24-JUL-2025

EE NUMBER	TITLE	FY 24 BASE SALARY	FY 25 BASE SALARY	DIFFERENCE +/-	REGULAR EARNINGS	OVERTIME EARNINGS	OTHER EARNINGS	TOTAL EARNINGS
0000355115	SUPV BUS MAINTENANCE	66,768.00	66,768.00	0.00	68,633.05	44,149.90	4,087.30	116,870.25
0000344032	*JOURNEYMAN SUPPORT EQUIPMENT	60,216.00	62,025.60	1,809.60	62,951.14	2,862.73	400.00	66,213.87
0000340059	*BUS OPERATOR	56,888.00	58,614.40	1,726.40	46,242.66	4,015.64	4,671.24	54,929.54
0000330847	FIELD DATA COLLECTION SPEC	46,663.50	46,663.50	0.00	46,706.78	17.96	0.00	46,724.74
0000349476	CAPITAL PROJECTS ADMINISTRATOR	54,502.50	54,502.50	0.00	37,788.66	0.00	0.00	37,788.66
0000355208	*BUS OPERATOR	41,600.00	46,779.20	5,179.20	46,152.53	12,433.53	0.00	58,586.06
0000356805	SUPT STATION ZONE SERVICES	84,949.02	84,949.02	0.00	71,609.30	0.00	0.00	71,609.30
0000357212	*JOURNEYMAN BUS TECHNICIAN	56,056.00	56,056.00	0.00	33,703.81	2,516.49	215.60	36,435.90
0000356800	*JOURNEYMAN SUPPORT EQUIPMENT	60,320.00	60,320.00	0.00	50,667.46	7,346.74	400.00	58,414.20
0000346839	*DYNAMOMETER OPERATOR	62,004.80	63,876.80	1,872.00	70,704.42	17,353.17	400.00	88,457.59
0000349313	TRANSIT POLICE OFFICER	55,140.80	65,936.00	10,795.20	63,284.82	10,967.82	3,242.20	77,494.84
0000357674	*BUS OPERATOR	42,848.00	42,848.00	0.00	19,757.53	2,471.42	0.00	22,228.95
0000322936	GEN SUPT RAIL LINE	103,782.90	103,782.90	0.00	99,313.17	0.00	13,572.69	112,885.86
0000349277	*PT BUS OPERATOR	0.00	0.00	0.00	26,076.02	0.00	96.82	26,172.84
0000314998	MECHANICAL ENGINEER VI	98,878.52	98,878.52	0.00	97,665.20	0.00	10,648.46	108,313.66
0000330744	TRANSIT POLICE MAJOR	125,016.84	143,769.60	18,752.76	132,453.46	0.00	19,608.44	152,061.90
0000316541	*BUS OPERATOR (DATE LAST EMPLOYED 01-Mar-2025)	56,888.00	59,134.40	2,246.40	19,469.40	12.18	909.76	20,391.34
0000305239	*BUS OPERATOR	57,928.00	59,654.40	1,726.40	49,044.77	1,121.51	6,188.24	56,354.52
0000327044	MGR FIELD RESEARCH	133,759.86	133,759.86	0.00	133,642.14	0.00	1,509.09	135,151.23
0000321148	SUPV BUS TRANSPORTATION	69,264.00	69,264.00	0.00	69,713.63	5,235.09	1,465.20	76,413.92
0000322251	*JOURNEYMAN ET-RAIL CAR MAINT	62,004.80	64,396.80	2,392.00	74,341.57	85,618.21	400.00	160,359.78
0000347695	*JOURNEYMAN ELEC POWER ELECT (DATE LAST EMPLOYED 24-Nov-2024)	60,216.00	62,025.60	1,809.60	30,624.95	5,411.05	0.00	36,036.00
0000337270	ARCHITECT IV	89,146.20	89,146.20	0.00	89,087.04	0.00	0.00	89,087.04
0000317060	TRANSIT POLICE OFFICER SPECIAL (DATE LAST EMPLOYED 10-Oct-2024)	78,478.40	78,478.40	0.00	21,760.32	7,256.15	5,156.21	34,172.68
0000325087	ELECTRICAL ENGINEER VI	109,507.84	109,507.84	0.00	109,309.98	0.00	11,793.18	121,103.16
0000351770	*BUS OPERATOR (DATE LAST EMPLOYED 08-Oct-2024)	41,600.00	46,779.20	5,179.20	17,774.82	2,499.59	0.00	20,274.41
0000321101	GEN SUPT RAIL LINE	115,139.70	115,139.70	0.00	111,060.36	0.00	18,540.46	129,600.82
0000354119	DBE/SMALL BUSINESS ANALYST	77,653.94	77,653.94	0.00	75,021.86	0.00	0.00	75,021.86
0000341511	TRANSIT POLICE OFFICER SPECIAL	72,529.60	86,777.60	14,248.00	80,932.61	29,992.22	2,204.06	113,128.89
0000303566	*SERVICEPERSON IV	47,486.40	48,880.00	1,393.60	60,402.71	19,483.77	188.00	80,074.48
0000304417	*JOURNEYMAN SUPPORT EQUIPMENT	63,044.80	64,916.80	1,872.00	71,974.71	26,362.97	400.00	98,737.68
0000355836	*BUS OPERATOR	41,600.00	42,848.00	1,248.00	41,321.10	3,645.93	0.00	44,967.03
0000346688	*BUS OPERATOR (DATE LAST EMPLOYED 05-Dec-2024)	49,233.60	54,683.20	5,449.60	24,195.51	3,042.22	0.00	27,237.73
0000341475	*LIGHT RAIL SERVICEPERSON	43,700.80	45,032.00	1,331.20	49,780.69	13,234.89	0.00	63,015.58

METROPOLITAN ATLANTA RAPID TRANSIT AUTHORITY (MARTA)

MARTOC REPORT

AS OF : 30-JUN-

DATE PRINTED : 24-JUL-2025

EE NUMBER	TITLE	FY 24 BASE SALARY	FY 25 BASE SALARY	DIFFERENCE +/-	REGULAR EARNINGS	OVERTIME EARNINGS	OTHER EARNINGS	TOTAL EARNINGS
0000345449	*RAIL OPERATOR	53,081.60	58,614.40	5,532.80	58,940.94	12,369.96	2,885.36	74,196.26
0000342984	*BUS OPERATOR	56,888.00	58,614.40	1,726.40	63,627.25	17,324.86	0.00	80,952.11
0000311678	OFFICE ADMINISTRATOR II	65,732.42	65,732.42	0.00	65,703.09	0.00	0.00	65,703.09
0000355393	*CUSTOMER INFORMATION OPERATOR	36,150.40	39,249.60	3,099.20	39,480.25	4,493.34	0.00	43,973.59
0000306236	*STATION AGENT	51,459.20	52,977.60	1,518.40	43,715.41	6,008.01	10,058.46	59,781.88
0000333875	*BUS OPERATOR	56,888.00	58,614.40	1,726.40	57,702.71	10,278.40	4,057.92	72,039.03
0000356053	*BUS OPERATOR (DATE LAST EMPLOYED 13-Feb-2025)	41,600.00	42,848.00	1,248.00	26,672.57	3,147.85	0.00	29,820.42
0000349280	*BUS OPERATOR (DATE LAST EMPLOYED 21-May-2025)	45,406.40	50,731.20	5,324.80	50,089.03	13,259.57	0.00	63,348.60
0000354314	*BUS OPERATOR	41,600.00	46,779.20	5,179.20	34,308.95	4,056.19	1,183.84	39,548.98
0000329159	*BUS OPERATOR	56,888.00	58,614.40	1,726.40	61,021.36	18,528.98	1,803.52	81,353.86
0000352267	*PT BUS OPERATOR (DATE LAST EMPLOYED 24-Jun-2025)	0.00	0.00	0.00	22,768.33	0.00	806.91	23,575.24
0000323501	SR DIR VEHICLE PROCUREMENT	175,770.14	175,770.14	0.00	151,936.25	0.00	24,339.25	176,275.50
0000357132	TRANSIT POLICE OFFICER	61,006.40	61,006.40	0.00	40,080.00	659.93	0.00	40,739.93
0000330756	*JOURNEYMAN RAIL CAR MECHANIC	58,988.80	62,025.60	3,036.80	58,161.68	24,167.76	6,903.04	89,232.48
0000354240	ELECTRICAL ENGINEER IV	54,412.80	75,000.12	20,587.32	66,362.39	7,388.35	400.00	74,150.74
0000331925	*RAIL OPERATOR	56,888.00	58,614.40	1,726.40	54,073.15	9,355.91	4,147.40	67,576.46
0000356840	SR COST ANALYST	107,000.14	107,000.14	0.00	85,485.13	0.00	2,880.78	88,365.91
0000336169	*JOURNEYMAN ET-TELEPHONE MAINT	62,004.80	63,876.80	1,872.00	65,342.54	14,419.80	2,365.44	82,127.78
0000346863	PROTECTIVE SPEC POLICE CADET	47,528.00	47,528.00	0.00	45,323.26	16,885.11	3,489.81	65,698.18
0000302696	MGR CIP PROJ INITIATION DATA	134,182.62	134,182.62	0.00	120,990.02	0.00	23,396.10	144,386.12
0000355111	CLEARINGHOUSE SPEC	52,299.00	52,299.00	0.00	49,511.16	623.57	0.00	50,134.73
0000341139	*BUS OPERATOR	56,888.00	58,614.40	1,726.40	61,288.48	49,087.80	2,022.32	112,398.60
0000325079	*JOURNEYMAN ELEC POWER ELECT	62,004.80	64,396.80	2,392.00	66,359.25	5,785.25	400.00	72,544.50
0000348097	*JOURNEYMAN BUS TECHNICIAN	58,822.40	60,777.60	1,955.20	56,500.10	3,400.06	400.00	60,300.16
0000339956	MGR FED & STATE GRANT PROGRAMS	140,290.02	140,290.02	0.00	140,163.75	0.00	10,216.02	150,379.77
0000352188	MGR COMMUNICATIONS	116,955.28	116,955.28	0.00	116,859.43	0.00	1,349.49	118,208.92
0000354403	*BUS OPERATOR	41,600.00	46,779.20	5,179.20	38,798.97	10,786.38	0.00	49,585.35
0000320968	*SERVICEPERSON I	43,700.80	45,552.00	1,851.20	49,324.20	17,735.47	0.00	67,059.67
0000356951	NETWORK OPS CENTER ENGINEER	82,051.06	82,051.06	0.00	63,172.40	0.00	0.00	63,172.40
0000356033	REVENUE OPERATIONS ANALYST II	70,000.06	70,000.06	0.00	67,364.02	0.00	1,148.72	68,512.74
0000355369	*BUS OPERATOR	41,600.00	42,848.00	1,248.00	47,098.60	10,677.67	0.00	57,776.27
0000306368	MARKETING SPEC & EVENT PLANNER (DATE LAST EMPLOYED 01-Jan-2025)	79,695.20	79,695.20	0.00	41,179.30	0.00	2,196.73	43,376.03
0000319624	*JOURNEYMAN RAIL CAR MECHANIC	62,004.80	64,396.80	2,392.00	70,900.18	36,847.65	400.00	108,147.83
0000349701	SUPV BUS MAINTENANCE	66,955.20	66,955.20	0.00	67,687.06	56,030.09	6,995.86	130,713.01

METROPOLITAN ATLANTA RAPID TRANSIT AUTHORITY (MARTA)
MARTOC REPORT

EE NUMBER	TITLE	FY 24 BASE SALARY	FY 25 BASE SALARY	DIFFERENCE +/-	REGULAR EARNINGS	OVERTIME EARNINGS	OTHER EARNINGS	TOTAL EARNINGS
0000346005	ENVIR HEALTH & SAFETY SPEC III	97,447.48	97,447.48	0.00	97,377.01	0.00	0.00	97,377.01
0000303120	*BUS OPERATOR	57,928.00	59,654.40	1,726.40	65,579.76	21,939.60	0.00	87,519.36
0000355354	*BUS OPERATOR	41,600.00	42,848.00	1,248.00	46,013.85	29,537.42	0.00	75,551.27
0000305919	*JOURNEYMAN ET-RADIO MAINT	63,044.80	64,916.80	1,872.00	67,313.04	18,806.00	400.00	86,519.04
0000304139	*STATION AGENT	51,459.20	52,977.60	1,518.40	60,956.51	6,016.21	0.00	66,972.72
0000342247	TRANSIT POLICE OFFICER SPECIAL	64,521.60	77,168.00	12,646.40	75,860.70	42,704.87	5,102.92	123,668.49
0000330605	*BUS OPERATOR	45,406.40	50,731.20	5,324.80	52,792.86	19,700.63	0.00	72,493.49
0000357377	*BUS OPERATOR (DATE LAST EMPLOYED 27-May-2025)	42,848.00	42,848.00	0.00	18,958.53	1,214.09	0.00	20,172.62
0000304726	*BUS OPERATOR	56,888.00	59,654.40	2,766.40	64,889.18	21,949.63	0.00	86,838.81
0000316272	*RAIL OPERATOR	57,928.00	59,654.40	1,726.40	56,770.48	19,914.95	6,883.20	83,568.63
0000355079	*RAIL OPERATOR	41,600.00	46,779.20	5,179.20	45,549.58	8,668.65	0.00	54,218.23
0000304036	*JOURNEYMAN ET-RADIO MAINT	63,044.80	64,916.80	1,872.00	71,947.88	10,173.98	400.00	82,521.86
0000355622	CIVIL ENGINEER V	102,000.08	102,000.08	0.00	102,056.52	0.00	0.00	102,056.52
0000344905	*BUS OPERATOR	56,888.00	58,614.40	1,726.40	60,437.73	13,940.89	2,479.84	76,858.46
0000354898	TRANSIT POLICE OFFICER (DATE LAST EMPLOYED 05-Mar-2025)	55,140.80	63,419.20	8,278.40	41,016.57	1,282.44	5,523.88	47,822.89
0000310672	RAIL SYS SOFTWARE ENGINEER VI	115,651.90	115,651.90	0.00	115,557.98	0.00	0.00	115,557.98
0000348379	*JOURNEYMAN SUPPORT EQUIPMENT (DATE LAST EMPLOYED 01-Oct-2024)	60,216.00	62,025.60	1,809.60	22,190.17	726.87	0.00	22,917.04
0000344344	*BUS OPERATOR	56,888.00	58,614.40	1,726.40	61,409.91	8,812.82	0.00	70,222.73
0000345000	*BUS OPERATOR	53,081.60	58,614.40	5,532.80	60,037.89	22,460.34	3,853.90	86,352.13
0000345281	SR MGR TRK ALLOC & OPS SCHED	157,322.62	157,322.62	0.00	155,965.10	0.00	1,210.18	157,175.28
0000334246	*JOURNEYMAN RAIL CAR MECHANIC	58,552.00	62,025.60	3,473.60	64,377.72	9,428.72	400.00	74,206.44
0000349870	*BUS OPERATOR	45,406.40	50,731.20	5,324.80	49,298.86	15,659.67	705.10	65,663.63
0000328735	TRANSIT POLICE OFFICER (DATE LAST EMPLOYED 02-Dec-2024)	75,441.60	75,441.60	0.00	34,318.38	8,112.78	27,275.04	69,706.20
0000328651	RESIDENT ENGINEER	109,665.14	116,449.84	6,784.70	111,406.11	0.00	4,851.15	116,257.26
0000326536	*RAIL OPERATOR	56,888.00	58,614.40	1,726.40	52,008.28	10,925.53	703.35	63,637.16
0000357931	ENTERPRISE ARCHITECT	125,000.20	125,000.20	0.00	40,865.55	0.00	0.00	40,865.55
0000351221	TECHNOLOGY BUSINESS MGMT SPEC	132,947.62	85,000.24	-47,947.38	86,095.32	0.00	0.00	86,095.32
0000319053	MGR BREEZE PRODUCTS	132,208.70	132,208.70	0.00	112,261.70	0.00	25,934.80	138,196.50
0000345501	*BUS OPERATOR	53,081.60	58,614.40	5,532.80	59,273.63	3,737.89	0.00	63,011.52
0000323177	MGR ROOFING PROGRAM	141,235.90	141,235.90	0.00	140,566.53	0.00	10,322.55	150,889.08
0000357386	*STATION AGENT	44,137.60	44,137.60	0.00	22,258.31	19,957.42	0.00	42,215.73
0000339163	*SERVICEPERSON I	39,956.80	43,284.80	3,328.00	42,875.18	14.85	0.00	42,890.03
0000302641	GEN SUPT BUS MAINT	106,479.36	106,479.36	0.00	106,396.94	0.00	11,467.02	117,863.96
0000322858	SUPV STATION CARE	69,201.60	69,201.60	0.00	81,437.19	3,037.64	0.00	84,474.83

METROPOLITAN ATLANTA RAPID TRANSIT AUTHORITY (MARTA)

AS OF : 30-JUN-

MARTOC REPORT

DATE PRINTED : 24-JUL-2025

EE NUMBER	TITLE	FY 24 BASE SALARY	FY 25 BASE SALARY	DIFFERENCE +/-	REGULAR EARNINGS	OVERTIME EARNINGS	OTHER EARNINGS	TOTAL EARNINGS
0000344863	*JOURNEYMAN ET-HVAC	62,004.80	63,876.80	1,872.00	38,380.42	6,541.27	400.00	45,321.69
0000344464	*RAIL OPERATOR	56,888.00	58,614.40	1,726.40	64,097.93	36,698.82	1,106.36	101,903.11
0000341948	FOREMAN POWER	67,953.60	67,953.60	0.00	76,279.48	36,452.77	3,528.36	116,260.61
0000357762	*JOURNEYMAN BUS TECHNICIAN	56,056.00	56,056.00	0.00	21,713.79	626.61	0.00	22,340.40
0000321491	*JOURNEYMAN ET-RAIL CAR MAINT	62,004.80	64,396.80	2,392.00	72,120.16	53,196.19	400.00	125,716.35
0000352017	BILLING ANALYST II	74,610.64	71,266.26	-3,344.38	71,550.44	0.00	407.11	71,957.55
0000315324	*BUS OPERATOR	57,928.00	59,654.40	1,726.40	61,366.45	2,930.17	266.16	64,562.78
0000348768	MGR ASSET MGMT PROGRAM (DATE LAST EMPLOYED 01-Jul-2025)	107,982.94	107,982.94	0.00	107,898.75	0.00	1,013.94	108,912.69
0000339365	MGR ENVIRON HEALTH & SAFETY	128,570.52	128,570.52	0.00	128,459.65	0.00	0.00	128,459.65
0000357476	*BUS OPERATOR	42,848.00	42,848.00	0.00	22,733.48	2,933.40	0.00	25,666.88
0000340574	TRANSIT POLICE CORPORAL	75,441.60	90,251.20	14,809.60	87,299.56	54,259.29	7,098.20	148,657.05
0000333295	TECHNICAL WRITER (DATE LAST EMPLOYED 01-Jul-2025)	66,488.50	66,488.50	0.00	66,458.39	0.00	0.00	66,458.39
0000302114	*RAIL OPERATOR	57,928.00	59,654.40	1,726.40	64,445.43	44,836.11	0.00	109,281.54
0000319962	COST ANALYST	93,000.70	93,000.70	0.00	92,936.02	0.00	0.00	92,936.02
0000353588	*LIGHT RAIL OPERATOR	41,600.00	46,779.20	5,179.20	42,240.90	10,298.51	359.84	52,899.25
0000357388	*JOURNEYMAN RAIL CAR MECHANIC	60,320.00	60,320.00	0.00	32,435.20	348.00	400.00	33,183.20
0000357381	*BUS OPERATOR	42,848.00	42,848.00	0.00	26,055.58	5,393.94	0.00	31,449.52
0000321431	SYSTEMS ADMINISTRATOR IOC	119,746.38	119,746.38	0.00	115,501.61	0.00	20,264.85	135,766.46
0000348376	SR ASSOCIATE COUNSEL	160,425.20	160,425.20	0.00	160,272.59	0.00	0.00	160,272.59
0000335921	*BUS OPERATOR	56,888.00	58,614.40	1,726.40	64,626.22	36,971.87	1,214.00	102,812.09
0000334707	*RAIL OPERATOR	56,888.00	58,614.40	1,726.40	53,038.40	4,914.95	4,953.05	62,906.40
0000347939	*JOURNEYMAN AA BUS TECHNICIAN	58,822.40	61,630.40	2,808.00	64,065.01	14,980.74	400.00	79,445.75
0000305232	*JOURNEYMAN AUTOMOTIVE TECH	63,044.80	64,916.80	1,872.00	65,509.84	351.14	400.00	66,260.98
0000352578	QA SPECIALIST	68,761.94	68,761.94	0.00	68,728.65	0.00	634.73	69,363.38
0000322372	*BUS OPERATOR	56,888.00	59,134.40	2,246.40	54,090.14	10,813.25	5,904.80	70,808.19
0000335802	*BUS OPERATOR	56,888.00	58,614.40	1,726.40	61,526.01	32,174.48	4,508.47	98,208.96
0000345003	FIELD INSPECTOR II	61,522.50	61,522.50	0.00	62,486.82	12,443.87	3,328.53	78,259.22
0000332448	*JOURNEYMAN TRACK MAINTAINER	62,004.80	63,876.80	1,872.00	65,446.07	2,821.50	0.00	68,267.57
0000337378	*RAIL STATION CLEANER	39,416.00	40,601.60	1,185.60	40,290.88	4,801.92	3,162.24	48,255.04
0000315213	TRANSIT POLICE CORPORAL	78,478.40	90,251.20	11,772.80	79,913.10	19,806.07	14,714.80	114,433.97
0000355387	*RAIL OPERATOR (DATE LAST EMPLOYED 19-Feb-2025)	41,600.00	42,848.00	1,248.00	32,102.47	12,194.84	0.00	44,297.31
0000327755	TRANSIT POLICE OFFICER (DATE LAST EMPLOYED 28-Feb-2025)	75,441.60	86,777.60	11,336.00	46,872.92	2,195.11	23,636.20	72,704.23
0000337457	*JOURNEYMAN ET-RADIO MAINT	62,004.80	63,876.80	1,872.00	68,679.14	23,987.61	400.00	93,066.75
0000347115	CONTRACT EMP ADMIN SUPPORT	0.00	0.00	0.00	40,310.19	0.00	0.00	40,310.19

METROPOLITAN ATLANTA RAPID TRANSIT AUTHORITY (MARTA)
MARTOC REPORT

AS OF : 30-JUN-
DATE PRINTED : 24-JUL-2025

EE NUMBER	TITLE	FY 24 BASE SALARY	FY 25 BASE SALARY	DIFFERENCE +/-	REGULAR EARNINGS	OVERTIME EARNINGS	OTHER EARNINGS	TOTAL EARNINGS
0000346426	PROTECTIVE SPEC POLICE CADET	46,155.20	46,155.20	0.00	53,938.87	1,465.23	1,331.40	56,735.50
0000304963	*RAIL OPERATOR	57,928.00	59,654.40	1,726.40	60,328.46	28,567.68	6,193.12	95,089.26
0000354926	*BUS OPERATOR	41,600.00	46,779.20	5,179.20	47,634.94	14,412.85	1,777.66	63,825.45
0000330684	*BUS OPERATOR	56,888.00	58,614.40	1,726.40	64,111.24	24,657.21	2,773.89	91,542.34
0000357468	*BUS OPERATOR	42,848.00	42,848.00	0.00	21,292.87	4,463.55	0.00	25,756.42
0000337962	*JOURNEYMAN ET-COMPUTER MAINT	62,004.80	63,876.80	1,872.00	66,914.66	57,099.22	400.00	124,413.88
0000342489	DIVISION DISPATCHER	62,732.80	62,732.80	0.00	67,488.95	3,973.01	4,312.88	75,774.84
0000335501	*BUS OPERATOR	56,888.00	58,614.40	1,726.40	48,062.34	5,317.12	3,149.52	56,528.98
0000330987	SUPV RAIL LINE	72,196.80	72,196.80	0.00	69,446.87	9,780.85	9,579.96	88,807.68
0000302480	ENVIR HEALTH & SAFETY SPEC III	101,344.36	101,344.36	0.00	99,112.76	0.00	12,811.02	111,923.78
0000305233	CONTRACT PROFESSIONAL	0.00	0.00	0.00	51,855.74	4,047.72	0.00	55,903.46
0000335189	*JOURNEYMAN ET-RADIO MAINT	62,004.80	63,876.80	1,872.00	69,750.67	58,003.21	1,628.40	129,382.28
0000306406	BUYER PLANNER III	74,403.42	81,843.84	7,440.42	80,916.12	0.00	5,771.05	86,687.17
0000345675	SUPT WORKFORCE MANAGEMENT	70,504.20	70,504.20	0.00	70,468.50	0.00	5,423.40	75,891.90
0000336891	*JOURNEYMAN ET-TRAIN CONTROL	62,004.80	63,876.80	1,872.00	71,984.65	42,969.48	400.00	115,354.13
0000302949	GEN SUPT RAIL CAR MAINTENANCE	107,594.24	107,594.24	0.00	107,510.37	0.00	12,428.53	119,938.90
0000346745	PROTECTIVE SPEC POLICE CADET	44,366.40	44,366.40	0.00	42,578.56	8,990.53	3,164.11	54,733.20
0000328473	SUPV RAIL LINE	70,158.40	70,158.40	0.00	67,904.61	10,713.83	12,109.07	90,727.51
0000344320	*JOURNEYMAN RAIL CAR MECHANIC	58,988.80	63,876.80	4,888.00	64,136.09	10,685.10	400.00	75,221.19
0000331374	RAIL SERVICES CONTROLLER	76,315.20	76,315.20	0.00	76,720.66	1,770.30	2,935.20	81,426.16
0000335925	SAFETY DATA ANALYST (DATE LAST EMPLOYED 28-Mar-2025)	78,175.76	78,175.76	0.00	58,285.62	0.00	4,510.17	62,795.79
0000345092	*JOURNEYMAN BUS TECHNICIAN	61,131.20	62,982.40	1,851.20	69,209.91	44,729.54	400.00	114,339.45
0000352431	*INFORMATION SYSTEMS REC CLERK	38,105.60	41,246.40	3,140.80	40,468.09	303.67	0.00	40,771.76
0000320427	MOBILITY CUSTOMER CARE REP	48,165.00	48,165.00	0.00	47,021.86	656.41	2,253.89	49,932.16
0000355967	SR GRAPHICS DESIGNER	78,000.00	78,000.00	0.00	75,056.00	0.00	0.00	75,056.00
0000346643	SR ENTERPRISE SECUR ENGINEER	108,528.16	108,528.16	0.00	108,443.25	0.00	0.00	108,443.25
0000354550	*BUS OPERATOR	41,600.00	46,779.20	5,179.20	47,428.36	10,691.59	179.92	58,299.87
0000347169	SECURITY TECHNICIAN	66,040.00	66,040.00	0.00	72,009.60	0.00	5,080.00	77,089.60
0000355933	*SERVICEPERSON I (DATE LAST EMPLOYED 02-Jun-2025)	39,956.80	43,284.80	3,328.00	40,395.18	951.03	0.00	41,346.21
0000329573	FOREMAN BUILDINGS SUPP EQUIP	73,715.20	73,715.20	0.00	77,481.42	12,377.42	0.00	89,858.84
0000340398	*JOURNEYMAN TRACK MAINTAINER	62,004.80	63,876.80	1,872.00	65,264.78	4,479.85	0.00	69,744.63
0000348254	*JOURNEYMAN OVERHAULER	58,822.40	63,876.80	5,054.40	64,353.89	19,495.21	400.00	84,249.10
0000357461	*JOURNEYMAN TRACK MAINTAINER	56,056.00	56,056.00	0.00	30,230.60	717.57	0.00	30,948.17
0000302798	*BUS OPERATOR	57,928.00	59,654.40	1,726.40	62,626.50	16,246.80	3,205.52	82,078.82

METROPOLITAN ATLANTA RAPID TRANSIT AUTHORITY (MARTA)

AS OF : 30-JUN-

MARTOC REPORT

DATE PRINTED : 24-JUL-2025

EE NUMBER	TITLE	FY 24 BASE SALARY	FY 25 BASE SALARY	DIFFERENCE +/-	REGULAR EARNINGS	OVERTIME EARNINGS	OTHER EARNINGS	TOTAL EARNINGS
0000357560	*BUS OPERATOR	42,848.00	42,848.00	0.00	21,307.73	1,991.52	0.00	23,299.25
0000347081	SECURITY TECHNICIAN	66,684.80	66,684.80	0.00	72,653.60	0.00	3,206.00	75,859.60
0000303115	*REVENUE AGENT	56,659.20	58,344.00	1,684.80	59,946.44	772.93	0.00	60,719.37
0000355807	E LEARNING SPECIALIST	70,000.06	70,000.06	0.00	70,056.35	0.00	0.00	70,056.35
0000315387	*MATERIAL CONTROLLER LEAD	59,612.80	61,380.80	1,768.00	66,212.38	597.60	0.00	66,809.98
0000349741	*SERVICEPERSON I	43,700.80	45,032.00	1,331.20	44,793.14	438.42	341.28	45,572.84
0000304974	*BUS OPERATOR	57,928.00	59,654.40	1,726.40	64,080.42	20,603.15	0.00	84,683.57
0000309687	*BUS OPERATOR	57,928.00	59,654.40	1,726.40	30,195.01	0.00	1,835.52	32,030.53
0000303470	(DATE LAST EMPLOYED 01-Dec-2024) SUPV RAIL LINE	60,756.80	60,756.80	0.00	21,311.88	0.00	0.00	21,311.88
0000335286	MOBILITY CUSTOMER CARE REP	47,697.00	47,697.00	0.00	47,893.59	2,574.75	0.00	50,468.34
0000347996	*BUS OPERATOR	45,406.40	50,731.20	5,324.80	39,330.76	2,476.06	2,406.57	44,213.39
0000346561	SAFETY OPERATIONAL OFFICER	93,834.00	93,834.00	0.00	93,767.76	3,195.39	0.00	96,963.15
0000339200	*BUS OPERATOR	56,888.00	58,614.40	1,726.40	34,969.02	6,376.58	2,221.20	43,566.80
0000304445	*JOURNEYMAN OVERHAULER	63,044.80	64,916.80	1,872.00	75,917.23	9,019.12	400.00	85,336.35
0000320946	SUPV RAIL LINE	75,857.60	75,857.60	0.00	78,408.43	5,548.21	3,464.65	87,421.29
0000355699	MGR STRATEGIC PERFORMANCE	125,472.10	125,472.10	0.00	127,942.86	0.00	0.00	127,942.86
0000347166	*BUS OPERATOR	49,233.60	54,683.20	5,449.60	51,877.47	9,783.40	3,519.33	65,180.20
0000355225	*BUS OPERATOR	41,600.00	42,848.00	1,248.00	22,582.84	3,525.42	0.00	26,108.26
0000336755	TRANSIT POLICE SERGEANT	76,939.20	91,936.00	14,996.80	95,659.81	55,079.83	3,074.40	153,814.04
0000344331	SCADA ENGINEER	108,036.76	108,036.76	0.00	107,952.56	0.00	9,141.60	117,094.16
0000351079	*SERVICEPERSON I	42,016.00	45,032.00	3,016.00	46,963.75	503.37	0.00	47,467.12
0000341357	*JOURNEYMAN ET-RADIO MAINT	60,216.00	63,876.80	3,660.80	63,115.19	12,844.75	645.68	76,605.62
0000305580	*STATION AGENT	51,459.20	52,977.60	1,518.40	54,677.18	39,314.31	2,648.88	96,640.37
0000327674	*JOURNEYMAN RAIL CAR MECHANIC	62,004.80	63,876.80	1,872.00	67,794.60	37,002.44	400.00	105,197.04
0000342925	MOBILITY SUPP SVC PROGRAM SPEC	69,315.22	69,315.22	0.00	60,217.04	0.00	1,732.90	61,949.94
0000354429	*BUS OPERATOR	41,600.00	42,848.00	1,248.00	22,095.05	2,972.60	0.00	25,067.65
0000324310	(DATE LAST EMPLOYED 27-Dec-2024) SUPV CAR REPAIR INSPECTION	75,192.00	75,192.00	0.00	81,106.37	10,467.90	2,892.00	94,466.27
0000305494	CONTRACT PROFESSIONAL	0.00	0.00	0.00	102,678.75	0.00	0.00	102,678.75
0000357179	(DATE LAST EMPLOYED 01-Jul-2025) SUPPORT ANALYST II	63,000.60	63,000.60	0.00	41,248.73	0.00	0.00	41,248.73
0000343974	*JOURNEYMAN BUS TECHNICIAN	61,131.20	62,982.40	1,851.20	65,253.69	5,747.01	400.00	71,400.70
0000350205	*JOURNEYMAN ET-TELEPHONE MAINT	58,988.80	62,025.60	3,036.80	65,171.25	35,767.28	400.00	101,338.53
0000348662	*BUS OPERATOR	45,406.40	50,731.20	5,324.80	46,997.36	7,192.91	4,979.17	59,169.44
0000344649	*JOURNEYMAN AA BUS TECHNICIAN	62,004.80	63,876.80	1,872.00	63,485.30	1,151.66	400.00	65,036.96
0000337372	*RAIL STATION CLEANER	39,416.00	40,601.60	1,185.60	44,771.85	1,346.88	0.00	46,118.73

METROPOLITAN ATLANTA RAPID TRANSIT AUTHORITY (MARTA)

AS OF : 30-JUN-

MARTOC REPORT

DATE PRINTED : 24-JUL-2025

EE NUMBER	TITLE	FY 24 BASE SALARY	FY 25 BASE SALARY	DIFFERENCE +/-	REGULAR EARNINGS	OVERTIME EARNINGS	OTHER EARNINGS	TOTAL EARNINGS
0000302700	*JOURNEYMAN RAIL CAR MECHANIC	63,044.80	64,916.80	1,872.00	61,927.08	0.00	3,521.00	65,448.08
0000328636	SR SAFETY OPS OFFICER BUS/RAIL	110,233.50	103,096.50	-7,137.00	100,605.33	452.24	14,405.91	115,463.48
0000340776	*BUS OPERATOR	56,888.00	58,614.40	1,726.40	50,899.34	10,706.19	2,652.89	64,258.42
0000330236	*JOURNEYMAN SUPPORT EQUIPMENT	62,004.80	63,876.80	1,872.00	64,992.24	3,820.74	400.00	69,212.98
0000357558	*BUS OPERATOR	42,848.00	42,848.00	0.00	22,797.21	2,963.96	0.00	25,761.17
0000357220	*JOURNEYMAN ET-COMPUTER MAINT	56,056.00	56,056.00	0.00	37,604.80	2,748.96	0.00	40,353.76
0000341873	TRANSIT POLICE OFFICER (DATE LAST EMPLOYED 18-Jun-2025)	67,100.80	80,246.40	13,145.60	32,848.19	5,818.89	9,866.28	48,533.36
0000355516	*BUS OPERATOR	41,600.00	42,848.00	1,248.00	44,881.69	10,056.54	0.00	54,938.23
0000333108	TRANSIT POLICE OFFICER SPECIAL	75,441.60	90,251.20	14,809.60	88,513.23	43,614.25	0.00	132,127.48
0000316415	*BUS OPERATOR	57,928.00	59,654.40	1,726.40	42,637.57	0.00	5,041.04	47,678.61
0000349133	*SERVICEPERSON I	43,700.80	45,032.00	1,331.20	40,864.27	1,551.63	866.00	43,281.90
0000350487	MGR CREATIVE SVCS/SR DESIGNER	98,325.24	98,325.24	0.00	98,253.46	0.00	0.00	98,253.46
0000356813	*BUS OPERATOR	42,848.00	42,848.00	0.00	39,024.39	11,411.19	0.00	50,435.58
0000306625	*RAIL OPERATOR	57,928.00	59,654.40	1,726.40	68,108.22	8,329.75	0.00	76,437.97
0000343676	*BUS OPERATOR	56,888.00	58,614.40	1,726.40	70,232.99	18,476.78	2,022.32	90,732.09
0000334390	*STATION AGENT	50,419.20	51,937.60	1,518.40	47,383.37	2,766.24	4,731.82	54,881.43
0000345429	TRANSIT POLICE OFFICER	68,598.40	68,598.40	0.00	13,752.00	10,438.17	0.00	24,190.17
0000339802	*JOURNEYMAN BUS TECHNICIAN	61,131.20	62,982.40	1,851.20	67,231.54	44,042.52	400.00	111,674.06
0000309725	*BUS OPERATOR	56,888.00	58,614.40	1,726.40	67,224.24	35,704.82	0.00	102,929.06
0000324636	*JOURNEYMAN SUPPORT EQUIPMENT	62,004.80	64,396.80	2,392.00	66,977.45	11,245.71	400.00	78,623.16
0000349444	INFORMATION SYS ANALYST III	81,526.64	81,526.64	0.00	81,476.74	0.00	4,180.87	85,657.61
0000341958	*JOURNEYMAN ET-TRAIN CONTROL	62,004.80	63,876.80	1,872.00	66,243.50	24,201.36	400.00	90,844.86
0000304032	*JOURNEYMAN RAIL CAR MECHANIC	63,044.80	64,916.80	1,872.00	67,814.14	210.67	400.00	68,424.81
0000349184	*BUS OPERATOR	45,406.40	50,731.20	5,324.80	48,572.23	7,306.81	1,365.84	57,244.88
0000354686	*RAIL OPERATOR	41,600.00	46,779.20	5,179.20	46,465.73	18,245.32	0.00	64,711.05
0000357312	*BUS OPERATOR	42,848.00	42,848.00	0.00	26,859.00	4,021.38	0.00	30,880.38
0000346685	E LEARNING SPECIALIST (DATE LAST EMPLOYED 03-Jan-2025)	74,524.84	74,524.84	0.00	41,521.17	0.00	671.49	42,192.66
0000332577	FIELD INSPECTOR II (DATE LAST EMPLOYED 24-Jan-2025)	69,303.00	69,303.00	0.00	24,249.28	550.87	15,600.58	40,400.73
0000316336	*SERVICEPERSON I	40,456.00	46,072.00	5,616.00	48,300.11	18,552.07	0.00	66,852.18
0000352903	*BUS OPERATOR	41,600.00	46,779.20	5,179.20	50,988.23	28,625.18	1,241.91	80,855.32
0000303517	DISPATCHER RADIO COMMUNICATION	72,716.80	72,716.80	0.00	72,705.71	1,053.17	3,356.16	77,115.04
0000304120	*BUS OPERATOR	57,928.00	59,654.40	1,726.40	60,278.33	10,704.13	4,129.92	75,112.38
0000318123	*BUS OPERATOR	56,888.00	59,654.40	2,766.40	64,894.95	23,588.91	0.00	88,483.86
0000337288	*BUS OPERATOR	56,888.00	58,614.40	1,726.40	45,952.94	21,158.51	0.00	67,111.45

MARTOC REPORT

EE NUMBER	TITLE	FY 24 BASE SALARY	FY 25 BASE SALARY	DIFFERENCE +/-	REGULAR EARNINGS	OVERTIME EARNINGS	OTHER EARNINGS	TOTAL EARNINGS
0000337531	*BUS OPERATOR	56,888.00	58,614.40	1,726.40	60,701.08	5,411.90	2,716.12	68,829.10
0000341912	TRANSIT POLICE DETECTIVE	64,521.60	77,168.00	12,646.40	76,069.22	26,962.11	930.60	103,961.93
0000357320	*BUS OPERATOR (DATE LAST EMPLOYED 02-Jun-2025)	42,848.00	42,848.00	0.00	25,649.18	10,542.51	0.00	36,191.69
0000357316	FIELD INSPECTOR II	64,408.50	64,408.50	0.00	40,527.87	9,463.17	1,507.49	51,498.53
0000305504	SUPT STATION ZONE SERVICES	84,719.96	84,719.96	0.00	84,665.80	0.00	19,550.76	104,216.56
0000320085	*BUS OPERATOR	56,888.00	59,134.40	2,246.40	39,773.28	383.41	5,003.68	45,160.37
0000316697	*BUS DISPATCHER (BLOCKOUT)	57,075.20	58,760.00	1,684.80	58,731.01	28,329.10	0.00	87,060.11
0000346361	SR TECHNICAL SERVICES ENGINEER	101,788.18	101,788.18	0.00	101,529.37	0.00	0.00	101,529.37
0000357873	TRANSIT POLICE OFFICER	61,006.40	61,006.40	0.00	21,002.96	1,979.80	0.00	22,982.76
0000317823	*SERVICEPERSON I	43,700.80	45,552.00	1,851.20	34,073.86	8,273.70	0.00	42,347.56
0000346292	*BUS OPERATOR	49,233.60	54,683.20	5,449.60	59,685.90	20,075.99	0.00	79,761.89
0000303462	*RAIL OPERATOR	57,928.00	59,654.40	1,726.40	61,918.27	2,387.91	0.00	64,306.18
0000357214	*JOURNEYMAN BUS TECHNICIAN	56,056.00	56,056.00	0.00	35,784.51	2,930.83	0.00	38,715.34
0000304091	*PT BUS OPERATOR	0.00	0.00	0.00	22,288.74	0.00	0.00	22,288.74
0000355705	*BUS OPERATOR	41,600.00	42,848.00	1,248.00	25,746.12	4,310.62	0.00	30,056.74
0000348492	*BUS OPERATOR	45,406.40	50,731.20	5,324.80	50,466.53	15,706.36	2,936.99	69,109.88
0000303180	*SERVICEPERSON II	44,740.80	46,072.00	1,331.20	46,046.01	1,454.76	0.00	47,500.77
0000350971	*JOURNEYMAN BUS TECHNICIAN	57,491.20	59,779.20	2,288.00	54,586.66	1,124.36	400.00	56,111.02
0000340458	*STATION AGENT	50,419.20	51,937.60	1,518.40	51,926.66	826.71	1,598.08	54,351.45
0000327291	*RAIL OPERATOR	56,888.00	58,614.40	1,726.40	60,231.99	17,745.89	3,504.75	81,482.63
0000353923	TRANSIT POLICE OFFICER	57,324.80	68,598.40	11,273.60	72,462.57	28,892.75	1,077.46	102,432.78
0000304100	*STATION AGENT	44,137.60	44,137.60	0.00	21,489.11	6,525.18	0.00	28,014.29
0000354443	PROJECT MANAGER I	106,605.20	106,605.20	0.00	103,652.54	0.00	4,892.91	108,545.45
0000351362	TRANSIT POLICE OFFICER	59,633.60	71,344.00	11,710.40	61,433.36	411.60	1,319.20	63,164.16
0000303590	MGR STRATEGIC PERFORMANCE	125,450.00	125,450.00	0.00	125,342.84	0.00	1,930.00	127,272.84
0000355380	*BUS OPERATOR	41,600.00	42,848.00	1,248.00	45,089.49	6,691.19	0.00	51,780.68
0000333631	TRANSIT POLICE OFFICER SPECIAL	78,478.40	90,251.20	11,772.80	89,131.83	58,692.08	9,508.00	157,331.91
0000302577	MAINTENANCE PLANNER FACILITIES (DATE LAST EMPLOYED 01-Jul-2025)	74,318.40	74,318.40	0.00	78,412.61	10,868.94	8,057.12	97,338.67
0000355898	*JOURNEYMAN SUPPORT EQUIPMENT	54,412.80	60,777.60	6,364.80	59,799.01	10,582.45	800.00	71,181.46
0000355798	DATA QUALITY ANALYST	87,000.16	87,000.16	0.00	87,056.44	0.00	0.00	87,056.44
0000308175	PROJECT ENG SURVEY PROGRAMS	99,540.48	99,540.48	0.00	99,467.21	0.00	0.00	99,467.21
0000353593	*RAIL OPERATOR	41,600.00	46,779.20	5,179.20	45,246.32	10,805.02	0.00	56,051.34
0000346914	*SERVICEPERSON I	43,700.80	45,032.00	1,331.20	45,002.45	16.24	0.00	45,018.69
0000323250	*BUS OPERATOR	56,888.00	59,134.40	2,246.40	55,934.35	8,102.71	3,639.04	67,676.10
0000337169	TRANSIT POLICE CORPORAL	72,529.60	86,777.60	14,248.00	85,256.76	35,391.15	0.00	120,647.91

METROPOLITAN ATLANTA RAPID TRANSIT AUTHORITY (MARTA)

AS OF : 30-JUN-

MARTOC REPORT

DATE PRINTED : 24-JUL-2025

EE NUMBER	TITLE	FY 24 BASE SALARY	FY 25 BASE SALARY	DIFFERENCE +/-	REGULAR EARNINGS	OVERTIME EARNINGS	OTHER EARNINGS	TOTAL EARNINGS
0000353873	SR TALENT ACQUISITION PARTNER (DATE LAST EMPLOYED 06-Sep-2024)	93,150.20	93,150.20	0.00	21,375.07	0.00	2,807.41	24,182.48
0000338404	*BUS OPERATOR	56,888.00	58,614.40	1,726.40	56,117.04	10,968.41	4,272.10	71,357.55
0000346055	HR GENERALIST II - TALENT ACQ	74,466.60	74,466.60	0.00	74,425.77	0.00	0.00	74,425.77
0000340158	CAPITAL PROGRAM MANAGER	133,015.74	133,015.74	0.00	132,899.25	0.00	0.00	132,899.25
0000323003	SR TECHNICAL SERVICES ENGINEER	118,001.00	118,001.00	0.00	117,903.52	0.00	2,662.59	120,566.11
0000345740	*BUS OPERATOR	53,081.60	58,614.40	5,532.80	56,089.48	10,006.77	856.40	66,952.65
0000338327	PROTECTIVE SPEC POLICE CADET (DATE LAST EMPLOYED 01-Jun-2025)	45,406.40	43,056.00	-2,350.40	48,969.91	4,315.45	5,212.68	58,498.04
0000352559	MGR LABOR RELATIONS	119,025.14	119,025.14	0.00	92,318.72	0.00	26,780.72	119,099.44
0000321070	*JOURNEYMAN AA BUS TECHNICIAN	62,004.80	64,396.80	2,392.00	72,965.54	31,781.67	895.36	105,642.57
0000336074	FOREMAN COMMUNICATION	72,945.60	72,945.60	0.00	82,781.22	16,579.39	0.00	99,360.61
0000355693	*BUS OPERATOR	41,600.00	42,848.00	1,248.00	43,110.75	5,318.90	0.00	48,429.65
0000331716	*JOURNEYMAN RAIL CAR MECHANIC	62,004.80	63,876.80	1,872.00	65,493.78	138.21	400.00	66,031.99
0000345709	*JOURNEYMAN ET-RADIO MAINT	62,004.80	63,876.80	1,872.00	70,417.38	30,639.11	400.00	101,456.49
0000320236	*DYNAMOMETER OPERATOR	62,004.80	64,396.80	2,392.00	62,739.13	17,946.31	400.00	81,085.44
0000339070	*BUS OPERATOR	56,888.00	58,614.40	1,726.40	55,888.03	11,253.81	5,403.93	72,545.77
0000333783	*BUS OPERATOR	56,888.00	58,614.40	1,726.40	58,845.49	6,706.47	2,705.28	68,257.24
0000344163	*BUS OPERATOR	56,888.00	58,614.40	1,726.40	61,188.74	5,989.06	0.00	67,177.80
0000321038	*JOURNEYMAN AA BUS TECHNICIAN	62,004.80	64,396.80	2,392.00	68,776.12	29,266.58	0.00	98,042.70
0000317663	TRANSIT POLICE OFFICER SPECIAL	78,478.40	90,251.20	11,772.80	86,714.85	71,652.73	11,004.40	169,371.98
0000353302	*BUS OPERATOR	41,600.00	46,779.20	5,179.20	43,816.39	19,626.31	1,619.28	65,061.98
0000318885	*BUS OPERATOR	56,888.00	59,134.40	2,246.40	38,652.77	19,453.37	4,321.37	62,427.51
0000316037	*JOURNEYMAN ET-RADIO MAINT	62,004.80	64,916.80	2,912.00	64,792.78	93.63	400.00	65,286.41
0000304500	SUPV COMMUNICATIONS IOC	74,401.60	74,401.60	0.00	71,576.33	3,449.40	10,854.72	85,880.45
0000330688	*BUS OPERATOR	56,888.00	58,614.40	1,726.40	63,821.01	28,073.90	0.00	91,894.91
0000350389	*TRANSPORTATION ASSISTANT	40,040.00	43,180.80	3,140.80	40,259.68	278.63	0.00	40,538.31
0000343229	*BUS OPERATOR	56,888.00	58,614.40	1,726.40	24,783.75	507.24	522.14	25,813.13
0000346756	CONTRACT EMP PT POLICE OFFICER	0.00	0.00	0.00	63,809.90	23,563.11	0.00	87,373.01
0000303971	ACCOUNTING & TRAVEL COORD	72,325.50	72,325.50	0.00	72,287.11	417.27	8,345.25	81,049.63
0000349974	EMPLOYEE RELATIONS SPECIALIST	80,730.52	80,730.52	0.00	80,681.79	0.00	0.00	80,681.79
0000318561	*BUS OPERATOR (DATE LAST EMPLOYED 01-Mar-2025)	56,888.00	59,134.40	2,246.40	63,173.61	4,062.38	0.00	67,235.99
0000304787	*BUS OPERATOR (DATE LAST EMPLOYED 01-Sep-2024)	57,928.00	59,654.40	1,726.40	29,587.45	6,674.29	0.00	36,261.74
0000333185	TRANSIT POLICE DETECTIVE	78,478.40	90,251.20	11,772.80	88,504.58	47,890.64	5,986.62	142,381.84
0000323601	*BUS OPERATOR	56,888.00	59,134.40	2,246.40	54,778.13	6,074.59	3,184.16	64,036.88
0000337377	*RAIL OPERATOR	56,888.00	58,614.40	1,726.40	65,226.62	23,787.29	3,374.96	92,388.87

METROPOLITAN ATLANTA RAPID TRANSIT AUTHORITY (MARTA)

AS OF : 30-JUN-

MARTOC REPORT

DATE PRINTED : 24-JUL-2025

EE NUMBER	TITLE	FY 24 BASE SALARY	FY 25 BASE SALARY	DIFFERENCE +/-	REGULAR EARNINGS	OVERTIME EARNINGS	OTHER EARNINGS	TOTAL EARNINGS
0000338900	LEAD TALENT ACQ PARTNER	103,527.06	103,527.06	0.00	103,448.60	0.00	3,981.82	107,430.42
0000303786	*JOURNEYMAN RAIL CAR MECHANIC	63,044.80	64,916.80	1,872.00	72,620.35	971.45	400.00	73,991.80
0000304951	*JOURNEYMAN AA BUS TECHNICIAN	63,044.80	64,916.80	1,872.00	67,370.59	8,810.06	649.68	76,830.33
0000324782	GEN SUPT BUS SVC COORDINATION	90,751.70	96,023.98	5,272.28	90,959.54	0.00	12,191.42	103,150.96
0000357485	*BUS OPERATOR (DATE LAST EMPLOYED 13-May-2025)	42,848.00	42,848.00	0.00	21,490.12	3,126.50	0.00	24,616.62
0000354306	*BUS OPERATOR	41,600.00	46,779.20	5,179.20	47,307.64	18,300.52	0.00	65,608.16
0000353909	*BUS OPERATOR	41,600.00	46,779.20	5,179.20	48,048.35	17,608.72	0.00	65,657.07
0000355830	*BUS OPERATOR	41,600.00	42,848.00	1,248.00	44,711.48	9,183.92	0.00	53,895.40
0000337935	*RAIL OPERATOR	56,888.00	58,614.40	1,726.40	26,883.98	9,380.12	225.44	36,489.54
0000350264	*SERVICEPERSON IV	46,446.40	47,840.00	1,393.60	46,556.54	4,518.77	0.00	51,075.31
0000333407	SUPV BUS TRANSPORTATION	69,243.20	69,243.20	0.00	73,073.13	17,451.97	2,663.20	93,188.30
0000335639	TRANSIT POLICE OFFICER	75,441.60	86,777.60	11,336.00	84,250.57	42,730.31	5,223.26	132,204.14
0000315268	CUSTOMER CARE FIELD REP	64,252.50	64,252.50	0.00	63,993.97	667.24	2,426.44	67,087.65
0000344086	ARCHITECT VI	109,501.60	109,501.60	0.00	109,416.25	0.00	0.00	109,416.25
0000332072	*BUS OPERATOR	56,888.00	58,614.40	1,726.40	39,531.76	730.51	225.44	40,487.71
0000346505	TEST ENGINEER	106,080.52	106,080.52	0.00	105,999.17	0.00	8,595.26	114,594.43
0000341698	*BUS OPERATOR	56,888.00	58,614.40	1,726.40	62,865.70	22,863.64	0.00	85,729.34
0000332248	*BUS OPERATOR	56,888.00	58,614.40	1,726.40	60,534.32	33,340.53	1,578.08	95,452.93
0000357041	SR DIR TREASURY SERVICES	180,000.08	180,000.08	0.00	131,594.65	0.00	0.00	131,594.65
0000334971	*BUS OPERATOR (DATE LAST EMPLOYED 07-Mar-2025)	42,848.00	42,848.00	0.00	20,352.70	1,765.66	0.00	22,118.36
0000334794	*BUS OPERATOR	56,888.00	58,614.40	1,726.40	62,617.90	19,474.30	0.00	82,092.20
0000332653	*RAIL OPERATOR (DATE LAST EMPLOYED 26-Dec-2024)	56,888.00	58,614.40	1,726.40	28,094.04	0.00	0.00	28,094.04
0000316463	*BUS OPERATOR	57,928.00	59,654.40	1,726.40	66,910.23	39,707.68	229.44	106,847.35
0000346502	PROTECTIVE SPEC POLICE CADET	47,528.00	47,528.00	0.00	50,166.80	47,459.16	0.00	97,625.96
0000318680	*BUS OPERATOR	56,888.00	59,134.40	2,246.40	61,249.97	18,224.41	2,046.96	81,521.34
0000349503	*BUS OPERATOR	45,406.40	50,731.20	5,324.80	49,341.96	11,078.99	0.00	60,420.95
0000353257	*JOURNEYMAN ELEC POWER ELECT	58,552.00	60,777.60	2,225.60	64,657.79	11,295.15	800.00	76,752.94
0000351014	*SERVICEPERSON IV	42,016.00	47,840.00	5,824.00	43,790.31	15,163.53	0.00	58,953.84
0000351274	*STATION AGENT	46,176.00	51,937.60	5,761.60	52,975.50	8,490.86	3,157.20	64,623.56
0000343573	*BUS OPERATOR	41,600.00	46,779.20	5,179.20	51,444.81	21,281.45	0.00	72,726.26
0000333674	DISPATCHER RADIO COMMUNICATION	63,960.00	63,960.00	0.00	66,382.22	5,726.55	1,476.00	73,584.77
0000318105	TRANSIT POLICE SERGEANT	83,137.60	99,444.80	16,307.20	95,905.88	34,806.84	1,662.80	132,375.52
0000357011	*BUS OPERATOR	42,848.00	42,848.00	0.00	32,793.95	5,269.42	0.00	38,063.37
0000305292	GEN SUPT BUS MAINT	110,660.68	110,660.68	0.00	109,296.15	0.00	10,924.23	120,220.38

METROPOLITAN ATLANTA RAPID TRANSIT AUTHORITY (MARTA)

AS OF : 30-JUN-

MARTOC REPORT

DATE PRINTED : 24-JUL-2025

EE NUMBER	TITLE	FY 24 BASE SALARY	FY 25 BASE SALARY	DIFFERENCE +/-	REGULAR EARNINGS	OVERTIME EARNINGS	OTHER EARNINGS	TOTAL EARNINGS
0000329225	TRANSIT POLICE SERGEANT	86,465.60	99,444.80	12,979.20	100,706.21	72,253.05	0.00	172,959.26
0000329791	RESIDENT ENGINEER (DATE LAST EMPLOYED 13-Dec-2024)	119,280.46	119,280.46	0.00	52,659.73	0.00	10,039.16	62,698.89
0000356882	*BUS OPERATOR (DATE LAST EMPLOYED 21-Apr-2025)	42,848.00	42,848.00	0.00	29,294.62	4,533.05	0.00	33,827.67
0000347422	PROTECTIVE SPEC POLICE CADET	47,528.00	47,528.00	0.00	31,623.85	13,214.57	3,656.00	48,494.42
0000351236	*RAIL STATION CLEANER	39,956.80	40,601.60	644.80	42,551.85	5,350.60	0.00	47,902.45
0000320159	*STATION AGENT	50,419.20	52,457.60	2,038.40	54,806.79	907.92	201.76	55,916.47
0000353922	*BUS OPERATOR	41,600.00	42,848.00	1,248.00	45,302.40	18,928.24	0.00	64,230.64
0000303406	MOBILITY SUPPORT SVCS PGM MGR	101,886.72	101,886.72	0.00	101,784.32	0.00	9,561.69	111,346.01
0000353771	LEASE ACCOUNTANT	65,718.90	90,256.14	24,537.24	81,094.11	0.00	7,523.23	88,617.34
0000348000	*BUS OPERATOR	45,406.40	50,731.20	5,324.80	56,131.67	19,986.52	1,150.24	77,268.43
0000344609	*STATION AGENT	50,419.20	51,937.60	1,518.40	54,776.62	110.18	0.00	54,886.80
0000337721	SR FINANCIAL ANALYST	111,823.92	111,823.92	0.00	111,734.60	0.00	7,741.66	119,476.26
0000342885	*BUS OPERATOR	56,888.00	58,614.40	1,726.40	54,148.80	4,109.99	4,983.88	63,242.67
0000333245	MGR CUSTOMER SERVICES	86,383.70	103,000.04	16,616.34	92,089.18	0.00	11,577.78	103,666.96
0000352103	*BUS OPERATOR	41,600.00	46,779.20	5,179.20	52,733.68	21,528.30	0.00	74,261.98
0000317821	PROTECTIVE SPEC POLICE CADET	47,070.40	47,070.40	0.00	48,241.56	23,709.08	3,620.80	75,571.44
0000305702	*JOURNEYMAN TRACK WALKER	63,044.80	64,916.80	1,872.00	62,601.70	6,723.38	4,369.40	73,694.48
0000341963	FOREMAN POWER	65,956.80	65,956.80	0.00	68,700.69	21,467.51	6,722.52	96,890.72
0000306204	CONTRACT EMP ADMIN SUPPORT (DATE LAST EMPLOYED 07-Jun-2025)	0.00	0.00	0.00	37,796.75	0.00	0.00	37,796.75
0000303518	MAINTENANCE PLANNER BUS	72,467.20	72,467.20	0.00	77,018.24	20,865.06	5,295.68	103,178.98
0000322156	SR PROJECT MANAGER	145,314.52	145,314.52	0.00	145,181.77	0.00	11,327.10	156,508.87
0000349771	SUPPLIER DIVERSITY PRGM ANLYST	82,650.88	82,650.88	0.00	82,336.44	0.00	0.00	82,336.44
0000357297	*BUS OPERATOR	42,848.00	42,848.00	0.00	25,529.68	2,680.01	0.00	28,209.69
0000332892	*BUS OPERATOR	56,888.00	58,614.40	1,726.40	41,537.04	10,640.27	1,497.77	53,675.08
0000344247	*BUS OPERATOR	56,888.00	58,614.40	1,726.40	64,878.30	25,347.25	0.00	90,225.55
0000342155	*BUS OPERATOR	56,888.00	58,614.40	1,726.40	59,204.75	16,104.00	5,936.69	81,245.44
0000349082	TRANSIT POLICE OFFICER (DATE LAST EMPLOYED 21-Dec-2024)	59,633.60	59,633.60	0.00	36,310.55	2,393.74	611.82	39,316.11
0000317778	*BUS OPERATOR	56,888.00	59,654.40	2,766.40	57,342.36	8,766.64	3,193.52	69,302.52
0000348805	SUPV RAIL LINE	45,406.40	60,756.80	15,350.40	55,627.03	30,318.82	701.04	86,646.89
0000321663	*BUS DISPATCHER (BLOCKOUT)	56,035.20	58,240.00	2,204.80	65,957.85	47,307.40	0.00	113,265.25
0000331907	TRANSIT POLICE OFFICER	75,441.60	86,777.60	11,336.00	77,062.16	32,251.92	1,627.08	110,941.16
0000324755	FOREMAN TRAIN CONTROL	76,606.40	76,606.40	0.00	78,871.62	13,479.97	0.00	92,351.59
0000333629	*JOURNEYMAN ELEC POWER ELECT	62,004.80	63,876.80	1,872.00	69,779.73	62,483.64	400.00	132,663.37
0000317609	*BUS OPERATOR	45,406.40	50,731.20	5,324.80	29,586.08	8,450.49	652.20	38,688.77

MARTOC REPORT

EE NUMBER	TITLE	FY 24 BASE SALARY	FY 25 BASE SALARY	DIFFERENCE +/-	REGULAR EARNINGS	OVERTIME EARNINGS	OTHER EARNINGS	TOTAL EARNINGS
0000304319	CONTRACT PROFESSIONAL (DATE LAST EMPLOYED 14-Mar-2025)	0.00	0.00	0.00	80,209.29	11,534.14	0.00	91,743.43
0000350304	CONTRACT SPECIALIST II	74,414.86	74,414.86	0.00	74,374.43	0.00	0.00	74,374.43
0000303404	SUPT STATION ZONE SERVICES	88,411.70	88,411.70	0.00	92,516.55	0.00	8,274.44	100,790.99
0000350391	*JOURNEYMAN ET-RADIO MAINT	58,988.80	62,025.60	3,036.80	63,020.41	15,366.09	400.00	78,786.50
0000341619	*JOURNEYMAN AA BUS TECHNICIAN	62,004.80	63,876.80	1,872.00	66,121.41	15,208.57	400.00	81,729.98
0000315455	RIDESTORE CUSTOMER CARE SPEC	33,111.00	50,524.50	17,413.50	42,038.55	532.18	2,122.84	44,693.57
0000333093	*BUS OPERATOR	56,888.00	58,614.40	1,726.40	32,068.55	6,471.77	0.00	38,540.32
0000342315	*BUS OPERATOR	56,888.00	58,614.40	1,726.40	61,231.50	15,852.48	3,149.52	80,233.50
0000355200	CLAIMS ADJUSTER II WKRS COMP	56,702.62	56,702.62	0.00	56,685.13	0.00	0.00	56,685.13
0000340148	*SERVICEPERSON I	43,700.80	45,032.00	1,331.20	45,458.81	519.60	0.00	45,978.41
0000341141	*BUS OPERATOR	56,888.00	58,614.40	1,726.40	61,256.02	11,768.03	0.00	73,024.05
0000324646	*BUS OPERATOR	56,888.00	59,134.40	2,246.40	59,753.08	5,577.09	3,184.16	68,514.33
0000302705	CONTRACT K-9 TRAINER	0.00	0.00	0.00	70,853.80	4,284.90	0.00	75,138.70
0000352435	*JOURNEYMAN TRACK MAINTAINER	58,552.00	60,777.60	2,225.60	66,365.24	11,535.25	0.00	77,900.49
0000347406	SUPV CAR REPAIR INSPECTION	70,179.20	70,179.20	0.00	73,536.33	9,641.24	4,048.80	87,226.37
0000343461	*BUS OPERATOR	56,888.00	58,614.40	1,726.40	61,638.98	7,456.03	0.00	69,095.01
0000357660	TRANSIT POLICE OFFICER	65,936.00	65,936.00	0.00	28,817.20	6,370.64	0.00	35,187.84
0000341525	*JOURNEYMAN ET-COMPUTER MAINT	62,004.80	63,876.80	1,872.00	67,621.43	55,187.63	400.00	123,209.06
0000349911	CJIT TEAM LEAD	55,640.00	60,257.60	4,617.60	56,319.46	10,778.42	321.00	67,418.88
0000343396	*SERVICEPERSON I	43,700.80	45,032.00	1,331.20	46,621.38	389.70	0.00	47,011.08
0000337592	RAIL SERVICES CONTROLLER	81,078.40	81,078.40	0.00	82,868.66	17,228.66	3,898.00	103,995.32
0000349260	*BUS OPERATOR	45,406.40	50,731.20	5,324.80	47,025.58	7,511.13	1,951.20	56,487.91
0000344199	*BUS OPERATOR	56,888.00	58,614.40	1,726.40	63,794.58	14,320.16	0.00	78,114.74
0000356049	*JOURNEYMAN ELEC POWER ELECT	54,412.80	56,056.00	1,643.20	56,857.06	18,524.80	400.00	75,781.86
0000333508	*MATERIAL CONTROLLER	58,572.80	58,656.00	83.20	61,237.28	2,570.04	0.00	63,807.32
0000355540	SUPT BUS TRANSPORTATION	77,897.30	77,897.30	0.00	76,455.34	0.00	3,677.98	80,133.32
0000331471	*BUS OPERATOR (DATE LAST EMPLOYED 14-Apr-2025)	56,888.00	58,614.40	1,726.40	40,165.16	9,609.86	0.00	49,775.02
0000318654	*JOURNEYMAN ET-RAIL CAR MAINT	62,004.80	64,396.80	2,392.00	69,361.91	20,944.28	400.00	90,706.19
0000341385	SUPV BUS TRANSPORTATION	69,243.20	69,243.20	0.00	73,781.36	34,651.13	7,368.08	115,800.57
0000341884	*BUS OPERATOR	56,888.00	58,614.40	1,726.40	64,718.51	24,939.44	0.00	89,657.95
0000348413	*BUS OPERATOR (DATE LAST EMPLOYED 16-May-2025)	45,406.40	50,731.20	5,324.80	24,596.15	1,267.69	174.64	26,038.48
0000356172	CONTRACT PROFESSIONAL (DATE LAST EMPLOYED 21-Feb-2025)	0.00	0.00	0.00	22,780.00	488.75	0.00	23,268.75
0000356742	FINANCIAL ANALYST II	83,000.06	83,000.06	0.00	67,671.59	0.00	0.00	67,671.59
0000335542	SUPV BUS TRANSPORTATION	70,657.60	70,657.60	0.00	75,525.38	6,663.23	0.00	82,188.61

METROPOLITAN ATLANTA RAPID TRANSIT AUTHORITY (MARTA)

AS OF : 30-JUN-

MARTOC REPORT

DATE PRINTED : 24-JUL-2025

EE NUMBER	TITLE	FY 24 BASE SALARY	FY 25 BASE SALARY	DIFFERENCE +/-	REGULAR EARNINGS	OVERTIME EARNINGS	OTHER EARNINGS	TOTAL EARNINGS
0000352914	MOBILITY MAINTENANCE FIELD INS	68,660.80	68,660.80	0.00	68,891.28	726.22	0.00	69,617.50
0000326983	*JOURNEYMAN WELDER	66,768.00	63,876.80	-2,891.20	71,384.97	30,664.59	0.00	102,049.56
0000352295	*BUS OPERATOR	41,600.00	46,779.20	5,179.20	49,836.11	14,532.68	0.00	64,368.79
0000354687	*BUS OPERATOR	41,600.00	46,779.20	5,179.20	33,696.47	4,064.41	0.00	37,760.88
0000356891	CONTRACT EMP ADMIN SUPPORT	0.00	0.00	0.00	34,114.20	2,881.50	0.00	36,995.70
0000357030	DBE/SMALL BUSINESS ANALYST	77,000.04	77,000.04	0.00	56,325.41	0.00	1,026.68	57,352.09
0000355813	*JOURNEYMAN BUS TECHNICIAN	54,412.80	56,056.00	1,643.20	58,491.24	16,089.63	400.00	74,980.87
0000353576	PORTFOLIO MANAGER II (DATE LAST EMPLOYED 01-Jul-2025)	56,940.00	89,303.50	32,363.50	79,944.18	0.00	0.00	79,944.18
0000351832	TRANSIT POLICE OFFICER SPECIAL (DATE LAST EMPLOYED 19-Feb-2025)	57,324.80	65,936.00	8,611.20	44,185.28	20,799.12	7,426.90	72,411.30
0000348853	TRANSIT POLICE OFFICER SPECIAL	59,633.60	71,344.00	11,710.40	71,407.98	38,377.98	2,982.00	112,767.96
0000355092	*SERVICEPERSON IV (DATE LAST EMPLOYED 25-Jun-2025)	54,412.80	43,534.40	-10,878.40	51,771.74	7,981.16	0.00	59,752.90
0000321064	*BUS OPERATOR	56,888.00	59,134.40	2,246.40	63,998.73	4,653.86	680.32	69,332.91
0000341362	*JOURNEYMAN ET-COMPUTER MAINT	62,004.80	63,876.80	1,872.00	59,883.99	8,237.67	3,586.64	71,708.30
0000345031	ENVIR HEALTH & SAFETY SPEC III (DATE LAST EMPLOYED 10-Jan-2025)	97,447.48	97,447.48	0.00	56,149.10	0.00	7,622.42	63,771.52
0000322804	*BUS OPERATOR	56,888.00	59,134.40	2,246.40	54,462.11	7,205.40	4,584.23	66,251.74
0000357967	IT BUSINESS RELATIONSHIP MGR	120,000.40	120,000.40	0.00	36,923.30	0.00	0.00	36,923.30
0000339834	*RAIL STATION CLEANER	39,416.00	40,601.60	1,185.60	43,697.68	15,019.89	0.00	58,717.57
0000354315	*JOURNEYMAN ET-TRAIN CONTROL (DATE LAST EMPLOYED 30-Apr-2025)	54,412.80	60,777.60	6,364.80	54,353.07	12,897.13	400.00	67,650.20
0000347551	*BUS OPERATOR	49,233.60	54,683.20	5,449.60	56,201.24	19,248.66	0.00	75,449.90
0000330300	*JOURNEYMAN ET-TRAIN CONTROL	62,004.80	63,876.80	1,872.00	72,191.75	37,598.15	400.00	110,189.90
0000341813	*BUS OPERATOR	56,888.00	58,614.40	1,726.40	59,907.52	11,290.43	2,479.84	73,677.79
0000352117	SCHEDULE ANALYST II	56,702.62	56,702.62	0.00	56,670.62	0.00	0.00	56,670.62
0000341617	*JOURNEYMAN ET-TRAIN CONTROL (DATE LAST EMPLOYED 10-Jun-2025)	62,004.80	63,876.80	1,872.00	43,869.15	7,512.12	400.00	51,781.27
0000356291	*RAIL OPERATOR	42,848.00	42,848.00	0.00	41,864.19	9,572.29	0.00	51,436.48
0000304471	*JOURNEYMAN RAIL CAR MECHANIC	63,044.80	64,916.80	1,872.00	68,140.80	11,094.08	400.00	79,634.88
0000320216	MAINTENANCE PLANNER BUS	69,056.00	69,056.00	0.00	75,119.10	24,016.46	1,527.20	100,662.76
0000304430	*SERVICEPERSON V	47,486.40	56,929.60	9,443.20	56,198.20	31,556.41	1,692.00	89,446.61
0000334967	*JOURNEYMAN RAIL CAR MECHANIC	62,004.80	63,876.80	1,872.00	68,342.58	3,173.10	400.00	71,915.68
0000349651	CUSTOMER CARE SPEC	51,168.00	51,168.00	0.00	47,872.31	98.40	196.80	48,167.51
0000349644	DIVISION DISPATCHER	45,406.40	62,732.80	17,326.40	54,210.20	17,619.17	0.00	71,829.37
0000304680	MGR TELEPHONY OPERATIONS	86,301.02	120,000.14	33,699.12	116,055.67	0.00	11,885.56	127,941.23
0000345498	TRANSIT POLICE OFFICER SPECIAL	62,025.60	74,214.40	12,188.80	78,241.36	39,887.07	7,455.00	125,583.43
0000346751	*BUS OPERATOR	49,233.60	54,683.20	5,449.60	54,554.08	7,138.11	0.00	61,692.19
0000325669	GEN FOREMAN ATC	87,358.70	87,358.70	0.00	79,741.20	0.00	20,753.70	100,494.90

METROPOLITAN ATLANTA RAPID TRANSIT AUTHORITY (MARTA)

AS OF : 30-JUN-

MARTOC REPORT

DATE PRINTED : 24-JUL-2025

EE NUMBER	TITLE	FY 24 BASE SALARY	FY 25 BASE SALARY	DIFFERENCE +/-	REGULAR EARNINGS	OVERTIME EARNINGS	OTHER EARNINGS	TOTAL EARNINGS
0000346352	*JOURNEYMAN ELEC POWER ELECT	60,216.00	63,876.80	3,660.80	66,754.17	55,586.84	400.00	122,741.01
0000323521	*BUS OPERATOR	56,888.00	59,134.40	2,246.40	60,846.20	26,423.67	4,776.24	92,046.11
0000344353	*BUS OPERATOR	56,888.00	58,614.40	1,726.40	48,918.80	920.97	85.11	49,924.88
0000325918	MGR ELEC POWER & EQUIPMENT (DATE LAST EMPLOYED 09-Jul-2025)	113,385.74	113,385.74	0.00	111,114.27	0.00	15,088.68	126,202.95
0000317811	*SERVICEPERSON I	43,700.80	45,552.00	1,851.20	52,016.88	30,278.24	0.00	82,295.12
0000355096	*BUS OPERATOR	41,600.00	46,779.20	5,179.20	46,659.43	17,241.14	0.00	63,900.57
0000340597	BUILDING MAINT SPEC II	58,057.48	58,057.48	0.00	58,038.23	0.00	2,994.59	61,032.82
0000347033	MGR CUSTOMER TECH PRODUCTS	144,492.66	144,492.66	0.00	144,361.27	0.00	0.00	144,361.27
0000344868	SR SAFETY OPS OFFICER BUS/RAIL	106,743.00	106,743.00	0.00	106,577.39	957.95	1,642.20	109,177.54
0000346126	*JOURNEYMAN OVERHAULER	58,988.80	63,876.80	4,888.00	69,181.30	8,827.05	400.00	78,408.35
0000323126	MAINTENANCE PARTS COORDINATOR	60,434.14	60,434.14	0.00	60,411.78	0.00	3,688.08	64,099.86
0000334347	*BUS OPERATOR	56,888.00	58,614.40	1,726.40	65,919.90	15,202.62	3,381.60	84,504.12
0000357048	*BUS OPERATOR	42,848.00	42,848.00	0.00	32,240.42	5,137.50	0.00	37,377.92
0000343674	*JOURNEYMAN BUS TECHNICIAN	61,131.20	62,982.40	1,851.20	66,046.71	9,539.91	400.00	75,986.62
0000343777	*SERVICEPERSON IV	46,446.40	47,840.00	1,393.60	48,215.81	3,234.39	0.00	51,450.20
0000342651	*BUS OPERATOR	56,888.00	58,614.40	1,726.40	61,612.69	14,416.46	901.76	76,930.91
0000331712	*BUS OPERATOR	56,888.00	58,614.40	1,726.40	63,367.12	22,549.21	2,759.39	88,675.72
0000351771	*PT BUS OPERATOR	0.00	0.00	0.00	22,006.02	0.00	0.00	22,006.02
0000334705	*BUS OPERATOR	56,888.00	58,614.40	1,726.40	28,931.80	287.44	218.80	29,438.04
0000305489	*BUS OPERATOR	57,928.00	59,654.40	1,726.40	58,232.08	11,490.67	0.00	69,722.75
0000318279	*SERVICEPERSON I (A)	44,283.20	45,614.40	1,331.20	44,659.65	2,582.49	2,004.85	49,246.99
0000333336	INSTRUCTOR BUS TECHNICAL	77,313.60	77,313.60	0.00	77,566.16	18,399.17	8,920.80	104,886.13
0000351031	*BUS OPERATOR	41,600.00	46,779.20	5,179.20	39,206.92	3,459.37	2,618.76	45,285.05
0000302297	*BUS OPERATOR	57,928.00	59,654.40	1,726.40	61,793.82	2,626.18	0.00	64,420.00
0000350118	*BUS OPERATOR	45,406.40	50,731.20	5,324.80	49,048.13	11,834.60	1,989.04	62,871.77
0000338540	*BUS OPERATOR	56,888.00	58,614.40	1,726.40	64,900.63	19,728.70	1,558.16	86,187.49
0000356791	CUSTOMER CARE REP	51,168.00	51,168.00	0.00	41,102.47	236.16	0.00	41,338.63
0000321571	TRANSIT POLICE OFFICER SPECIAL (DATE LAST EMPLOYED 15-Nov-2024)	78,478.40	78,478.40	0.00	33,834.22	13,722.79	13,683.54	61,240.55
0000350026	*BUS OPERATOR (DATE LAST EMPLOYED 11-Jun-2025)	45,406.40	50,731.20	5,324.80	45,919.50	13,189.31	0.00	59,108.81
0000302103	CIVIL STRUCTURE & INSP ENGR	116,645.88	116,645.88	0.00	116,550.77	0.00	17,496.89	134,047.66
0000348239	*BUS OPERATOR	45,406.40	50,731.20	5,324.80	46,484.40	13,154.36	1,365.84	61,004.60
0000357486	*BUS OPERATOR	42,848.00	42,848.00	0.00	24,319.71	2,462.46	0.00	26,782.17
0000357127	TRANSIT POLICE OFFICER	65,936.00	65,936.00	0.00	43,294.40	4,362.73	0.00	47,657.13
0000338370	DIR SUSTAINABILITY	139,426.56	139,426.56	0.00	110,429.69	0.00	29,279.76	139,709.45

METROPOLITAN ATLANTA RAPID TRANSIT AUTHORITY (MARTA)

AS OF : 30-JUN-

MARTOC REPORT

DATE PRINTED : 24-JUL-2025

EE NUMBER	TITLE	FY 24 BASE SALARY	FY 25 BASE SALARY	DIFFERENCE +/-	REGULAR EARNINGS	OVERTIME EARNINGS	OTHER EARNINGS	TOTAL EARNINGS
0000357218	*BUS OPERATOR	42,848.00	42,848.00	0.00	28,811.62	4,551.01	0.00	33,362.63
0000330505	*JOURNEYMAN OVERHAULER	61,131.20	63,876.80	2,745.60	69,756.19	32,080.47	400.00	102,236.66
0000320680	TEST ENGINEER	106,855.06	106,855.06	0.00	106,772.64	0.00	6,473.24	113,245.88
0000317672	*JOURNEYMAN SUPPORT EQUIPMENT	62,004.80	64,916.80	2,912.00	26,954.95	278.64	1,638.40	28,871.99
0000305910	*APPRENTICE MECHANIC	49,795.20	56,596.80	6,801.60	59,755.17	19,261.33	0.00	79,016.50
0000303496	DIR FACILITIES	141,372.40	141,372.40	0.00	147,244.88	0.00	15,949.74	163,194.62
0000342168	*RAIL STATION CLEANER	39,416.00	40,601.60	1,185.60	43,637.81	24,075.42	0.00	67,713.23
0000331597	*JOURNEYMAN ET-TRAIN CONTROL	62,004.80	63,876.80	1,872.00	71,037.01	15,323.48	400.00	86,760.49
0000336098	*BUS OPERATOR	56,888.00	58,614.40	1,726.40	52,926.28	845.88	1,803.52	55,575.68
0000345028	*JOURNEYMAN AA BUS TECHNICIAN	59,820.80	62,025.60	2,204.80	66,191.64	33,960.13	400.00	100,551.77
0000350451	*RAIL OPERATOR	45,406.40	50,731.20	5,324.80	49,009.50	8,173.83	0.00	57,183.33
0000334891	SUPV BUS TRANSPORTATION	56,888.00	69,284.80	12,396.80	69,827.01	10,697.10	4,947.12	85,471.23
0000350725	*BUS OPERATOR	41,600.00	46,779.20	5,179.20	50,234.32	17,645.35	0.00	67,879.67
0000355120	*BUS OPERATOR	42,848.00	42,848.00	0.00	37,712.61	5,668.69	0.00	43,381.30
0000355084	*BUS OPERATOR	41,600.00	46,779.20	5,179.20	43,591.52	7,459.48	0.00	51,051.00
0000335510	*STATION AGENT	46,176.00	51,937.60	5,761.60	54,445.72	22,963.68	0.00	77,409.40
0000305574	*BUS OPERATOR	57,928.00	59,654.40	1,726.40	49,096.15	919.12	8,921.60	58,936.87
0000348050	SUPV RAIL LINE	66,747.20	66,747.20	0.00	72,272.38	12,645.55	1,925.40	86,843.33
0000335727	OFFICE ADMINISTRATOR II	54,129.14	54,129.14	0.00	35,720.10	0.00	0.00	35,720.10
0000345964	PROTECTIVE SPEC POLICE CADET	47,070.40	47,070.40	0.00	52,496.91	2,740.33	3,748.89	58,986.13
0000331299	AUDITOR III	92,470.82	92,470.82	0.00	91,339.74	0.00	1,066.98	92,406.72
0000344675	ADMINISTRATIVE ASSISTANT	42,744.00	42,744.00	0.00	43,577.14	4,501.83	0.00	48,078.97
0000324229	APARC SYS AMBASSADOR	48,340.50	51,563.20	3,222.70	49,864.11	455.52	2,602.95	52,922.58
0000316842	*JOURNEYMAN ET-RADIO MAINT	59,592.00	61,817.60	2,225.60	69,239.02	29,898.38	400.00	99,537.40
0000343423	SR INFORMATION SYSTEMS ANALYST	102,776.44	102,776.44	0.00	102,699.07	0.00	0.00	102,699.07
0000331666	*RAIL OPERATOR	56,888.00	58,614.40	1,726.40	61,434.98	12,317.51	1,928.88	75,681.37
0000306478	DIR REVENUE OPERATIONS	131,203.28	131,203.28	0.00	130,079.49	0.00	13,624.96	143,704.45
0000315115	*BUS OPERATOR	57,928.00	59,654.40	1,726.40	59,674.93	18,638.93	320.65	78,634.51
0000328131	*RAIL OPERATOR	56,888.00	58,614.40	1,726.40	52,870.49	12,755.91	0.00	65,626.40
0000324187	*SERVICEPERSON I	39,416.00	41,683.20	2,267.20	43,567.60	12,080.25	0.00	55,647.85
0000345487	PROTECTIVE SPEC POLICE CADET	47,528.00	47,528.00	0.00	51,265.05	32,810.65	914.00	84,989.70
0000352601	*BUS OPERATOR	41,600.00	46,779.20	5,179.20	47,465.83	12,120.37	0.00	59,586.20
0000352425	CONTRACT EMP PT POLICE OFFICER	0.00	0.00	0.00	30,819.05	1,732.94	0.00	32,551.99
0000320788	TRAIN CONTROL ENGINEER	62,004.80	89,361.48	27,356.68	78,356.24	2,165.07	2,149.70	82,671.01
0000322967	TRANSIT POLICE LIEUTENANT	105,289.60	121,097.60	15,808.00	119,415.25	33,509.34	18,921.50	171,846.09

METROPOLITAN ATLANTA RAPID TRANSIT AUTHORITY (MARTA)

MARTOC REPORT

AS OF : 30-JUN-

DATE PRINTED : 24-JUL-2025

EE NUMBER	TITLE	FY 24 BASE SALARY	FY 25 BASE SALARY	DIFFERENCE +/-	REGULAR EARNINGS	OVERTIME EARNINGS	OTHER EARNINGS	TOTAL EARNINGS
0000320593	PUBLIC ENGAGEMENT MANAGER	102,885.38	102,885.38	0.00	106,819.70	0.00	13,599.20	120,418.90
0000315615	*STATION AGENT	50,419.20	51,937.60	1,518.40	54,864.34	9,326.31	393.68	64,584.33
0000302438	*RAIL OPERATOR	57,928.00	59,654.40	1,726.40	61,240.60	19,427.08	5,079.73	85,747.41
0000346806	TRANSIT POLICE DETECTIVE	62,025.60	74,214.40	12,188.80	69,390.02	29,400.35	0.00	98,790.37
0000341254	MGR CIP CHANGE CONTROL (DATE LAST EMPLOYED 02-Aug-2024)	112,519.94	112,519.94	0.00	15,000.60	0.00	6,207.64	21,208.24
0000302974	*JOURNEYMAN ET-COMPUTER MAINT	63,044.80	64,916.80	1,872.00	65,683.29	16,767.12	400.00	82,850.41
0000357567	*BUS OPERATOR	42,848.00	42,848.00	0.00	22,734.33	4,474.06	0.00	27,208.39
0000314837	*JOURNEYMAN ET-RAIL CAR MAINT	63,044.80	64,916.80	1,872.00	71,805.65	70,412.03	400.00	142,617.68
0000304411	DIVISION DISPATCHER	77,105.60	77,105.60	0.00	81,829.26	4,037.14	7,414.00	93,280.40
0000355391	*PT BUS OPERATOR	0.00	0.00	0.00	43,411.94	2,355.85	0.00	45,767.79
0000357663	*BUS OPERATOR	42,848.00	42,848.00	0.00	19,136.60	1,579.33	0.00	20,715.93
0000342927	*JOURNEYMAN ELEC POWER ELECT	62,004.80	63,876.80	1,872.00	63,042.71	36,157.39	4,822.24	104,022.34
0000330457	MAINTENANCE PLANNER BUS	72,196.80	72,196.80	0.00	76,244.74	16,794.92	2,776.80	95,816.46
0000326278	*JOURNEYMAN ET-TRAIN CONTROL	62,004.80	63,876.80	1,872.00	73,260.01	57,282.31	400.00	130,942.32
0000356883	*SERVICEPERSON I	43,284.80	43,284.80	0.00	34,819.66	1,704.32	0.00	36,523.98
0000348665	TRANSIT POLICE OFFICER (DATE LAST EMPLOYED 23-Jun-2025)	57,616.00	57,616.00	0.00	34,569.60	0.00	0.00	34,569.60
0000353583	*JOURNEYMAN BUS TECHNICIAN	54,412.80	59,217.60	4,804.80	59,741.76	11,444.56	400.00	71,586.32
0000342157	*BUS OPERATOR	56,888.00	58,614.40	1,726.40	41,614.58	9,184.93	901.76	51,701.27
0000332295	*JOURNEYMAN ET-TELEPHONE MAINT	62,004.80	63,876.80	1,872.00	70,082.46	1,692.92	400.00	72,175.38
0000348072	TRANSIT POLICE OFFICER	57,324.80	68,598.40	11,273.60	60,382.08	19,996.22	3,163.08	83,541.38
0000322136	*JOURNEYMAN BUS TECHNICIAN	61,131.20	63,502.40	2,371.20	72,633.90	15,721.70	400.00	88,755.60
0000352109	TRANSIT POLICE OFFICER	59,633.60	71,344.00	11,710.40	71,980.05	23,372.22	2,867.00	98,219.27
0000348233	*BUS OPERATOR	45,406.40	50,731.20	5,324.80	53,380.66	12,406.12	1,756.08	67,542.86
0000357867	NETWORK OPS CENTER ENGINEER	98,007.00	98,007.00	0.00	33,925.50	0.00	0.00	33,925.50
0000357275	CONTRACT PROFESSIONAL	0.00	0.00	0.00	47,216.00	517.50	0.00	47,733.50
0000354692	*BUS OPERATOR	41,600.00	46,779.20	5,179.20	41,158.35	12,864.15	980.16	55,002.66
0000350999	*SERVICEPERSON IV	45,614.40	47,840.00	2,225.60	51,294.02	8,104.58	0.00	59,398.60
0000346458	*APPRENTICE MECHANIC	49,795.20	55,556.80	5,761.60	55,113.51	17,854.99	0.00	72,968.50
0000322106	*BUS OPERATOR	56,888.00	59,134.40	2,246.40	61,534.22	14,101.73	3,184.16	78,820.11
0000321917	*JOURNEYMAN AA BUS TECHNICIAN	61,131.20	64,396.80	3,265.60	68,150.48	43,867.80	400.00	112,418.28
0000347990	*BUS OPERATOR (DATE LAST EMPLOYED 03-Dec-2024)	45,406.40	50,731.20	5,324.80	19,667.56	649.38	181.85	20,498.79
0000356798	*BUS OPERATOR	42,848.00	42,848.00	0.00	35,167.90	3,706.22	0.00	38,874.12
0000328851	*MATERIAL CONTROLLER LEAD	57,449.60	60,340.80	2,891.20	64,846.56	3,533.73	0.00	68,380.29
0000336984	*BUS OPERATOR	56,888.00	58,614.40	1,726.40	66,127.55	32,738.04	2,502.11	101,367.70

METROPOLITAN ATLANTA RAPID TRANSIT AUTHORITY (MARTA)

AS OF : 30-JUN-

MARTOC REPORT

DATE PRINTED : 24-JUL-2025

EE NUMBER	TITLE	FY 24 BASE SALARY	FY 25 BASE SALARY	DIFFERENCE +/-	REGULAR EARNINGS	OVERTIME EARNINGS	OTHER EARNINGS	TOTAL EARNINGS
0000356931	FIRE PROTECTION ENGINEER VI	115,000.08	115,000.08	0.00	84,094.82	0.00	0.00	84,094.82
0000326004	INSTRUCTOR CENTRAL MAINTENANCE	85,820.80	85,820.80	0.00	85,847.32	19,034.27	11,690.20	116,571.79
0000348370	SUPT RAIL LINE	66,747.20	76,143.60	9,396.40	54,841.89	2,043.43	3,211.71	60,097.03
0000302435	SUPV BUS TRANSPORTATION	74,900.80	74,900.80	0.00	62,088.79	47,425.85	10,082.80	119,597.44
0000345892	*JOURNEYMAN ET-RAIL CAR MAINT	54,412.80	60,777.60	6,364.80	62,008.09	6,185.61	400.00	68,593.70
0000331405	DISPATCHER RADIO COMMUNICATION	70,636.80	70,636.80	0.00	74,824.24	12,580.41	4,754.40	92,159.05
0000345387	*JOURNEYMAN AA BUS TECHNICIAN	59,820.80	62,025.60	2,204.80	65,290.81	14,426.65	400.00	80,117.46
0000337591	*BUS OPERATOR	56,888.00	58,614.40	1,726.40	24,549.56	559.26	0.00	25,108.82
0000333088	*BUS OPERATOR	56,888.00	58,614.40	1,726.40	61,405.45	9,684.08	1,107.28	72,196.81
0000353281	TRANSIT POLICE OFFICER	57,324.80	68,598.40	11,273.60	70,751.38	37,665.75	5,342.76	113,759.89
0000323732	*JOURNEYMAN RAIL CAR MECHANIC	62,004.80	64,396.80	2,392.00	71,877.47	67,223.30	400.00	139,500.77
0000342232	*BUS OPERATOR	56,888.00	58,614.40	1,726.40	60,968.34	5,093.03	2,254.40	68,315.77
0000345302	TRANSIT POLICE CORPORAL (DATE LAST EMPLOYED 13-Sep-2024)	64,521.60	64,521.60	0.00	18,855.66	6,826.59	7,465.28	33,147.53
0000302882	*BUS OPERATOR	57,928.00	59,654.40	1,726.40	25,409.66	0.00	0.00	25,409.66
0000352178	*JOURNEYMAN BUS TECHNICIAN	57,491.20	59,779.20	2,288.00	65,926.28	8,393.55	400.00	74,719.83
0000339730	*BUS OPERATOR	56,888.00	58,614.40	1,726.40	62,478.50	11,373.83	233.05	74,085.38
0000355517	*BUS OPERATOR	42,848.00	42,848.00	0.00	42,561.89	7,819.15	604.20	50,985.24
0000356885	*BUS OPERATOR (DATE LAST EMPLOYED 26-Mar-2025)	42,848.00	42,848.00	0.00	21,123.89	1,041.97	0.00	22,165.86
0000322233	SUPV CAR REPAIR INSPECTION	78,145.60	78,145.60	0.00	81,691.05	7,077.46	4,270.59	93,039.10
0000330450	*JOURNEYMAN RAIL CAR MECHANIC	62,004.80	63,876.80	1,872.00	58,541.97	6,712.14	10,227.20	75,481.31
0000320696	TRANSIT POLICE SERGEANT	86,465.60	99,444.80	12,979.20	96,316.55	37,180.22	0.00	133,496.77
0000320318	*BUS DISPATCHER (BLOCKOUT)	56,035.20	58,240.00	2,204.80	69,576.97	19,726.10	0.00	89,303.07
0000334170	*BUS OPERATOR	56,888.00	58,614.40	1,726.40	56,022.45	4,026.35	1,578.08	61,626.88
0000323174	DIR QUALITY ASSURANCE	153,632.96	153,632.96	0.00	153,489.24	0.00	23,635.84	177,125.08
0000304889	*JOURNEYMAN RAIL CAR MECHANIC	63,044.80	64,916.80	1,872.00	73,330.03	44,200.15	400.00	117,930.18
0000330888	RAIL SERVICES CONTROLLER	76,065.60	76,065.60	0.00	72,548.25	5,830.74	10,532.16	88,911.15
0000305906	WARRANTY SPECIALIST	94,097.38	94,097.38	0.00	94,031.24	0.00	14,476.56	108,507.80
0000345102	*JOURNEYMAN BUS TECHNICIAN	61,131.20	62,982.40	1,851.20	67,646.31	9,825.80	400.00	77,872.11
0000321621	INSTRUCTOR BUS OPERATIONS	80,288.00	80,288.00	0.00	81,165.60	14,532.90	0.00	95,698.50
0000337865	*BUS OPERATOR	56,888.00	58,614.40	1,726.40	48,391.69	1,449.83	4,896.69	54,738.21
0000339944	*BUS OPERATOR	56,888.00	58,614.40	1,726.40	62,682.49	25,875.88	0.00	88,558.37
0000330968	*BUS OPERATOR	56,888.00	58,614.40	1,726.40	59,773.16	12,654.36	4,734.24	77,161.76
0000350680	*BUS OPERATOR	41,600.00	46,779.20	5,179.20	50,058.61	13,925.46	189.37	64,173.44
0000337651	*RAIL OPERATOR	64,792.00	58,614.40	-6,177.60	61,669.67	11,308.12	2,158.05	75,135.84
0000351387	*BUS OPERATOR	41,600.00	46,779.20	5,179.20	20,400.16	3,322.93	0.00	23,723.09

METROPOLITAN ATLANTA RAPID TRANSIT AUTHORITY (MARTA)

MARTOC REPORT

AS OF : 30-JUN-

DATE PRINTED : 24-JUL-2025

EE NUMBER	TITLE	FY 24 BASE SALARY	FY 25 BASE SALARY	DIFFERENCE +/-	REGULAR EARNINGS	OVERTIME EARNINGS	OTHER EARNINGS	TOTAL EARNINGS
0000351636	(DATE LAST EMPLOYED 03-Jan-2025) TRANSIT POLICE OFFICER	53,040.00	63,419.20	10,379.20	60,976.89	12,938.93	4,725.95	78,641.77
0000344608	*JOURNEYMAN TRACK MAINTAINER	62,004.80	63,876.80	1,872.00	59,198.90	11,492.30	5,097.86	75,789.06
0000331313	SUPT RAIL CAR MAINT	84,029.92	88,588.50	4,558.58	91,073.69	0.00	10,903.20	101,976.89
0000305832	*JOURNEYMAN RAIL CAR MECHANIC	63,044.80	64,916.80	1,872.00	66,277.14	3,421.12	400.00	70,098.26
0000351514	*BUS OPERATOR	41,600.00	46,779.20	5,179.20	46,018.76	11,782.18	2,164.46	59,965.40
0000319776	SUPT RAIL CAR APPEARANCE	87,499.36	87,499.36	0.00	87,441.82	0.00	3,589.73	91,031.55
0000303106	*SERVICEPERSON II	44,740.80	46,072.00	1,331.20	51,637.33	149.53	0.00	51,786.86
0000334843	(DATE LAST EMPLOYED 01-Jun-2025) *BUS OPERATOR	56,888.00	58,614.40	1,726.40	64,272.88	22,762.26	4,368.15	91,403.29
0000353303	*BUS OPERATOR	41,600.00	46,779.20	5,179.20	22,573.90	3,421.92	329.60	26,325.42
0000335924	*BUS OPERATOR	56,888.00	58,614.40	1,726.40	53,893.30	19,064.74	4,204.03	77,162.07
0000310754	*BUS OPERATOR	57,928.00	59,654.40	1,726.40	65,932.26	5,709.13	0.00	71,641.39
0000334385	*JOURNEYMAN ET-TRAIN CONTROL	62,004.80	63,876.80	1,872.00	67,717.43	34,064.84	400.00	102,182.27
0000338080	AGM INTERNAL AUDIT	214,131.06	214,131.06	0.00	213,908.71	0.00	0.00	213,908.71
0000333594	*JOURNEYMAN ET-RADIO MAINT	62,004.80	63,876.80	1,872.00	64,416.38	37,748.71	400.00	102,565.09
0000355682	*BUS OPERATOR	41,600.00	42,848.00	1,248.00	20,108.53	3,126.40	0.00	23,234.93
0000341964	*JOURNEYMAN TRACK MAINTAINER	62,004.80	63,876.80	1,872.00	68,771.52	21,855.93	0.00	90,627.45
0000339452	*JOURNEYMAN ET-RAIL CAR MAINT	62,004.80	63,876.80	1,872.00	63,919.20	1,462.03	400.00	65,781.23
0000341618	*JOURNEYMAN ET-TRAIN CONTROL	62,004.80	63,876.80	1,872.00	68,821.10	40,832.24	400.00	110,053.34
0000343016	MGR OPS PROGRAM PLANNING	106,500.68	121,500.86	15,000.18	106,418.24	0.00	6,826.98	113,245.22
0000320613	*JOURNEYMAN SUPPORT EQUIPMENT	58,988.80	62,545.60	3,556.80	63,146.77	1,285.50	400.00	64,832.27
0000321797	MGR ELEC & MECH ENGINEERING	143,557.18	143,557.18	0.00	143,427.86	0.00	7,361.92	150,789.78
0000351034	RAIL SERVICES CONTROLLER	76,315.20	76,315.20	0.00	73,791.74	1,577.72	1,492.19	76,861.65
0000353921	TRANSIT POLICE OFFICER	53,040.00	63,419.20	10,379.20	66,915.02	16,590.00	0.00	83,505.02
0000302028	SUPV LIGHT RAIL TRANSPORTATION	57,928.00	66,747.20	8,819.20	67,257.24	5,729.08	3,850.80	76,837.12
0000315791	ROOF INSPECTOR II	72,500.22	72,500.22	0.00	72,462.05	0.00	8,197.39	80,659.44
0000304090	SUPV BUS TRANSPORTATION	66,601.60	69,264.00	2,662.40	69,565.56	7,186.04	8,158.50	84,910.10
0000347332	*JOURNEYMAN ELEC POWER ELECT	54,412.80	56,056.00	1,643.20	58,490.49	15,887.03	400.00	74,777.52
0000307142	SYSTEM SAFETY AUDITOR	107,390.40	107,390.40	0.00	107,306.74	0.00	0.00	107,306.74
0000306561	*JOURNEYMAN ET-RAIL CAR MAINT	63,044.80	64,916.80	1,872.00	67,917.19	22,311.29	400.00	90,628.48
0000334857	*RAIL OPERATOR	56,888.00	58,614.40	1,726.40	59,987.66	20,802.58	2,022.32	82,812.56
0000357378	*BUS OPERATOR	42,848.00	42,848.00	0.00	20,390.45	1,138.99	0.00	21,529.44
0000317817	DIR TECH SVCS & SVC PLANNING	166,899.98	166,899.98	0.00	166,739.28	0.00	6,419.23	173,158.51
0000355383	ENVIR HEALTH & SAFETY SPEC III	100,000.16	100,000.16	0.00	99,774.30	0.00	0.00	99,774.30
0000331800	SUPV RIDESTORE OPERATIONS	64,116.00	70,000.06	5,884.06	67,030.16	997.62	9,454.10	77,481.88

MARTOC REPORT

EE NUMBER	TITLE	FY 24 BASE SALARY	FY 25 BASE SALARY	DIFFERENCE +/-	REGULAR EARNINGS	OVERTIME EARNINGS	OTHER EARNINGS	TOTAL EARNINGS
0000357864	SUPV CUSTOMER SERVICES CENTER	75,000.12	75,000.12	0.00	25,144.69	0.00	0.00	25,144.69
0000353587	*JOURNEYMAN ET-HVAC	58,552.00	60,777.60	2,225.60	61,788.25	11,351.44	400.00	73,539.69
0000315281	*BUS OPERATOR	57,928.00	59,654.40	1,726.40	65,837.40	25,507.72	2,523.84	93,868.96
0000337705	*JOURNEYMAN ELEC POWER ELECT	62,004.80	63,876.80	1,872.00	67,717.32	15,060.65	400.00	83,177.97
0000352915	MECHANICAL ENGINEER IV	82,808.96	82,808.96	0.00	82,757.29	0.00	0.00	82,757.29
0000324719	FOREMAN TRAIN CONTROL	75,899.20	75,899.20	0.00	86,653.40	29,101.20	3,211.12	118,965.72
0000319388	ACCOUNTANT III	91,620.88	91,620.88	0.00	91,557.97	0.00	10,925.00	102,482.97
0000341494	SUPV BUS & RAIL STORES	72,987.20	72,987.20	0.00	76,037.40	2,035.22	280.72	78,353.34
0000346044	CONTRACT SUPV POLICE OFFICER	0.00	0.00	0.00	96,820.96	1,209.12	0.00	98,030.08
0000355519	*BUS OPERATOR	42,848.00	42,848.00	0.00	31,256.98	7,048.68	0.00	38,305.66
0000353288	(DATE LAST EMPLOYED 20-May-2025) *BUS OPERATOR	41,600.00	46,779.20	5,179.20	47,179.39	17,037.77	0.00	64,217.16
0000341601	*BUS OPERATOR	41,600.00	46,779.20	5,179.20	45,698.28	8,442.08	164.80	54,305.16
0000333098	*BUS OPERATOR	56,888.00	58,614.40	1,726.40	52,391.26	18,600.08	4,502.20	75,493.54
0000302065	*JOURNEYMAN RAIL CAR MECHANIC	63,044.80	64,916.80	1,872.00	73,716.01	15,977.91	400.00	90,093.92
0000357489	CT QUALITY ASSURANCE ANALYST	88,000.12	88,000.12	0.00	47,384.84	0.00	0.00	47,384.84
0000302381	*BUS OPERATOR	57,928.00	59,654.40	1,726.40	67,776.53	36,442.84	0.00	104,219.37
0000346213	TRANSIT POLICE OFFICER SPECIAL	57,324.80	71,344.00	14,019.20	70,754.07	32,525.96	0.00	103,280.03
0000357213	*JOURNEYMAN ET-HVAC	60,320.00	60,320.00	0.00	37,098.72	4,047.77	400.00	41,546.49
0000337704	*JOURNEYMAN ET-TRAIN CONTROL	62,004.80	63,876.80	1,872.00	66,337.84	24,600.92	400.00	91,338.76
0000356740	PARALEGAL	80,008.50	80,008.50	0.00	70,832.84	0.00	0.00	70,832.84
0000337030	CONTRACT EMP PT POLICE OFFICER	0.00	0.00	0.00	28,023.11	1,007.70	0.00	29,030.81
0000352108	*JOURNEYMAN BUS TECHNICIAN	57,491.20	59,779.20	2,288.00	61,439.10	5,917.63	400.00	67,756.73
0000317200	FOREMAN TRACK & STRCT	70,865.60	70,865.60	0.00	70,565.52	22,468.80	6,132.60	99,166.92
0000351363	*JOURNEYMAN TRACK MAINTAINER	58,552.00	62,025.60	3,473.60	59,228.53	16,720.81	2,349.60	78,298.94
0000349606	*STATION AGENT	50,419.20	51,937.60	1,518.40	56,218.78	21,033.00	199.76	77,451.54
0000343779	*BUS OPERATOR	56,888.00	58,614.40	1,726.40	60,719.43	10,505.23	1,578.08	72,802.74
0000322095	TRANSIT POLICE CORPORAL	78,478.40	90,251.20	11,772.80	87,934.70	49,139.13	5,282.20	142,356.03
0000306251	TRANSIT POLICE LIEUTENANT	94,078.40	112,548.80	18,470.40	112,874.09	26,673.14	2,894.72	142,441.95
0000323598	*BUS OPERATOR	56,888.00	59,134.40	2,246.40	59,195.93	3,133.04	0.00	62,328.97
0000315131	(DATE LAST EMPLOYED 01-Jun-2025) SUPT REVENUE MAINTENANCE	83,012.80	83,012.80	0.00	82,641.97	0.00	319.29	82,961.26
0000345880	FINANCIAL SYSTEMS ADMIN	116,257.44	116,257.44	0.00	116,162.34	0.00	0.00	116,162.34
0000348567	*BUS OPERATOR	45,406.40	50,731.20	5,324.80	42,067.56	9,807.39	570.16	52,445.11
0000335378	MGR QUALITY CONTROL	109,150.60	109,150.60	0.00	109,065.06	0.00	0.00	109,065.06
0000321042	*JOURNEYMAN SUPPORT EQUIPMENT	62,004.80	64,396.80	2,392.00	65,301.72	14,266.50	400.00	79,968.22
0000323252	RAIL SERVICES CONTROLLER	76,315.20	76,315.20	0.00	76,720.69	9,542.39	6,310.68	92,573.76

METROPOLITAN ATLANTA RAPID TRANSIT AUTHORITY (MARTA)

MARTOC REPORT

AS OF : 30-JUN-

DATE PRINTED : 24-JUL-2025

EE NUMBER	TITLE	FY 24 BASE SALARY	FY 25 BASE SALARY	DIFFERENCE +/-	REGULAR EARNINGS	OVERTIME EARNINGS	OTHER EARNINGS	TOTAL EARNINGS
0000329322	*JOURNEYMAN RAIL CAR MECHANIC	62,004.80	63,876.80	1,872.00	66,777.72	17,382.91	400.00	84,560.63
0000348626	*BUS OPERATOR	45,406.40	50,731.20	5,324.80	53,194.85	15,158.15	0.00	68,353.00
0000337143	*BUS OPERATOR	56,888.00	58,614.40	1,726.40	68,881.94	36,800.16	0.00	105,682.10
0000339161	SR ENTERPRISE SECUR ENGINEER	112,872.24	112,872.24	0.00	112,781.58	0.00	6,656.57	119,438.15
0000347629	*BUS OPERATOR	49,233.60	54,683.20	5,449.60	55,934.01	15,711.98	0.00	71,645.99
0000329826	*RAIL STATION CLEANER	39,416.00	40,601.60	1,185.60	42,900.66	2,788.65	0.00	45,689.31
0000327121	SUPV BUS TRANSPORTATION	70,657.60	70,657.60	0.00	67,860.95	543.53	5,706.96	74,111.44
0000356748	*BUS OPERATOR	42,848.00	42,848.00	0.00	36,009.91	4,868.36	0.00	40,878.27
0000349874	INFORMATION SYS ANALYST III	96,811.78	96,811.78	0.00	96,369.78	0.00	4,095.90	100,465.68
0000347421	RIDESTORE CUSTOMER CARE SPEC	31,200.00	50,524.50	19,324.50	41,230.25	550.39	0.00	41,780.64
0000350098	*APPRENTICE MECHANIC	49,795.20	55,556.80	5,761.60	53,345.50	8,469.10	1,204.96	63,019.56
0000304020	FARE COLLECTION COORDINATOR OP	62,010.00	62,010.00	0.00	45,140.85	0.00	0.00	45,140.85
0000323026	*JOURNEYMAN BUS TECHNICIAN	61,131.20	63,502.40	2,371.20	71,447.45	28,438.43	400.00	100,285.88
0000354902	*BUS OPERATOR	41,600.00	46,779.20	5,179.20	45,786.70	7,746.15	0.00	53,532.85
0000306605	*BUS OPERATOR	57,928.00	59,654.40	1,726.40	20,841.75	0.00	0.00	20,841.75
0000352881	(DATE LAST EMPLOYED 01-Oct-2024) IT BUSINESS RELATIONSHIP MGR	93,162.42	93,162.42	0.00	93,097.40	0.00	0.00	93,097.40
0000347550	*BUS OPERATOR	49,233.60	54,683.20	5,449.60	56,260.14	23,942.23	0.00	80,202.37
0000304371	MAINTENANCE PLANNER BUS	69,056.00	69,056.00	0.00	74,191.76	52,796.34	3,984.00	130,972.10
0000339729	*JOURNEYMAN RAIL CAR MECHANIC	62,004.80	63,876.80	1,872.00	64,895.22	6,041.39	400.00	71,336.61
0000328297	FOREMAN PAINT SHOP FACILITIES	68,744.00	68,744.00	0.00	71,106.88	15,310.73	793.20	87,210.81
0000352098	*BUS OPERATOR	41,600.00	46,779.20	5,179.20	39,449.65	4,012.64	692.26	44,154.55
0000347545	BENEFITS-CUSTOMER SVC REP	53,853.02	53,853.02	0.00	51,975.01	0.00	3,180.67	55,155.68
0000306233	SCHEDULE DISTRIBUTION CLERK	37,050.00	37,050.00	0.00	37,057.26	384.75	4,845.00	42,287.01
0000346994	TRANSIT SYS PLNG PRGM ANALYST	94,702.92	94,702.92	0.00	72,781.37	0.00	6,681.17	79,462.54
0000322365	(DATE LAST EMPLOYED 21-Mar-2025) DISPATCHER RADIO COMMUNICATION	61,484.80	61,484.80	0.00	35,516.34	1,042.89	472.96	37,032.19
0000355846	SR ASSET MANAGER	100,000.16	100,000.16	0.00	94,897.33	0.00	0.00	94,897.33
0000351091	*RAIL STATION CLEANER	39,956.80	40,601.60	644.80	37,513.65	6,899.74	811.76	45,225.15
0000321361	*SERVICEPERSON V	57,886.40	60,153.60	2,267.20	61,801.77	4,672.20	0.00	66,473.97
0000324946	*RAIL OPERATOR	56,888.00	59,134.40	2,246.40	45,157.35	10,207.03	6,140.88	61,505.26
0000344067	*BUS OPERATOR	56,888.00	58,614.40	1,726.40	49,437.44	4,879.25	2,028.96	56,345.65
0000353400	CUSTOMER SVC SOCIAL MEDIA SPEC	67,986.36	67,986.36	0.00	67,954.10	0.00	0.00	67,954.10
0000314909	SR MGR OCCUPATIONAL MED SVCS	125,483.80	138,032.18	12,548.38	130,107.03	0.00	24,710.70	154,817.73
0000334757	*BUS OPERATOR	56,888.00	58,614.40	1,726.40	63,718.43	22,890.05	0.00	86,608.48
0000306034	MGR ACCOUNTING	137,994.48	137,994.48	0.00	135,217.32	0.00	24,414.43	159,631.75

METROPOLITAN ATLANTA RAPID TRANSIT AUTHORITY (MARTA)

AS OF : 30-JUN-

MARTOC REPORT

DATE PRINTED : 24-JUL-2025

EE NUMBER	TITLE	FY 24 BASE SALARY	FY 25 BASE SALARY	DIFFERENCE +/-	REGULAR EARNINGS	OVERTIME EARNINGS	OTHER EARNINGS	TOTAL EARNINGS
0000342891	*BUS OPERATOR	56,888.00	58,614.40	1,726.40	60,846.96	9,546.95	2,028.97	72,422.88
0000348427	SUPV COMMUNICATIONS IOC (DATE LAST EMPLOYED 10-Jun-2025)	72,404.80	72,404.80	0.00	42,127.28	1,287.97	0.00	43,415.25
0000323007	TRANSIT POLICE SERGEANT	86,465.60	99,444.80	12,979.20	96,958.72	28,121.87	8,937.91	134,018.50
0000320556	MGR ACQUISITION DISPO & ROW	129,857.52	129,857.52	0.00	129,745.11	0.00	14,489.45	144,234.56
0000337879	SUPV BUS TRANSPORTATION	66,601.60	69,264.00	2,662.40	72,579.75	38,798.69	3,862.80	115,241.24
0000342631	PROJECT MANAGER I	102,628.24	102,628.24	0.00	102,551.05	0.00	7,736.61	110,287.66
0000354924	*BUS OPERATOR	41,600.00	46,779.20	5,179.20	46,571.66	26,552.37	0.00	73,124.03
0000304943	*RAIL OPERATOR	57,928.00	59,654.40	1,726.40	65,515.88	36,292.13	0.00	101,808.01
0000339949	*BUS OPERATOR	56,888.00	58,614.40	1,726.40	61,383.95	17,048.28	2,254.40	80,686.63
0000326619	HR GENERALIST II - TALENT ACQ	74,466.60	74,466.60	0.00	74,425.75	0.00	4,296.15	78,721.90
0000333036	TRANSIT POLICE OFFICER	75,441.60	86,777.60	11,336.00	85,066.40	27,910.53	689.13	113,666.06
0000351317	*RAIL STATION CLEANER	35,776.00	40,601.60	4,825.60	40,143.32	12,093.09	0.00	52,236.41
0000304991	PLANNER ELECTRICAL MAINTENANCE	70,470.40	70,470.40	0.00	74,490.80	33,613.16	10,265.64	118,369.60
0000303978	CLAIMS ADJUSTER III-WKRS COMP	83,692.70	83,692.70	0.00	83,639.92	0.00	8,798.47	92,438.39
0000332339	*SERVICEPERSON I	43,700.80	45,032.00	1,331.20	46,671.08	5,951.05	0.00	52,622.13
0000322103	DISPATCHER RADIO COMMUNICATION	72,716.80	72,716.80	0.00	77,829.07	3,127.29	1,398.40	82,354.76
0000353874	PROTECTIVE SPEC POLICE CADET (DATE LAST EMPLOYED 22-Nov-2024)	43,056.00	43,056.00	0.00	21,539.70	2,670.30	690.14	24,900.14
0000341165	*BUS OPERATOR	56,888.00	58,614.40	1,726.40	62,516.04	27,185.82	0.00	89,701.86
0000322543	SUPV BUS TRANSPORTATION	68,598.40	68,598.40	0.00	67,353.20	2,116.03	5,078.92	74,548.15
0000327329	PERFORMANCE ANALYST	93,642.12	93,642.12	0.00	93,576.46	0.00	0.00	93,576.46
0000354930	CUSTOMER TECH PROJECT MANAGER	98,325.24	98,325.24	0.00	98,253.60	0.00	3,781.74	102,035.34
0000335758	COMMUNICATIONS COORD IOC	62,129.60	62,129.60	0.00	47,937.62	2,141.70	0.00	50,079.32
0000350956	BENEFITS ANALYST II	63,044.80	63,044.80	0.00	63,019.17	0.00	1,454.90	64,474.07
0000357290	*CUSTOMER INFORMATION OPERATOR	39,249.60	39,249.60	0.00	19,678.32	1,759.68	0.00	21,438.00
0000355801	*BUS OPERATOR	41,600.00	42,848.00	1,248.00	46,092.86	21,587.50	0.00	67,680.36
0000337445	*STATION AGENT	50,419.20	51,937.60	1,518.40	48,736.50	31,391.39	1,971.64	82,099.53
0000349185	*BUS OPERATOR	45,406.40	50,731.20	5,324.80	46,236.19	9,583.37	5,369.21	61,188.77
0000355539	TRANSIT POLICE OFFICER	53,040.00	63,419.20	10,379.20	61,613.56	7,361.17	0.00	68,974.73
0000341390	TRANSIT POLICE OFFICER SPECIAL	67,100.80	83,428.80	16,328.00	73,949.20	51,454.74	3,925.08	129,329.02
0000319274	*JOURNEYMAN ET-HVAC	62,004.80	64,396.80	2,392.00	62,777.28	232.20	1,601.60	64,611.08
0000355464	BENEFITS-CUSTOMER SVC REP	50,000.08	50,000.08	0.00	50,056.37	0.00	0.00	50,056.37
0000322925	*JOURNEYMAN ET-TRAIN CONTROL	62,004.80	64,396.80	2,392.00	64,466.50	936.96	400.00	65,803.46
0000348676	*BUS OPERATOR	45,406.40	50,731.20	5,324.80	48,881.54	3,328.41	3,106.81	55,316.76
0000350086	RIDESTORE CUSTOMER CARE SPEC (DATE LAST EMPLOYED 17-Apr-2025)	31,200.00	50,524.50	19,324.50	33,219.42	686.41	843.38	34,749.21

METROPOLITAN ATLANTA RAPID TRANSIT AUTHORITY (MARTA)

AS OF : 30-JUN-

MARTOC REPORT

DATE PRINTED : 24-JUL-2025

EE NUMBER	TITLE	FY 24 BASE SALARY	FY 25 BASE SALARY	DIFFERENCE +/-	REGULAR EARNINGS	OVERTIME EARNINGS	OTHER EARNINGS	TOTAL EARNINGS
0000335407	SUPT REVENUE COLLECTIONS	83,226.52	83,226.52	0.00	76,956.03	0.00	12,620.13	89,576.16
0000351235	CONTRACT SPECIALIST III	82,800.38	82,800.38	0.00	82,748.92	0.00	0.00	82,748.92
0000338909	*BUS OPERATOR	56,888.00	58,614.40	1,726.40	41,264.72	7,563.46	0.00	48,828.18
0000320575	*REVENUE AGENT	55,619.20	57,824.00	2,204.80	35,833.53	166.80	4,875.85	40,876.18
0000348396	*RAIL OPERATOR	45,406.40	50,731.20	5,324.80	50,903.77	19,718.97	309.03	70,931.77
0000336915	*BUS OPERATOR	56,888.00	58,614.40	1,726.40	63,019.04	19,779.85	0.00	82,798.89
0000343287	*PT BUS OPERATOR	0.00	0.00	0.00	21,473.78	0.00	0.00	21,473.78
0000327466	*BUS OPERATOR	56,888.00	58,614.40	1,726.40	51,027.35	10,488.45	825.56	62,341.36
0000353872	*BUS OPERATOR	41,600.00	46,779.20	5,179.20	45,644.04	14,939.09	899.60	61,482.73
0000353913	*RAIL OPERATOR	41,600.00	46,779.20	5,179.20	46,287.97	13,635.01	0.00	59,922.98
0000352804	AGM CENTRAL PROG MGMT OFFICE (DATE LAST EMPLOYED 18-Jan-2025)	212,175.34	212,175.34	0.00	126,269.33	0.00	4,896.36	131,165.69
0000348818	PROTECTIVE SPEC POLICE CADET	44,366.40	44,366.40	0.00	48,759.86	17,818.19	511.92	67,089.97
0000333772	*BUS OPERATOR	56,888.00	58,614.40	1,726.40	59,261.33	17,215.04	3,874.62	80,350.99
0000348769	ENVIR HEALTH & SAFETY SPEC III	91,591.50	98,500.22	6,908.72	92,335.99	187.88	3,287.90	95,811.77
0000343269	*RAIL OPERATOR	56,888.00	58,614.40	1,726.40	54,473.94	7,433.56	1,850.00	63,757.50
0000318109	TRANSIT POLICE LIEUTENANT	86,465.60	108,201.60	21,736.00	96,282.61	46,164.31	5,216.40	147,663.32
0000303152	*SERVICEPERSON I	44,740.80	46,072.00	1,331.20	54,144.74	18,206.09	0.00	72,350.83
0000339296	*BUS OPERATOR	56,888.00	58,614.40	1,726.40	62,322.00	28,153.70	0.00	90,475.70
0000330397	*JOURNEYMAN ELEC POWER ELECT	62,004.80	63,876.80	1,872.00	66,041.78	7,382.19	400.00	73,823.97
0000348071	*BUS OPERATOR	45,406.40	50,731.20	5,324.80	47,966.07	11,669.75	3,704.18	63,340.00
0000357643	*BUS OPERATOR	42,848.00	42,848.00	0.00	19,253.61	2,592.24	0.00	21,845.85
0000329162	*BUS OPERATOR	56,888.00	58,614.40	1,726.40	61,953.19	30,032.15	2,479.84	94,465.18
0000302327	*RAIL OPERATOR	57,928.00	59,654.40	1,726.40	65,069.53	58,822.83	688.32	124,580.68
0000353275	*BUS OPERATOR	41,600.00	46,779.20	5,179.20	43,212.92	5,036.83	179.92	48,429.67
0000337076	*BUS OPERATOR	56,888.00	58,614.40	1,726.40	63,197.47	23,871.70	0.00	87,069.17
0000318050	FARE COLLECTION PROCESSOR	36,757.50	36,757.50	0.00	31,783.57	1,145.14	565.50	33,494.21
0000351825	ENVIR HEALTH & SAFETY SPEC III	83,391.10	93,699.32	10,308.22	88,493.08	0.00	0.00	88,493.08
0000346882	ASST SUPV FIELD DATA COLL	59,348.90	59,348.90	0.00	58,906.92	0.00	60.88	58,967.80
0000345381	*JOURNEYMAN LIGHT RAIL TECH (DATE LAST EMPLOYED 23-Nov-2024)	60,216.00	62,025.60	1,809.60	31,503.76	3,308.04	0.00	34,811.80
0000349000	*BUS OPERATOR	41,600.00	46,779.20	5,179.20	51,929.10	21,167.24	0.00	73,096.34
0000336232	PROJECT ENGINEER	75,160.54	75,160.54	0.00	75,119.14	0.00	3,468.96	78,588.10
0000355088	TRANSIT POLICE OFFICER	53,040.00	61,006.40	7,966.40	56,450.40	6,506.37	0.00	62,956.77
0000303550	*JOURNEYMAN AA BUS TECHNICIAN (DATE LAST EMPLOYED 01-Mar-2025)	63,044.80	64,916.80	1,872.00	45,473.68	2,160.94	400.00	48,034.62
0000322681	BUS MECH ELEC ENGINEER	98,426.90	105,929.98	7,503.08	100,673.53	0.00	12,575.85	113,249.38

METROPOLITAN ATLANTA RAPID TRANSIT AUTHORITY (MARTA)

AS OF : 30-JUN-

MARTOC REPORT

DATE PRINTED : 24-JUL-2025

EE NUMBER	TITLE	FY 24 BASE SALARY	FY 25 BASE SALARY	DIFFERENCE +/-	REGULAR EARNINGS	OVERTIME EARNINGS	OTHER EARNINGS	TOTAL EARNINGS
0000331997	*BUS OPERATOR	56,888.00	58,614.40	1,726.40	61,443.43	15,809.57	2,254.40	79,507.40
0000334040	*BUS OPERATOR	56,888.00	58,614.40	1,726.40	48,362.89	3,490.81	2,707.12	54,560.82
0000353416	(DATE LAST EMPLOYED 01-May-2025) OFFICE ADMINISTRATOR II	71,425.90	71,425.90	0.00	71,389.32	0.00	0.00	71,389.32
0000322574	MGR OPERATIONS TECHNOLOGY	109,555.16	109,555.16	0.00	109,468.77	0.00	11,236.44	120,705.21
0000333371	FOREMAN TRACK & STRCT	62,004.80	70,865.60	8,860.80	66,068.58	16,026.65	2,140.70	84,235.93
0000349857	SUPV STATION CARE	64,792.00	64,792.00	0.00	76,551.65	22,658.38	996.80	100,206.83
0000351087	*RAIL STATION CLEANER	42,016.00	40,601.60	-1,414.40	42,595.03	19,892.19	669.60	63,156.82
0000317547	WEB DEVELOPER III	99,610.42	99,610.42	0.00	99,537.12	0.00	12,043.18	111,580.30
0000318490	MGR PARKING FACILITIES ADMIN	71,314.62	90,467.52	19,152.90	67,369.80	0.00	5,760.09	73,129.89
0000307042	*JOURNEYMAN RAIL CAR MECHANIC	62,004.80	63,876.80	1,872.00	66,730.39	7,407.74	400.00	74,538.13
0000316267	*BUS OPERATOR	57,928.00	59,654.40	1,726.40	49,519.06	13,525.84	7,615.90	70,660.80
0000346558	*SERVICEPERSON I	43,700.80	45,032.00	1,331.20	42,807.46	519.61	0.00	43,327.07
0000338896	*BUS OPERATOR	56,888.00	58,614.40	1,726.40	57,087.44	6,574.31	4,051.28	67,713.03
0000350592	*BUS OPERATOR	45,406.40	50,731.20	5,324.80	48,475.24	2,822.70	0.00	51,297.94
0000303451	SUPV BUS & RAIL STORES	82,555.20	82,555.20	0.00	86,287.54	5,397.84	1,558.23	93,243.61
0000355919	*BUS OPERATOR	41,600.00	42,848.00	1,248.00	45,857.82	7,440.90	0.00	53,298.72
0000355800	CONTRACT EMP ADMIN SUPPORT	0.00	0.00	0.00	34,049.75	12,954.42	0.00	47,004.17
0000334417	*BUS OPERATOR	56,888.00	58,614.40	1,726.40	56,543.96	5,211.11	4,727.60	66,482.67
0000326712	*BUS OPERATOR	56,888.00	58,614.40	1,726.40	48,182.21	9,796.50	225.44	58,204.15
0000315092	*BUS OPERATOR	57,928.00	59,654.40	1,726.40	58,832.19	14,921.52	458.88	74,212.59
0000329346	*JOURNEYMAN BUS TECHNICIAN	61,131.20	62,982.40	1,851.20	66,183.61	4,011.02	400.00	70,594.63
0000321620	*RAIL OPERATOR	56,888.00	59,134.40	2,246.40	63,141.02	50,050.23	227.44	113,418.69
0000347021	*BUS OPERATOR	49,233.60	54,683.20	5,449.60	57,767.31	36,158.54	0.00	93,925.85
0000343129	*JOURNEYMAN TRACK MAINTAINER	62,004.80	63,876.80	1,872.00	64,169.38	14,830.38	3,378.10	82,377.86
0000349639	*BUS OPERATOR	45,406.40	50,731.20	5,324.80	52,337.07	25,999.75	0.00	78,336.82
0000353783	*BUS OPERATOR	41,600.00	46,779.20	5,179.20	47,718.31	11,851.16	0.00	59,569.47
0000354411	*BUS OPERATOR	41,600.00	46,779.20	5,179.20	43,308.07	10,579.55	1,408.69	55,296.31
0000353286	*BUS OPERATOR	41,600.00	46,779.20	5,179.20	18,283.90	6,233.40	979.01	25,496.31
0000307138	FOREMAN COMMUNICATION	72,945.60	72,945.60	0.00	78,181.19	25,703.17	0.00	103,884.36
0000326265	*JOURNEYMAN RAIL CAR MECHANIC	62,004.80	63,876.80	1,872.00	66,509.33	4,445.28	400.00	71,354.61
0000342952	*SERVICEPERSON IV	43,700.80	47,840.00	4,139.20	47,424.06	2,055.67	0.00	49,479.73
0000347850	*BUS OPERATOR	45,406.40	50,731.20	5,324.80	49,644.63	9,725.15	1,809.12	61,178.90
0000344258	*HOSTLER JUNIOR APPRENTICE	42,265.60	47,840.00	5,574.40	45,048.19	32,226.73	0.00	77,274.92
0000351052	*BUS OPERATOR	41,600.00	46,779.20	5,179.20	22,552.40	6,731.55	0.00	29,283.95
0000342975	(DATE LAST EMPLOYED 13-Dec-2024) *BUS OPERATOR	56,888.00	58,614.40	1,726.40	59,266.57	10,733.56	4,057.92	74,058.05

METROPOLITAN ATLANTA RAPID TRANSIT AUTHORITY (MARTA)

AS OF : 30-JUN-

MARTOC REPORT

DATE PRINTED : 24-JUL-2025

EE NUMBER	TITLE	FY 24 BASE SALARY	FY 25 BASE SALARY	DIFFERENCE +/-	REGULAR EARNINGS	OVERTIME EARNINGS	OTHER EARNINGS	TOTAL EARNINGS
0000352560	MGR PURCHASING (DATE LAST EMPLOYED 01-Jul-2025)	108,219.80	108,219.80	0.00	107,859.98	0.00	0.00	107,859.98
0000323622	*BUS OPERATOR	56,888.00	59,134.40	2,246.40	61,844.89	10,549.16	838.69	73,232.74
0000354401	*JOURNEYMAN BUS TECHNICIAN	54,412.80	59,217.60	4,804.80	60,913.88	5,523.26	400.00	66,837.14
0000334067	TRANSIT POLICE OFFICER SPECIAL	78,478.40	90,251.20	11,772.80	92,270.51	90,584.37	6,885.73	189,740.61
0000335208	*JOURNEYMAN ET-RADIO MAINT	62,004.80	63,876.80	1,872.00	66,272.11	24,183.89	400.00	90,856.00
0000350488	*JOURNEYMAN BUS TECHNICIAN	54,412.80	59,779.20	5,366.40	55,528.12	19,179.64	400.00	75,107.76
0000328223	SR PROJECT MANAGER (DATE LAST EMPLOYED 25-Oct-2024)	144,127.36	144,127.36	0.00	33,128.92	0.00	33,196.02	66,324.94
0000344209	*JOURNEYMAN AA BUS TECHNICIAN (DATE LAST EMPLOYED 16-Jan-2025)	62,004.80	63,876.80	1,872.00	34,175.49	36,806.24	400.00	71,381.73
0000305519	APARC SYS ADMINISTRATOR	71,314.62	76,086.40	4,771.78	69,659.04	0.00	10,955.39	80,614.43
0000341335	SUPV RAIL LINE	56,888.00	64,480.00	7,592.00	64,075.33	13,097.00	4,377.82	81,550.15
0000325272	TRANSIT POLICE LIEUTENANT	105,289.60	121,097.60	15,808.00	107,832.57	17,127.82	18,816.28	143,776.67
0000332612	*BUS OPERATOR	56,888.00	58,614.40	1,726.40	68,576.62	8,761.48	0.00	77,338.10
0000352901	*BUS OPERATOR (DATE LAST EMPLOYED 12-Feb-2025)	41,600.00	46,779.20	5,179.20	25,105.56	5,458.39	0.00	30,563.95
0000351029	*BUS OPERATOR	45,406.40	50,731.20	5,324.80	45,861.70	4,851.28	2,611.95	53,324.93
0000344325	*JOURNEYMAN OVERHAULER	62,004.80	63,876.80	1,872.00	58,676.20	6,357.01	400.00	65,433.21
0000350367	CJIT-CALL TAKER	52,832.00	52,832.00	0.00	58,395.28	7,454.90	446.54	66,296.72
0000345615	*BUS OPERATOR	53,081.60	58,614.40	5,532.80	58,057.48	14,481.83	1,947.20	74,486.51
0000349297	*BUS OPERATOR	45,406.40	50,731.20	5,324.80	49,268.34	7,584.84	2,536.56	59,389.74
0000332894	*BUS OPERATOR	56,888.00	58,614.40	1,726.40	60,105.79	21,104.99	6,524.48	87,735.26
0000341090	TRANSIT POLICE OFFICER SPECIAL	69,763.20	83,428.80	13,665.60	82,070.27	21,149.44	0.00	103,219.71
0000304268	*BUS OPERATOR	57,928.00	59,654.40	1,726.40	69,985.13	26,604.57	0.00	96,589.70
0000316339	*JOURNEYMAN ELEC POWER ELECT	62,004.80	64,396.80	2,392.00	66,671.70	39,730.05	1,621.20	108,022.95
0000334064	TRANSIT POLICE OFFICER	75,441.60	86,777.60	11,336.00	78,418.98	32,048.55	9,074.00	119,541.53
0000343426	SUPV BUS TRANSPORTATION	69,243.20	69,243.20	0.00	73,964.39	37,259.88	499.52	111,723.79
0000357299	*BUS OPERATOR (DATE LAST EMPLOYED 13-May-2025)	42,848.00	42,848.00	0.00	22,722.08	3,446.31	0.00	26,168.39
0000344995	*JOURNEYMAN AA BUS TECHNICIAN	60,216.00	62,025.60	1,809.60	64,499.81	15,161.87	400.00	80,061.68
0000347628	*BUS OPERATOR	45,406.40	50,731.20	5,324.80	26,754.88	2,302.83	561.48	29,619.19
0000355087	*JOURNEYMAN SUPPORT EQUIPMENT (DATE LAST EMPLOYED 22-Apr-2025)	58,552.00	60,320.00	1,768.00	35,502.29	1,087.51	800.00	37,389.80
0000338903	*BUS OPERATOR	56,888.00	58,614.40	1,726.40	64,225.12	12,383.91	0.00	76,609.03
0000340768	PROTECTIVE SPEC POLICE CADET	47,070.40	47,070.40	0.00	52,564.80	339.45	4,526.00	57,430.25
0000334849	*BUS OPERATOR	56,888.00	58,614.40	1,726.40	63,151.96	32,143.37	0.00	95,295.33
0000355205	*RAIL OPERATOR	41,600.00	42,848.00	1,248.00	42,396.21	16,717.82	0.00	59,114.03
0000352421	*JOURNEYMAN TRACK MAINTAINER	58,552.00	60,777.60	2,225.60	64,058.35	17,653.02	1,168.80	82,880.17
0000357389	TRANSIT POLICE OFFICER	61,006.40	61,006.40	0.00	26,962.30	0.00	2,463.72	29,426.02

METROPOLITAN ATLANTA RAPID TRANSIT AUTHORITY (MARTA)

MARTOC REPORT

AS OF : 30-JUN-

DATE PRINTED : 24-JUL-2025

EE NUMBER	TITLE	FY 24 BASE SALARY	FY 25 BASE SALARY	DIFFERENCE +/-	REGULAR EARNINGS	OVERTIME EARNINGS	OTHER EARNINGS	TOTAL EARNINGS
	(DATE LAST EMPLOYED 02-May-2025)							
0000339386	*BUS OPERATOR	56,888.00	58,614.40	1,726.40	50,397.71	12,254.00	0.00	62,651.71
0000333264	*SERVICEPERSON I	43,700.80	45,032.00	1,331.20	47,626.25	14,642.44	0.00	62,268.69
0000320449	CONTRACT EMP ADMIN SUPPORT	0.00	0.00	0.00	36,780.03	4,694.63	0.00	41,474.66
0000357010	*BUS OPERATOR	42,848.00	42,848.00	0.00	34,274.49	11,514.33	0.00	45,788.82
0000356171	*BUS OPERATOR	42,848.00	42,848.00	0.00	42,187.02	15,946.98	0.00	58,134.00
0000332093	*BUS OPERATOR	56,888.00	58,614.40	1,726.40	61,782.85	9,418.74	0.00	71,201.59
0000317606	*BUS OPERATOR	56,888.00	59,654.40	2,766.40	60,930.26	20,554.79	5,336.75	86,821.80
0000337806	OFFICE ADMINISTRATOR II	52,201.50	69,990.70	17,789.20	73,783.12	567.93	0.00	74,351.05
0000348081	ENVIR HEALTH & SAFETY SPEC III	99,706.62	99,706.62	0.00	99,633.06	0.00	0.00	99,633.06
0000338214	*BUS OPERATOR	56,888.00	58,614.40	1,726.40	62,410.01	23,257.60	0.00	85,667.61
0000348606	SR PROJECT MANAGER	119,025.14	142,312.82	23,287.68	135,944.80	0.00	5,108.67	141,053.47
0000304134	CONTRACT EMP PT POLICE OFFICER	0.00	0.00	0.00	53,366.30	503.85	0.00	53,870.15
0000335299	*RAIL OPERATOR	56,888.00	58,614.40	1,726.40	57,058.28	15,987.23	218.80	73,264.31
0000340101	*BUS OPERATOR	56,888.00	58,614.40	1,726.40	56,227.13	17,041.97	4,843.36	78,112.46
0000353421	*BUS OPERATOR	41,600.00	46,779.20	5,179.20	50,229.25	29,180.29	0.00	79,409.54
0000349283	*BUS OPERATOR	45,406.40	50,731.20	5,324.80	50,092.78	7,123.86	0.00	57,216.64
0000305230	MGR HR PERFORMANCE ANALYTICS	129,114.96	129,114.96	0.00	118,991.94	0.00	19,284.55	138,276.49
0000349777	TRANSIT POLICE OFFICER SPECIAL	57,324.80	68,598.40	11,273.60	70,769.53	8,875.10	2,293.60	81,938.23
0000305810	*BUS OPERATOR	45,406.40	46,779.20	1,372.80	32,157.72	4,677.83	0.00	36,835.55
0000354442	(DATE LAST EMPLOYED 01-Jan-2025) *BUS OPERATOR	41,600.00	46,779.20	5,179.20	44,768.12	9,668.37	0.00	54,436.49
0000349111	*BUS OPERATOR	45,406.40	50,731.20	5,324.80	51,462.69	15,148.87	195.12	66,806.68
0000329427	*JOURNEYMAN RAIL CAR MECHANIC	62,004.80	63,876.80	1,872.00	67,564.94	11,771.09	400.00	79,736.03
0000355920	*BUS OPERATOR	41,600.00	42,848.00	1,248.00	44,967.60	9,506.17	0.00	54,473.77
0000347405	*BUS OPERATOR	49,233.60	54,683.20	5,449.60	20,643.09	4,560.77	0.00	25,203.86
0000318107	TRANSIT POLICE LIEUTENANT	86,465.60	104,000.00	17,534.40	101,453.47	61,582.43	6,318.64	169,354.54
0000332651	*BUS OPERATOR	56,888.00	58,614.40	1,726.40	44,466.38	241.79	5,854.80	50,562.97
0000345628	*JOURNEYMAN BUS TECHNICIAN	58,988.80	62,982.40	3,993.60	65,661.43	23,152.72	400.00	89,214.15
0000305301	CONTRACT INSTRUCTOR	0.00	0.00	0.00	38,146.56	650.40	0.00	38,796.96
0000354694	(DATE LAST EMPLOYED 07-Mar-2025) *JOURNEYMAN SUPPORT EQUIPMENT	58,552.00	60,320.00	1,768.00	61,827.69	8,646.53	800.00	71,274.22
0000339167	*BUS OPERATOR	45,406.40	50,731.20	5,324.80	52,838.17	17,509.82	195.12	70,543.11
0000331102	*JOURNEYMAN ET-HVAC	62,004.80	63,876.80	1,872.00	67,010.60	4,502.89	400.00	71,913.49
0000355702	*BUS OPERATOR	41,600.00	42,848.00	1,248.00	45,265.84	11,539.74	0.00	56,805.58
0000348928	*BUS OPERATOR	45,406.40	50,731.20	5,324.80	44,201.81	7,225.19	2,259.49	53,686.49
0000335536	*JOURNEYMAN ET-HVAC	62,004.80	63,876.80	1,872.00	64,258.72	4,710.18	400.00	69,368.90

METROPOLITAN ATLANTA RAPID TRANSIT AUTHORITY (MARTA)

AS OF : 30-JUN-

MARTOC REPORT

DATE PRINTED : 24-JUL-2025

EE NUMBER	TITLE	FY 24 BASE SALARY	FY 25 BASE SALARY	DIFFERENCE +/-	REGULAR EARNINGS	OVERTIME EARNINGS	OTHER EARNINGS	TOTAL EARNINGS
0000323599	SECURITY TECHNICIAN	66,040.00	66,040.00	0.00	70,239.60	0.00	4,974.28	75,213.88
0000332190	*RAIL OPERATOR	56,888.00	58,614.40	1,726.40	65,127.28	29,255.24	0.00	94,382.52
0000325326	*JOURNEYMAN ET-RADIO MAINT (DATE LAST EMPLOYED 05-Jun-2025)	62,004.80	64,396.80	2,392.00	62,617.79	34,956.25	400.00	97,974.04
0000351519	REDUCED FARE REPRESENTATIVE	39,000.00	39,000.00	0.00	38,695.20	22.50	0.00	38,717.70
0000351790	*RAIL OPERATOR	41,600.00	46,779.20	5,179.20	50,015.32	30,948.48	0.00	80,963.80
0000316208	RAIL SERVICES CONTROLLER (DATE LAST EMPLOYED 01-Feb-2025)	100,963.20	100,963.20	0.00	62,977.47	1,962.58	15,370.68	80,310.73
0000329227	TRANSIT POLICE SERGEANT (DATE LAST EMPLOYED 07-Oct-2024)	86,465.60	86,465.60	0.00	24,699.78	11,963.14	11,445.47	48,108.39
0000332756	RAIL SERVICES CONTROLLER	81,078.40	81,078.40	0.00	81,555.03	16,094.18	6,080.88	103,730.09
0000354120	*BUS OPERATOR	41,600.00	46,779.20	5,179.20	50,016.88	8,556.26	0.00	58,573.14
0000357668	TRANSIT POLICE OFFICER	61,006.40	61,006.40	0.00	26,674.00	6,862.25	0.00	33,536.25
0000350607	*JOURNEYMAN BODY REPAIR	54,412.80	60,777.60	6,364.80	60,672.22	8,960.37	400.00	70,032.59
0000320483	SUPV BUS & RAIL STORES	72,987.20	72,987.20	0.00	77,187.33	2,526.48	6,246.02	85,959.83
0000355922	*BUS OPERATOR (DATE LAST EMPLOYED 28-Feb-2025)	41,600.00	42,848.00	1,248.00	19,878.05	2,257.28	0.00	22,135.33
0000349113	*RAIL OPERATOR	45,406.40	46,779.20	1,372.80	24,122.25	10,885.42	0.00	35,007.67
0000348236	TRANSIT POLICE OFFICER (DATE LAST EMPLOYED 29-Jan-2025)	57,324.80	65,936.00	8,611.20	38,200.92	14,620.97	1,838.60	54,660.49
0000338977	*BUS OPERATOR	56,888.00	58,614.40	1,726.40	54,490.76	19,568.16	0.00	74,058.92
0000338641	*RAIL STATION CLEANER	39,416.00	40,601.60	1,185.60	44,672.01	29,552.60	0.00	74,224.61
0000356039	CERTIFICATION ANALYST (DATE LAST EMPLOYED 18-Feb-2025)	76,000.60	76,000.60	0.00	52,672.16	0.00	1,072.20	53,744.36
0000348528	SR EXECUTIVE ADMINISTRATOR (DATE LAST EMPLOYED 18-Oct-2024)	69,976.92	69,976.92	0.00	22,266.01	0.00	4,496.25	26,762.26
0000353580	OFFICE ADMINISTRATOR II	72,450.30	72,450.30	0.00	72,412.15	0.00	0.00	72,412.15
0000317860	*BUS OPERATOR	56,888.00	59,654.40	2,766.40	67,253.23	28,266.59	0.00	95,519.82
0000352569	AGM INFORMATION SECURITY/CISO	212,175.34	212,175.34	0.00	203,740.63	0.00	0.00	203,740.63
0000352134	*BUS OPERATOR (DATE LAST EMPLOYED 30-Oct-2024)	41,600.00	46,779.20	5,179.20	19,081.81	2,948.54	0.00	22,030.35
0000354324	SR COST ANALYST	107,760.64	107,760.64	0.00	105,604.46	0.00	6,618.20	112,222.66
0000346308	*CUSTOMER INFORMATION OPERATOR	43,555.20	44,865.60	1,310.40	43,411.54	5,068.45	1,838.87	50,318.86
0000336341	*RAIL OPERATOR	56,888.00	58,614.40	1,726.40	63,366.79	32,460.65	1,127.20	96,954.64
0000354693	*JOURNEYMAN TRACK MAINTAINER	54,412.80	60,777.60	6,364.80	64,761.06	11,346.41	0.00	76,107.47
0000327578	IT QUALITY ASSURANCE ENGINEER	116,989.86	116,989.86	0.00	116,893.79	0.00	0.00	116,893.79
0000347154	FIELD INSPECTOR II	63,355.50	63,355.50	0.00	65,019.77	9,662.28	0.00	74,682.05
0000305807	*JOURNEYMAN ET-RAIL CAR MAINT	63,044.80	64,916.80	1,872.00	67,458.94	54,924.42	400.00	122,783.36
0000337160	*MATERIAL CONTROLLER	51,542.40	54,246.40	2,704.00	52,425.36	341.48	0.00	52,766.84
0000335996	*BUS OPERATOR	56,888.00	58,614.40	1,726.40	50,204.41	3,302.23	3,764.70	57,271.34
0000322666	*BUS OPERATOR	56,888.00	59,134.40	2,246.40	45,494.19	8,289.22	2,956.72	56,740.13
0000324687	SUPT WORKFORCE MANAGEMENT	80,688.66	80,688.66	0.00	80,639.81	0.00	9,310.23	89,950.04

METROPOLITAN ATLANTA RAPID TRANSIT AUTHORITY (MARTA)

AS OF : 30-JUN-

MARTOC REPORT

DATE PRINTED : 24-JUL-2025

EE NUMBER	TITLE	FY 24 BASE SALARY	FY 25 BASE SALARY	DIFFERENCE +/-	REGULAR EARNINGS	OVERTIME EARNINGS	OTHER EARNINGS	TOTAL EARNINGS
0000348920	CONTRACT SPECIALIST III	85,284.42	85,284.42	0.00	85,229.65	0.00	3,280.18	88,509.83
0000337780	*JOURNEYMAN TRACK MAINTAINER	62,004.80	63,876.80	1,872.00	67,083.70	11,205.40	0.00	78,289.10
0000357211	PROTECTIVE SPEC POLICE CADET	43,056.00	43,056.00	0.00	32,102.00	1,707.75	0.00	33,809.75
0000302566	*JOURNEYMAN AUTOMOTIVE TECH	63,044.80	64,916.80	1,872.00	67,523.30	11,436.06	400.00	79,359.36
0000332689	*BUS OPERATOR	56,888.00	58,614.40	1,726.40	53,632.55	9,150.84	3,374.96	66,158.35
0000321373	*BUS OPERATOR	56,888.00	59,134.40	2,246.40	64,048.42	21,269.65	0.00	85,318.07
0000344875	*JOURNEYMAN TRACK MAINTAINER	60,216.00	63,876.80	3,660.80	67,277.72	27,797.87	0.00	95,075.59
0000356747	CONTRACT SPECIALIST II	74,414.34	74,414.34	0.00	65,884.20	0.00	0.00	65,884.20
0000357399	*BUS OPERATOR	42,848.00	42,848.00	0.00	25,180.19	2,962.43	0.00	28,142.62
0000341190	*BUS OPERATOR	56,888.00	58,614.40	1,726.40	57,268.49	30,096.27	901.76	88,266.52
0000357472	*BUS OPERATOR	42,848.00	42,848.00	0.00	22,424.06	2,208.45	0.00	24,632.51
0000334187	MOBILITY CUSTOMER CARE REP	47,697.00	47,697.00	0.00	47,806.16	651.30	0.00	48,457.46
0000316340	SUPV FARE COLLECTION OPERATION	67,489.50	67,489.50	0.00	68,208.70	1,268.48	0.00	69,477.18
0000304636	SUPT CONTROL CENTER	114,922.08	114,922.08	0.00	113,060.67	0.00	13,702.29	126,762.96
0000339459	*JOURNEYMAN RAIL CAR MECHANIC	62,004.80	63,876.80	1,872.00	66,257.86	14,674.58	400.00	81,332.44
0000347820	*RAIL STATION CLEANER	39,416.00	40,601.60	1,185.60	43,508.58	26,217.24	0.00	69,725.82
0000303192	*BUS OPERATOR	57,928.00	59,654.40	1,726.40	54,693.72	344.17	6,174.96	61,212.85
0000348085	*BUS OPERATOR	45,406.40	50,731.20	5,324.80	30,508.73	4,179.50	3,039.76	37,727.99
0000340596	*BUS OPERATOR	56,888.00	58,614.40	1,726.40	34,599.21	4,453.11	450.88	39,503.20
0000315012	*JOURNEYMAN ELEC POWER ELECT	63,044.80	64,916.80	1,872.00	64,287.17	32,775.10	3,866.72	100,928.99
0000353413	*BUS OPERATOR	41,600.00	46,779.20	5,179.20	48,179.74	15,252.46	0.00	63,432.20
0000351083	*RAIL STATION CLEANER	35,776.00	40,601.60	4,825.60	34,966.37	10,598.13	0.00	45,564.50
0000335656	(DATE LAST EMPLOYED 03-Apr-2025) *JOURNEYMAN TRACK MAINTAINER	62,004.80	63,876.80	1,872.00	56,968.34	3,843.11	2,736.90	63,548.35
0000356174	*BUS OPERATOR	41,600.00	42,848.00	1,248.00	41,182.17	5,087.18	0.00	46,269.35
0000343561	*RAIL OPERATOR	56,888.00	58,614.40	1,726.40	65,524.54	25,336.26	0.00	90,860.80
0000353410	*BUS OPERATOR	41,600.00	46,779.20	5,179.20	50,329.52	13,596.75	0.00	63,926.27
0000322492	*RAIL STATION CLEANER	39,416.00	41,121.60	1,705.60	42,585.00	3,136.05	0.00	45,721.05
0000304657	*BUS OPERATOR	57,928.00	59,654.40	1,726.40	36,433.79	7,311.35	0.00	43,745.14
0000355235	TRANSIT POLICE OFFICER	53,040.00	63,419.20	10,379.20	64,845.45	20,391.24	2,439.20	87,675.89
0000334788	DISPATCHER-RAIL TRANSPORTATION	66,622.40	66,622.40	0.00	70,352.40	16,446.02	1,329.74	88,128.16
0000306036	SAFETY OPERATIONAL OFFICER	94,750.50	94,750.50	0.00	98,890.97	6,052.30	8,746.20	113,689.47
0000314214	*JOURNEYMAN ELEC POWER ELECT	62,004.80	63,876.80	1,872.00	69,285.52	37,401.91	645.68	107,333.11
0000302962	*JOURNEYMAN BUS TECHNICIAN	62,171.20	64,022.40	1,851.20	66,951.26	12,591.88	400.00	79,943.14
0000304113	*MATERIAL CONTROLLER LEAD	59,612.80	61,380.80	1,768.00	62,520.02	2,157.94	236.08	64,914.04
0000346715	*JOURNEYMAN ET-TRAIN CONTROL	60,216.00	62,025.60	1,809.60	31,815.89	3,966.07	400.00	36,181.96

METROPOLITAN ATLANTA RAPID TRANSIT AUTHORITY (MARTA)

MARTOC REPORT

AS OF : 30-JUN-

DATE PRINTED : 24-JUL-2025

EE NUMBER	TITLE	FY 24 BASE SALARY	FY 25 BASE SALARY	DIFFERENCE +/-	REGULAR EARNINGS	OVERTIME EARNINGS	OTHER EARNINGS	TOTAL EARNINGS
0000347590	(DATE LAST EMPLOYED 14-Nov-2024) INVESTMENT ASSOCIATE	72,339.80	72,339.80	0.00	72,301.72	0.00	8,532.40	80,834.12
0000333340	*JOURNEYMAN TRACK WALKER	62,004.80	63,876.80	1,872.00	69,079.77	18,283.90	0.00	87,363.67
0000327715	MOBILITY CUSTOMER CARE REP	48,750.00	48,750.00	0.00	44,347.25	993.77	0.00	45,341.02
0000320035	*JOURNEYMAN ET-RAIL CAR MAINT (DATE LAST EMPLOYED 01-Apr-2025)	62,004.80	64,396.80	2,392.00	46,801.08	4,052.22	4,115.20	54,968.50
0000357671	*BUS OPERATOR	42,848.00	42,848.00	0.00	19,020.14	2,766.23	0.00	21,786.37
0000355106	*BUS OPERATOR	41,600.00	46,779.20	5,179.20	44,417.54	9,925.85	164.80	54,508.19
0000345956	*BUS OPERATOR	53,081.60	58,614.40	5,532.80	30,617.89	5,716.96	835.12	37,169.97
0000353781	*RAIL OPERATOR	41,600.00	46,779.20	5,179.20	46,968.75	18,401.06	0.00	65,369.81
0000353794	*LIGHT RAIL OPERATOR	41,600.00	46,779.20	5,179.20	42,328.81	5,805.08	1,519.68	49,653.57
0000342555	PROJECT MANAGER II	116,382.24	116,382.24	0.00	116,287.39	0.00	0.00	116,287.39
0000355204	*BUS OPERATOR (DATE LAST EMPLOYED 22-Nov-2024)	41,600.00	42,848.00	1,248.00	18,180.72	3,576.94	0.00	21,757.66
0000343833	*BUS OPERATOR	45,406.40	50,731.20	5,324.80	43,430.40	11,075.83	965.37	55,471.60
0000339516	CLAIMS ADJUSTER III	81,649.88	81,649.88	0.00	81,599.82	0.00	3,520.59	85,120.41
0000349653	IT BUSINESS ANALYST III	93,785.90	93,785.90	0.00	93,600.60	0.00	0.00	93,600.60
0000302161	GEN SUPT RAIL LINE	88,964.46	103,782.90	14,818.44	95,550.29	0.00	11,526.47	107,076.76
0000349652	IT PROJECT MANAGER	93,326.74	93,326.74	0.00	93,261.60	0.00	3,589.50	96,851.10
0000339046	*BUS OPERATOR	56,888.00	58,614.40	1,726.40	41,785.04	3,000.54	0.00	44,785.58
0000328142	PROTECTIVE SPEC POLICE CADET	47,070.40	47,070.40	0.00	47,064.80	2,342.21	3,666.06	53,073.07
0000302013	*JOURNEYMAN ET-TRAIN CONTROL	63,044.80	64,916.80	1,872.00	69,610.32	26,499.84	400.00	96,510.16
0000304401	*JOURNEYMAN ET-RADIO MAINT	63,044.80	64,916.80	1,872.00	74,327.84	77,415.74	400.00	152,143.58
0000335150	*BUS OPERATOR	56,888.00	58,614.40	1,726.40	64,928.96	45,782.99	0.00	110,711.95
0000343061	*BUS OPERATOR	56,888.00	58,614.40	1,726.40	59,835.02	6,552.36	2,028.96	68,416.34
0000341986	CUSTOMER CARE REP	52,806.00	52,806.00	0.00	44,839.99	324.96	3,085.15	48,250.10
0000332338	*BUS OPERATOR	56,888.00	58,614.40	1,726.40	54,826.66	7,865.92	5,658.27	68,350.85
0000355226	*BUS OPERATOR	45,406.40	46,779.20	1,372.80	42,609.34	7,439.59	0.00	50,048.93
0000306638	*BUS OPERATOR	57,928.00	59,654.40	1,726.40	68,912.32	49,670.73	320.65	118,903.70
0000343791	PROTECTIVE SPEC POLICE CADET	47,070.40	47,070.40	0.00	53,358.99	10,381.06	5,691.45	69,431.50
0000336161	*JOURNEYMAN ET-TELEPHONE MAINT	62,004.80	63,876.80	1,872.00	65,625.25	955.89	400.00	66,981.14
0000356855	APARC COMM CTR OPR	48,006.40	48,006.40	0.00	37,076.32	8.66	0.00	37,084.98
0000353903	*BUS OPERATOR	41,600.00	46,779.20	5,179.20	48,518.22	31,956.12	0.00	80,474.34
0000353581	*SERVICEPERSON I	42,016.00	45,032.00	3,016.00	46,882.28	13,601.48	0.00	60,483.76
0000316658	*RAIL OPERATOR	57,928.00	59,654.40	1,726.40	63,693.53	30,079.49	0.00	93,773.02
0000352210	DIR RAIL SERVICES	150,075.38	150,075.38	0.00	149,936.31	0.00	0.00	149,936.31
0000354932	*RAIL OPERATOR	41,600.00	46,779.20	5,179.20	46,121.97	9,611.64	0.00	55,733.61

METROPOLITAN ATLANTA RAPID TRANSIT AUTHORITY (MARTA)

AS OF : 30-JUN-

MARTOC REPORT

DATE PRINTED : 24-JUL-2025

EE NUMBER	TITLE	FY 24 BASE SALARY	FY 25 BASE SALARY	DIFFERENCE +/-	REGULAR EARNINGS	OVERTIME EARNINGS	OTHER EARNINGS	TOTAL EARNINGS
0000336917	(DATE LAST EMPLOYED 25-Jun-2025) CONTRACT EMP PT POLICE OFFICER	0.00	0.00	0.00	33,598.47	9,850.31	0.00	43,448.78
0000345585	*JOURNEYMAN ELEC POWER ELECT	62,004.80	63,876.80	1,872.00	66,922.61	45,864.24	400.00	113,186.85
0000335537	*JOURNEYMAN ELEC POWER ELECT	62,004.80	63,876.80	1,872.00	69,421.45	61,661.36	400.00	131,482.81
0000346351	*JOURNEYMAN ELEC POWER ELECT	62,004.80	63,876.80	1,872.00	64,157.60	62,240.14	400.00	126,797.74
0000320592	APARC COMM CTR OPR	52,221.00	55,702.40	3,481.40	51,378.58	1,466.22	2,142.40	54,987.20
0000354029	*BUS OPERATOR	41,600.00	46,779.20	5,179.20	48,755.52	12,416.67	179.92	61,352.11
0000331986	*RAIL OPERATOR	56,888.00	58,614.40	1,726.40	63,988.79	8,993.92	0.00	72,982.71
0000316527	ACCOUNTANT II	67,690.74	67,690.74	0.00	67,658.87	0.00	0.00	67,658.87
0000355896	*PT BUS OPERATOR	0.00	0.00	0.00	28,437.15	56.24	0.00	28,493.39
0000343297	CUSTOMER CARE REP	52,806.00	52,806.00	0.00	50,496.35	385.89	0.00	50,882.24
0000317324	MGR BUILDINGS & SUPPORT EQUIP	99,743.02	99,743.02	0.00	97,751.41	0.00	11,483.27	109,234.68
0000339666	*SERVICEPERSON I	43,700.80	45,032.00	1,331.20	47,517.55	5,789.12	0.00	53,306.67
0000320590	*BUS OPERATOR	56,888.00	59,134.40	2,246.40	61,503.27	15,722.47	0.00	77,225.74
0000303095	*SERVICEPERSON I	44,740.80	46,072.00	1,331.20	42,966.90	13,759.72	1,240.40	57,967.02
0000305029	SR MAINTENANCE PLANNER BUS	82,846.40	82,846.40	0.00	89,998.23	23,717.08	0.00	113,715.31
0000353274	*RAIL OPERATOR	41,600.00	42,848.00	1,248.00	15,046.76	8,707.42	0.00	23,754.18
0000357470	(DATE LAST EMPLOYED 04-Oct-2024) *BUS OPERATOR	42,848.00	42,848.00	0.00	19,292.28	1,871.95	0.00	21,164.23
0000342743	*APPRENTICE MECHANIC	49,795.20	55,556.80	5,761.60	51,641.15	8,817.84	0.00	60,458.99
0000322005	INSTRUCTOR CAR MAINT MECH	81,224.00	81,224.00	0.00	82,803.06	26,088.54	8,591.00	117,482.60
0000352582	CJIT-POLICE DISPATCHER	62,441.60	62,441.60	0.00	66,742.40	10,727.49	1,163.28	78,633.17
0000351100	*RAIL STATION CLEANER	42,016.00	40,601.60	-1,414.40	47,669.39	1,471.10	0.00	49,140.49
0000302047	*RAIL OPERATOR	57,928.00	59,654.40	1,726.40	63,750.77	31,940.71	776.66	96,468.14
0000357037	*BUS OPERATOR	42,848.00	42,848.00	0.00	33,679.55	7,427.20	0.00	41,106.75
0000329273	TRANSIT POLICE SERGEANT	86,465.60	99,444.80	12,979.20	105,003.65	43,528.68	0.00	148,532.33
0000350671	*BUS OPERATOR	41,600.00	46,779.20	5,179.20	42,731.68	6,244.08	2,653.16	51,628.92
0000302893	CONTRACT SUPV OPERATIONS	0.00	0.00	0.00	50,908.10	8,244.68	0.00	59,152.78
0000347854	(DATE LAST EMPLOYED 24-Apr-2025) *BUS OPERATOR	49,233.60	54,683.20	5,449.60	52,289.39	8,207.14	2,536.56	63,033.09
0000354931	*BUS OPERATOR	41,600.00	42,848.00	1,248.00	35,151.33	4,830.46	0.00	39,981.79
0000333087	(DATE LAST EMPLOYED 14-Mar-2025) *BUS OPERATOR	56,888.00	58,614.40	1,726.40	58,177.69	11,998.16	4,283.36	74,459.21
0000348590	TRANSIT POLICE OFFICER SPECIAL	62,025.60	77,168.00	15,142.40	67,232.27	21,964.50	3,428.40	92,625.17
0000342890	*BUS OPERATOR	56,888.00	58,614.40	1,726.40	53,065.54	5,769.13	3,600.40	62,435.07
0000356866	*JOURNEYMAN BUS TECHNICIAN	56,056.00	56,056.00	0.00	47,361.17	7,468.61	0.00	54,829.78
0000357295	*BUS OPERATOR	42,848.00	42,848.00	0.00	21,248.01	677.04	0.00	21,925.05
0000304960	RIDESTORE COORDINATOR	39,507.00	57,720.00	18,213.00	50,713.37	4,017.46	3,330.00	58,060.83

METROPOLITAN ATLANTA RAPID TRANSIT AUTHORITY (MARTA)

MARTOC REPORT

AS OF : 30-JUN-

DATE PRINTED : 24-JUL-2025

EE NUMBER	TITLE	FY 24 BASE SALARY	FY 25 BASE SALARY	DIFFERENCE +/-	REGULAR EARNINGS	OVERTIME EARNINGS	OTHER EARNINGS	TOTAL EARNINGS
0000333695	SUPPORT ANALYST II	60,154.38	60,154.38	0.00	60,132.32	0.00	1,233.94	61,366.26
0000330935	SUPT BUS TRANSPORTATION	80,623.92	80,623.92	0.00	79,024.69	0.00	7,669.62	86,694.31
0000319677	MAINTENANCE PLANNER-RAIL (DATE LAST EMPLOYED 03-Jun-2025)	69,409.60	69,409.60	0.00	42,791.97	5,873.12	8,542.72	57,207.81
0000337525	CHF OPERATING OFFICER	314,485.08	314,485.08	0.00	314,132.12	0.00	10,886.03	325,018.15
0000302359	INSTRUCTOR CENTRAL MAINTENANCE	79,747.20	79,747.20	0.00	73,554.40	65,255.81	19,451.04	158,261.25
0000351614	PROCUREMENT ANALYST	72,619.56	72,619.56	0.00	72,302.09	0.00	279.31	72,581.40
0000305182	*JOURNEYMAN RAIL CAR MECHANIC	63,044.80	64,916.80	1,872.00	64,131.54	14,512.66	2,584.70	81,228.90
0000350620	CONTRACT SPECIALIST III	85,284.42	85,284.42	0.00	85,229.71	0.00	1,224.60	86,454.31
0000349670	*STATION AGENT	50,419.20	51,937.60	1,518.40	54,042.42	3,624.41	0.00	57,666.83
0000329886	ELECTRICAL ENGINEER VI	114,756.46	114,756.46	0.00	114,222.25	0.00	10,592.93	124,815.18
0000329835	RAIL SERVICES CONTROLLER	76,315.20	76,315.20	0.00	75,849.27	926.44	880.56	77,656.27
0000344698	TRANSIT POLICE OFFICER SPECIAL	67,100.80	80,246.40	13,145.60	73,374.89	19,167.15	9,312.96	101,855.00
0000345569	DIR CUSTOMER INSIGHTS	134,063.80	134,063.80	0.00	133,945.88	0.00	0.00	133,945.88
0000340737	*JOURNEYMAN ET-RAIL CAR MAINT	62,004.80	63,876.80	1,872.00	67,857.04	36,963.44	400.00	105,220.48
0000355059	SR ASSOCIATE COUNSEL	170,775.28	170,775.28	0.00	170,609.42	0.00	0.00	170,609.42
0000340571	BUDGET ANALYST III	94,142.10	94,142.10	0.00	94,075.72	0.00	6,904.24	100,979.96
0000342822	DIR DATA GOV STRATEGIC PERF (DATE LAST EMPLOYED 18-Feb-2025)	147,119.44	147,119.44	0.00	99,453.40	0.00	13,347.91	112,801.31
0000302831	SUPV RISK MANAGEMENT ADMIN	89,347.70	89,347.70	0.00	73,423.92	0.00	22,680.79	96,104.71
0000357772	SR SOFTWARE DEVELOPER	95,004.00	95,004.00	0.00	36,540.00	0.00	0.00	36,540.00
0000344832	DIVISION DISPATCHER	62,732.80	62,732.80	0.00	66,385.29	7,286.75	3,619.20	77,291.24
0000347798	*JOURNEYMAN BUS TECHNICIAN	58,822.40	60,777.60	1,955.20	63,212.29	5,923.84	400.00	69,536.13
0000353414	SERVICE PLANNER II	66,095.38	66,095.38	0.00	66,065.75	0.00	2,352.66	68,418.41
0000302975	SR COST ANALYST	119,916.16	119,916.16	0.00	117,510.42	0.00	13,375.31	130,885.73
0000354934	*JOURNEYMAN ET-TELEPHONE MAINT	54,412.80	60,777.60	6,364.80	62,695.24	30,855.59	800.00	94,350.83
0000354535	DISPATCHER RADIO COMMUNICATION	61,484.80	63,960.00	2,475.20	66,090.83	14,702.84	0.00	80,793.67
0000352887	*BUS OPERATOR (DATE LAST EMPLOYED 18-Nov-2024)	41,600.00	42,848.00	1,248.00	20,179.96	3,997.81	0.00	24,177.77
0000327670	*JOURNEYMAN ET-TRAIN CONTROL	62,004.80	63,876.80	1,872.00	69,256.65	32,687.58	400.00	102,344.23
0000355829	APARC SYS ADMINISTRATOR	46,702.50	70,012.80	23,310.30	52,880.33	754.46	1,596.50	55,231.29
0000349487	*BUS OPERATOR (DATE LAST EMPLOYED 05-Nov-2024)	45,406.40	46,779.20	1,372.80	17,086.51	4,697.25	0.00	21,783.76
0000335109	MOBILITY CUSTOMER CARE REP	49,725.00	49,725.00	0.00	50,074.29	2,113.41	0.00	52,187.70
0000355921	*BUS OPERATOR	41,600.00	42,848.00	1,248.00	44,160.01	5,800.66	0.00	49,960.67
0000355125	PROJECT MANAGER I	121,612.92	121,612.92	0.00	121,511.22	0.00	0.00	121,511.22
0000357392	*BUS OPERATOR	42,848.00	42,848.00	0.00	23,988.30	3,021.13	0.00	27,009.43
0000355832	*PT BUS OPERATOR	0.00	0.00	0.00	31,758.75	2,324.33	0.00	34,083.08

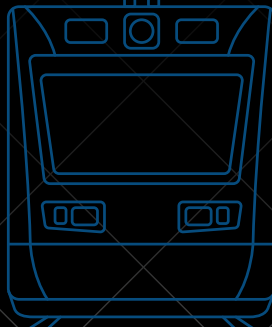
METROPOLITAN ATLANTA RAPID TRANSIT AUTHORITY (MARTA)
MARTOC REPORT

AS OF : 30-JUN-
DATE PRINTED : 24-JUL-2025

[illegible]

APPENDIX

FY 2024 Audited Financial Statement

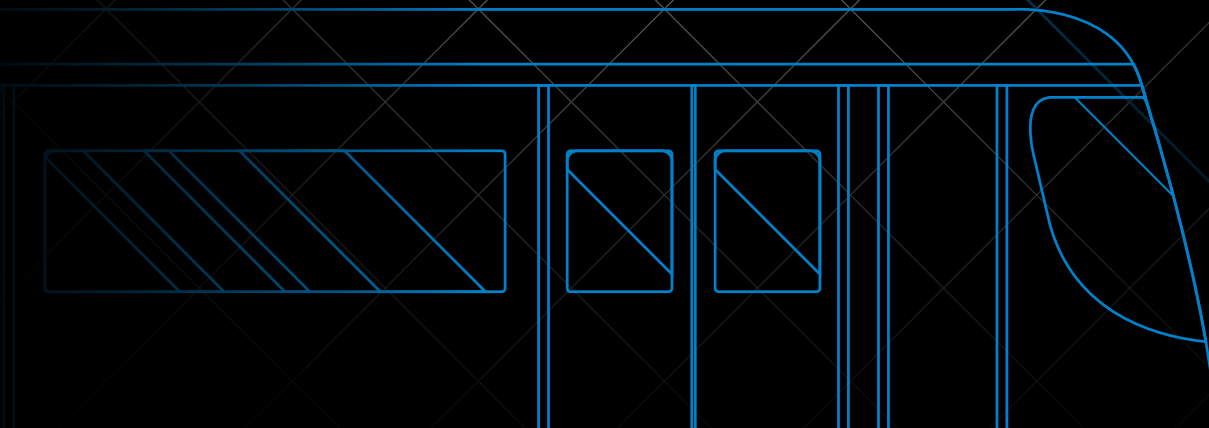


ANNUAL COMPREHENSIVE FINANCIAL REPORT



**METROPOLITAN ATLANTA
RAPID TRANSIT AUTHORITY**

For the year ended June 30, 2024
Atlanta, Georgia





Annual Comprehensive Financial Report

For the Year Ended

June 30, 2024

Atlanta, Georgia

Prepared by the Office of Accounting
Kevin Hurley, Chief Financial Officer

INTENTIONALLY LEFT BLANK

TABLE OF CONTENTS

INTRODUCTORY SECTION-Unaudited

Letter of Transmittal	IX
Certificate of Achievement.....	XIX
Board of Directors.....	XX
GM & Executive Staff	XXI
FY2024 Organizational Chart.....	XXII
Rail Map.....	XXIV

FINANCIAL SECTION

Independent Auditor's Report.....	1
Management's Discussion and Analysis.....	5

Basic Financial Statements

Statement of Net Position.....	14
Statement of Revenues, Expenses and Changes in Net Position	16
Statement of Cash Flows.....	17
Statement of Fiduciary Net Position	19
Statement of Changes in Fiduciary Net Position Fiduciary Funds	20
Notes to the Financial Statements.....	21

Required Supplementary Information

Schedule of Changes in the Net Pension Liability and Related Ratios	76
Schedule of Employer Contributions - Pension.....	84
Schedule of Changes in Net OPEB Liability and Related Ratios.....	86
Schedule of Employer Contributions - OPEB.....	87

Other Supplementary Information

Combining Statement of Fiduciary Net Position.....	88
Combining Statement of Changes in Fiduciary Net Position	89

Supplementary Information

Supplemental Schedule of Revenues and Expenses Budget vs. Actual (Budget Basis)	90
Notes to the Supplemental Schedule	91

STATISTICAL SECTION-Unaudited

Description of Categories	95
---------------------------------	----

FINANCIAL TRENDS

Condensed Summary of Net Position.....	99
Summary of Revenues, Expenses and Changes in Net Position.....	100
Sales Tax Collection and Usage.....	101
Revenues and Operating Assistance Comparison to Industry Trend Data	102
Total Expenses by Function	103
Total Operating Expenses by Object.....	104
Operating Expenses Comparison to Industry Trend Data.....	105

TABLE OF CONTENTS

REVENUE CAPACITY

Revenues by Source	109
Farebox Recovery Percentage.....	110
Sales & Use Tax Rates Direct and Overlapping Governments	111

DEBT CAPACITY

Sales & Use Tax Revenue Bond Debt Coverage	115
Sales & Use Tax Revenue Bond Debt Service Limit	116
Sales & Use Tax Revenue Bond Debt Service Limit Last Ten Fiscal Years.....	117
Sales & Use Tax Revenue Bond Debt Ratios.....	118
Computation of Overlapping Debt.....	119

DEMOGRAPHIC & ECONOMIC INFORMATION

Trends in Personal Income.....	123
Population.....	124
Employment.....	125
Unemployment Rates	126
Top Ten Corporate Employers in the Atlanta Region	127

OPERATING INFORMATION

Transit Service Effort & Accomplishments Per Mile.....	131
Transit Service Effort and Accomplishments Per Hour.....	132
Unlinked Passenger Changes.....	133
Fare Structure	134
Vehicles Operated in Maximum Service	135
Number of Employees	136
Miscellaneous Statistical Data	137

SINGLE AUDIT

Report of Independent Auditor on Internal Control over Financial Reporting and on Compliance and Other Matters Based on an Audit of Financial Statements Performed in Accordance with Government Auditing Standards.....	141
Independent Auditor's Report on Compliance for Each Major Federal Program; Report on Internal Control Over Compliance; and Report on the Schedule of Expenditures of Federal Awards Required by the Uniform Guidance	143
Schedule of Expenditures of Federal Awards.....	146
Notes to the Schedule of Expenditures of Federal Awards	148
Schedule of Findings and Questioned Costs	149



1 INTRODUCTION

METROPOLITAN ATLANTA
RAPID TRANSIT AUTHORITY

INTENTIONALLY LEFT BLANK

November 23, 2024



2424 Piedmont Rd., N.E.
Atlanta, GA 30324-3330
404-848-5000

To the Board of Directors, the Residents and Stakeholders
of the Metropolitan Atlanta Rapid Transit Authority-Service Area:

We are pleased to respectfully submit the 31st Annual Comprehensive Financial Report (ACFR) for the Metropolitan Atlanta Rapid Transit Authority (MARTA) for the fiscal year ended June 30, 2024 to the MARTA Board of Directors, the 2.2 million residents of our partner jurisdictions and all interested in our financial condition. MARTA is a public body corporate and joint public instrumentality of the City of Atlanta and the counties of Fulton, DeKalb, Cobb, Clayton, and Gwinnett by action of the General Assembly of the State of Georgia for the purposes of planning, constructing, financing, and operating a public transportation system. This report is published to fulfill the financial reporting requirements of the MARTA Act.

The Government Finance Officers Association of the United States and Canada (GFOA) awarded a Certificate of Achievement for Excellence in Financial Reporting to MARTA for its ACFR for the fiscal year ended June 30, 2023. The Certificate of Achievement is a prestigious national award, recognizing conformance with the highest standards for preparation of state and local government financial reports.

In order to be awarded a Certificate of Achievement, a government unit must publish an easily readable and efficiently organized ACFR, whose contents conform to program standards. Such ACFR must satisfy both generally accepted accounting principles (GAAP) and applicable legal requirements.

A Certificate of Achievement is valid for a period of one year only. We believe our current report continues to conform to the Certificate of Achievement program requirements, and we are submitting it to GFOA.

This endeavor is our continued commitment to MARTA's Standard of Excellence, and this report consists of management's representations concerning the financial position of MARTA. Consequently, management assumes full responsibility for the completeness and reliability of all the information presented in this report. To provide a reasonable basis for making these representations, the management of MARTA has established a comprehensive internal control framework that is designed both to protect MARTA's assets from loss, theft, or misuse and to compile sufficient reliable information for the preparation of MARTA's financial statements in conformity with GAAP. Because the cost of internal controls should not outweigh their benefits, MARTA's comprehensive framework of internal controls has been designed to provide reasonable rather than absolute assurance that the financial statements will be free from material misstatement. As management, we assert that, to the best of our knowledge and belief, the financial report is complete and reliable in all material respects. Overall, the ACFR is presented in four sections: introductory, financial, statistical, and single audit.

The goal of an independent audit is to provide reasonable assurance that the financial statements of MARTA for the fiscal year ended June 30, 2024 are free of material misstatement. The independent audit involves examining, on a test basis, evidence supporting the amounts and disclosures in the financial statements; assessing the accounting principles used and any significant estimates made by management; and evaluating the overall financial statement presentation.

The independent auditors concluded, based upon their audit, that there was a reasonable basis for rendering an unmodified opinion and that MARTA's financial statements for the fiscal year ended June 30, 2024, are presented in conformity with GAAP. The independent auditors' report is presented as the first component of the Financial Section of this report.

MARTA is required to undergo an annual single audit in conformity with the provisions of the Single Audit Act and Title 2 U.S. Code of Federal Regulations ("CFR") Part 200, Uniform Administrative Requirements, Cost Principles, and Audit Requirements for Federal Awards ("Uniform Guidance"). Information related to this single audit is included in the Single Audit Section of this report.

GAAP requires that management provide a narrative introduction, overview, and analysis to accompany the financial statements in the form of a Management Discussion and Analysis (MD&A). This letter of transmittal should be read in conjunction with the MD&A which can be found immediately following the report of the independent auditors in the Financial Section of this report.

ORGANIZATION AND MANAGEMENT

The governance of MARTA is vested in a Board of Directors (the Board) composed of 13 voting members and two non-voting members. Three members are appointed by Fulton County, four members by DeKalb County, two members by Clayton County, three members by the City of Atlanta and one member by the Governor. In addition, the Commissioner of the State Department of Transportation, and the Executive Director of the Georgia Regional Transportation (non-voting) Authority serve as ex officio members of the Board.

The administration of MARTA is directed by the General Manager/CEO who is appointed by the Board. A listing of the members of the Board of Directors, General Manager/CEO and Executive Staff is presented in the Introductory Section. An organizational chart is also included.

THE RAPID TRANSIT SYSTEM

The Metropolitan Rapid Transit Plan (the Plan), an engineering report summarizing the Comprehensive Transit Plan for the Atlanta Metropolitan Area, was adopted by the MARTA Board on August 9, 1971, and structured the development of the Rapid Rail System (System). The major components of the System, as presently described in the Plan, are a fixed-rail system and a bus system providing both local and express bus services.

Heavy Rail

MARTA's rail system consists of 47.6 miles of operational double track and 38 fully functioning stations. The fixed heavy rail system, which consists of steel-wheel trains, operates at speeds up to 70 M.P.H. on steel rails using an electrified "third rail" as the power source. The heavy rail transit system has 270 air-conditioned vehicles operating as any combination of two vehicle married pairs, up to a maximum of eight vehicle. The rail system has lines running in east-west and north-south directions. The main lines intersect at the Five Points Station, located in Atlanta's Downtown Business District. Currently, the active fleet consists of 78 CQ312 BREDA vehicles, 114 CQ311 Hitachi vehicles and 78 CQ310 Franco Belge vehicles.

Light Rail

The streetcar system became operational December 30, 2014 under the management and operation of the City of Atlanta. MARTA acquired ownership and operation of the streetcar system July 1, 2018.

The streetcar system is the first regular passenger streetcar service in Atlanta since the original Atlanta streetcars were phased out in 1949.

The current operating route of the system is referred to as the Downtown Loop and is considered Phase 1 of the streetcar project; there are plans to expand the streetcar system onto the Beltline surrounding central Atlanta.

The Downtown Loop runs 2.7 miles east-west, serving 12 stops. The route provides access to MARTA heavy rail lines at one of its major downtown stations, Peachtree Center Station. The streetcar system uses Siemens S70 light rail vehicles (LRVs), which is powered by 750 direct current (DC) from the Overhead Contact System (OCS).

Bus

The Atlanta Transit System, Inc., a privately-owned bus company, was acquired in February 1972, by MARTA to provide extensive bus transportation services throughout Fulton and DeKalb and a small portion of Cobb, Clayton, and Gwinnett Counties. Currently, MARTA operates only in Fulton, Dekalb, Clayton, the city of Atlanta, and one route into Cobb County.

MARTA's bus fleet and facilities consists of 548 diesel and compressed natural gas buses; 6 electric buses; a heavy maintenance facility and three operating garages; several park-and-ride lots and an extensive system of patron bus shelters and stops. MARTA operates 113 different bus routes providing approximately 28 million annual vehicle miles.

Mobility

MARTA Mobility is paratransit services for persons with disabilities who are unable to negotiate the MARTA fixed route system for some or all of their travel. Passengers must be certified as eligible through a two-part application (client and health care provider) and an in-person functional assessment. Trips can be delivered curb-to-curb within $\frac{3}{4}$ mile of MARTA fixed route service in Clayton, DeKalb, and Fulton counties as well as the City of Atlanta.

Mobility services outside of the MARTA service area will be governed by intergovernmental agreement and adhere to federal guidelines.

MARTA maintains a fleet size of 240 lift-equipped vans, 25 ramp equipped vans and 15 ambulatory only vehicles. There are 2 designated operating facilities to provide this service, which is offered during the same hours and days as the regular bus and rail service. This service is managed under contract by two (2) contract service providers: A National and Transdev; MARTA provides oversight.

Budget

MARTA adopts its Operating and Capital Budget in June of each year. Once adopted, total budgeted revenues and/or expenses cannot change. Budgets are allocated to monthly spending levels and a monthly Budget Performance Report is prepared. The monthly Budget Performance Report analyzes expenditures by office relative to monthly and total budgets, and revenues anticipated for the reporting period. For fiscal year 2024, the Authority had an approved budget of \$1.6 billion with \$712.4 million allocated to operating expenses and \$854.5 million allocated to the capital improvement program and debt service expenses.

FINANCIAL RESULTS

In fiscal year 2024, MARTA's total net position was \$1.64 billion. Net position decreased by \$19 million from the previous fiscal year when net position was \$1.66 billion. Details to all financial results can be found in the accompanying Management's Discussion and Analysis, financial statements, and associated notes.

REGIONAL AND STATE OUTLOOK

Throughout the fiscal year, MARTA worked to advance improvement and enhancement projects, with a focus on creating a cleaner, safer, more reliable system. With a goal of growing ridership, MARTA added hundreds of new bus shelters and amenities to bus stops systemwide, installed new security cameras and lighting, and upgraded real-time bus and rail service information

MARTA continued to advance State of Good Repair projects, including procurement of the CQ400 rail cars, station rehabilitation, parking lot pavement, and new digital tools enhancing the customer experience. MARTA continued to deliver on its largest capital expansion program since its founding. The region's first Bus Rapid Transit (BRT) line, MARTA Rapid, is under construction in Atlanta's Summerhill neighborhood. Other high-capacity Rapid lines, including Clayton Southlake, Campbellton Road, Buford Highway, and Candler Road, reached 30% design. Preliminary planning for BRT advanced in major transportation corridors including on I-285 and GA-400.

MARTA was awarded a \$25M Buses and Bus Facilities Grant to advance the South DeKalb Transit Hub and a nearly \$1M Transit Security Program Grant for target hardening operations response through directed terrorism patrols from the Department of Homeland Security.

The American Public Transportation Association (APTA) recognized MARTA with the Outstanding Public Transportation System Award for remarkable leadership, systemwide excellence, and serving as an exemplary role model for other North American transit agencies.

DEBT ADMINISTRATION

As of June 30, 2024, MARTA had a total of \$2.1 billion bonds outstanding and issued under one debt indenture. To be in compliance with the bond trust indentures, MARTA's estimated sales tax receipts must be at least twice the total debt service. The debt coverage ratio for fiscal year 2024 was 5.62. MARTA's Board has placed an additional restriction on the debt service coverage requirement, limiting the maximum estimated annual debt service to no more than 45% of the corresponding year's estimated sale tax receipts. The debt service percentage for fiscal year 2024 was 17.8%.

MAJOR INITIATIVES

Fiscal Year 2024 Strategic Priorities

Fiscal year 2024 Priorities included support for initiatives that will build stronger connections to our communities.

Community Initiatives

Station Soccer Atlanta seeks to connect communities through transit, soccer, and leadership training. The program is run by Atlanta not-for-profit, Soccer in the Streets. The organization was established in 1989 and provides free soccer programs for underserved youth in the metro Atlanta area. In 2016 Station Soccer was launched on the plaza level at Five Points Station resulting in the first soccer field project inside a train station in the world. After the success of Five Points – Station Soccer, the program was expanded to include West End Station in 2018. Further Station Soccer projects will be announced over the next year as part of “The League of Stations”. Communities will represent their stations and play each other via the MARTA transit network. Partners in the project include The Atlanta United Foundation, MARTA and The City of Atlanta.

Last year, MARTA saw the expansion of the popular **Fresh MARTA Markets** in DeKalb County and the launch of Goodr Mobile Grocery Store to serve customers in Clayton County. Open from April through December, the MARTA Market provides farm stands right inside our stations. The markets serve multiple areas with limited food access. Each stand operates one-day per week, providing fresh produce to MARTA customers from Tuesday to Friday at a different station each day. The goal is simple: help get healthy, fresh food into local communities. Located in seven stations, this innovative food access solution is a partnership between MARTA and the Community Farmers Markets along with community partners Atlanta Community Food Bank, Open Hand, and Wholesome Wave Georgia. The MARTA Market sources locally grown produce from the farmers affiliated with Community Farmers Markets, as well as several local food hubs. This gives local farmers the opportunity to sell more produce to consumers that might not otherwise make it to a farmers' market. This produce is complemented by non-local produce so that MARTA Market patrons can do a large amount of their fresh food shopping on their way to or from home.

Safety

MARTA is a safer and more secure system and has seen a 17% reduction in Part 1 crimes (violent and property crimes) and a 42% reduction in operator assaults over the past year. The GDOT 2022 Triennial Safety Audit found strong commitment to safety and no major safety gaps or concerns.

The **MARTA Police Department** (MPD) was awarded the American Public Transportation Association (APTA) 2023 Rail Security Gold Award for heavy rail stations for its outstanding security programs, specifically the Joint Bike Patrol Team partnership with the Atlanta Police Department. The Gold Award recognizes MPD's security measures as being among the best, making MARTA one of the safest transit systems in the country.

With more than half a million people riding MARTA every day, keeping our customers safe is our top priority and the MARTA Police Department helps us carry out that mission.

Founded in 1977, the MARTA Police Department currently consists of approximately 296 sworn officers, 51 Protective Specialists, and 70 civilian employees. MARTA police officers are fully sworn and certified under the Georgia Peace Officer Standards and Training Council. Today, uniformed officers patrol our stations, parking lots, buses and trains. Additionally, plainclothes officers and K-9 units are stationed throughout MARTA's transit system.

MARTA has made a commitment to provide a safe and secure transit environment for our patrons and employees and will continue to deliver on this commitment.

MARTA HOPE (Homeless Outreach and Proactive Engagement)

Launched in August 2020, MARTA HOPE is a partnership with HOPE Atlanta to aid individuals experiencing homelessness who have taken refuge on the transit system. Nationally, homelessness grew increasingly acute amid COVID-19 and a shortage of affordable housing in metro areas. The impetus for the program is that those seeking shelter may view transit property as a safe haven, but their presence raises customer concerns about safety and security. In response, MARTA adopted a humane, service-centered approach to address the issue.

The program aims to maximize direct assistance provided to unsheltered persons on MARTA property and minimize the need to involve MARTA Police in non-criminal activities, collaborate with area stakeholders to alleviate, and improve the overall transit experience for MARTA customers. The program works by pairing teams of experienced case managers and uniformed field protective specialists that traverse the transit system and engage individuals at rail stations and bus shelters as well as on trains and buses.

The outreach teams work to find solutions that safeguard customers and employees while treating everyone with dignity and respect. The field protective specialists are trained in de-escalation tactics, crisis intervention, interpersonal communication, and cultural diversity. The MARTA HOPE teams connect individuals who accept their help to services based on their respective needs including shelter, clothing, drug and alcohol counseling, mental health treatment, supplemental benefit programs, job opportunities, and family reunification.

Bus Rapid Transit (BRT)

MARTA recently celebrated groundbreaking on the region's first BRT line, the Summerhill/Capitol Avenue BRT. The five-mile BRT line will connect downtown Atlanta to Capitol Gateway, Summerhill, Peoplestown, and the Beltline, with connections to MARTA's heavy rail system at Five Points, Georgia State, and Garnett Stations. The high-capacity transit line will have new electric buses and operate in 85 percent dedicated lanes with transit signal priority. Fourteen BRT stations along the route will feature off-board fare collection so patrons can pay before they board, real-time service information, and level boarding, along with other amenities consistent with rail stations. This line will provide an efficient connection between historic city neighborhoods, job centers, Georgia State, and our rail system, and will be the benchmark for future BRT lines in metro Atlanta.

System-wide Upgrades

Our customers can also expect to see improvements in our stations thanks to inclusion in the budget of \$93.5M to improve the customer experience. These projects include the following:

- A total budget of \$7.4M for increased cleaning services for stations
- \$20.3M for Elevator/Escalator Rehabilitation

- \$7.2M for Increased Police Presence
- \$0.4M for HOPE Atlanta to address unsheltered
- \$0.6M to Introduce Breeze 2.0
- \$3.4M for 200+ New Bus Shelter Amenities
- \$5.0M for SMART Restrooms
- \$51.5M for Station Rehabilitation
- \$2.5M for Automated Parking

Labor Agreement Reached

In August 2023, MARTA and the Amalgamated Transit Union (ATU) Local 732 reached a three-year collective bargaining agreement that includes 16% raises, attendance, and longevity bonuses. MARTA's healthcare coverage and pension benefits are top amongst public employers, with MARTA covering 83 percent of employees' healthcare premiums and offering represented employees a lifetime pension benefit. New benefits included in this contract include paid parental leave, education reimbursement, longevity, and attendance bonuses. The agreement also includes an average ten percent raise for operators in the first year, and three percent in the second and third year.

"No one is more important to delivering the vision of MARTA, which is people taking people where they want to go today, tomorrow and in the future, than our represented workforce," said MARTA General Manager and CEO Collie Greenwood. "I feel confident this agreement recognizes the contributions of represented staff and establishes new benefits to support them and their families."

The contract creates a mutually beneficial situation for both union and management by restructuring the attendance bonus from annual to quarterly. This allows employees to take time when needed but incentivizes consistent attendance, which will help minimize missed trips due to high levels of absenteeism. ATU Local 732 members will receive an estimated twelve times more in total attendance bonuses over the last contract, and longevity bonuses have been added for members with 15 years of service and increased for those with over 20 years. Another feature of the contract is members can share MARTA employee Breeze passes with their spouses and dependents, up to four per represented employee.

"As a public entity, MARTA strives to keep pay competitive while remaining fiscally responsible," said MARTA Board of Directors Chair Thomas Worthy. "The sixteen percent raises and longevity bonuses, plus health benefits provided at the lowest cost of any public employer in metro Atlanta, combine to make a strong compensation package for represented employees."

Additional Employee Initiatives

MARTA is committed to creating productive work environments through innovation, excellence and accountability. This commitment includes our dedication to equal respect for everyone in the workplace regardless of their background. Employees at MARTA receive honors and recognition for their hard work and dedicated service both to our organization and our community. The work we do can't happen without our employees, and we've built our organization around giving back to those who devote their work to serving the Atlanta community.

The following items are built into the FY24 budget to support MARTA employees:

- 65% of our operating budget covers direct support to employees in salaries, wages, benefits and overtime.
- Included in the benefits is a 6% match for non-represented employees' defined contribution plans, and an 8.09% contribution to the union pension fund.
- We are also spending approximately \$200K for training and leadership development, so our team is ready to tackle the challenges ahead.
- We also budgeted \$1.2 million for commercial drivers' license training to support the rapid deployment of new bus operators.
- Police services increased by \$7.3 million to cover a 5% pay increase to officers, upgrades to police facilities and training expenses.

- Lastly, MARTA provides healthcare coverage, so the employee share is limited to 17% for represented and 25% for non-represented employees

Capital Initiatives

The Authority's Capital Improvement Program (CIP) provides for the replacement, rehabilitation and enhancement of facilities and equipment required to support system safety, transit operations and regulatory requirements. The program ensures the transit system is maintained to enable continual delivery of high-quality service.

The Authority's \$625.9M Capital Improvement Program State of Good Repair (SGR) Sources Budget is based on the previous year capital carryover funds, the capital portion of sales tax receipts, federal and state grants, interest earned on capital investments and the issuance of debt, as needed.

For fiscal year 2024 planned capital sources and uses, the capital plan assumes a total capital program of \$855 million in expenses. This includes \$456 million in State of Good Repair, \$218 million for More MARTA – City of Atlanta, and \$29 million for More MARTA – Clayton County. The budget also includes \$152 million in debt service payments specifically for the State of Good Repair program.

Total sources of funds budgeted in FY24 are slightly under \$1.2 billion with \$541 million in FY23 carryover funds from all sources and \$617 million in FY24 generated funds, which includes a \$125 million issuance of debt to support the State of Good Repair. MARTA expects to carry forward \$304 million in funds at the end of FY24.

Our sources of revenue for State of Good Repair total approximately \$626 million, with the largest contributor being capital sales tax which accounts for 42% of total funding. \$150 million from the unified reserve is included in the prior year carry forward amount, and the budget includes \$84 million in federal grants. On the uses side for State of Good Repair, the total amount, including debt service, is budgeted at \$608 million. The capital budget includes \$201.3M to deliver the following capital expansion priorities:

- \$30.0M for Summerhill BRT
- \$30.0M for Cleveland/Metropolitan BRT
- \$12.0M for Streetcar East Extension
- \$62.0M for Five Points Transformation
- \$10.6M for Bankhead Station Transformation
- \$15.8M for Campbellton
- \$29.7M for Clayton/Southlake BRT
- \$1.7M for Clayton Multipurpose O&M Facility
- \$1.0M for Clayton Justice Center
- \$1.8M for Candler ART
- \$2.0M for Stonecrest Transit Hub
- \$1.9 for South DeKalb Transit Hub
- \$2.8M for Master TOD Planning (Kensington/H.E. Holmes/Indian Creek)

CAPITAL PLAN PRIORITIES AND ISSUES

MARTA continues to invest in capital improvement projects that preserve its capability for high-quality service delivery over a ten-year range. The long-range CIP consists of a portfolio of programs and projects organized by the major asset categories adapted from the Federal Transit Administration's (FTA) asset management guidelines. The categories include vehicles; facilities and stations; maintenance of way; systems; and non-asset.

Each of these categories includes a number of on-going programs and each program may contain one or more projects.

Due to funding and manpower constraints, MARTA focuses on safety critical, operations critical and state of good repair projects. The CIP categories are depicted below, followed by a description of each of the categories.

I. Vehicles

The vehicles category includes the acquisition and enhancement of vehicles and supporting systems required for MARTA operations. The programs within the vehicle's category include:

- Bus vehicle procurement and enhancement
- Rail vehicle procurement and enhancement
- Paratransit vehicles
- Non-revenue vehicles

II. Facilities & Stations

The facilities and stations asset category include program areas which support design, development, preservation, and rehabilitation of various MARTA facilities. Programs in the facilities and stations asset category include:

- Rail facilities and equipment
- Bus facilities and equipment
- Buildings/ offices and equipment
- Parking lots and parking decks
- Paving, structures, and drainage
- Roofing and skylights
- Underground storage tanks

III. Maintenance of Way

The maintenance of way asset category includes the design, development, and rehabilitation of railroad track infrastructure. Program areas within this asset category include:

- Track maintenance and replacement
- Track structures
- Work equipment

IV. Systems

The systems asset category includes the design, development, implementation, and major enhancement of various systems which support MARTA operations. Program areas within the systems asset category include:

- Revenue collection
- Automatic train control
- Normal, emergency, and standby power systems
- Communications
- Lighting
- Security
- Tunnel ventilation

- Traction Power
- Emergency Trip System (ETS)
- Fire protection

V. Other

This investment category pertains to non-asset-based projects and programs that expand, enhance and support MARTA's operation as well as support the Atlanta Region.

- Transit Oriented Development
- Transit Planning
- Research and Analysis
- Safety Management Systems
- Environmental and Hazard Mitigation
- Performance Management
- Customer Service
- Design Criteria/Standards
- CIP Planning & Controls
- Asset Management


AWARD

MARTA received the GFOA Certificate of Achievement for Excellence in Financial Reporting for the Fiscal Year 2023 Annual Comprehensive Financial Report.

ACKNOWLEDGEMENTS

Special thanks go to the Office of Accounting without whom this report could not have been completed, and all MARTA staff who assisted in this endeavor.

Sincerely,



Kevin Hurley
Chief Financial Officer



Collie Greenwood
General Manager/Chief Executive Officer



Government Finance Officers Association

**Certificate of
Achievement
for Excellence
in Financial
Reporting**

Presented to

**Metropolitan Atlanta Rapid Transit Authority
Georgia**

For its Annual Comprehensive
Financial Report
For the Fiscal Year Ended

June 30, 2023

Christopher P. Morill

Executive Director/CEO

Board of Directors

OFFICERS



Kathryn Powers
CHAIR



Jennifer Ide
VICE CHAIR



W. Thomas Worthy
IMMEDIATE PAST CHAIR



Roderick Frierson
TREASURER

DIRECTORS



J. Al Pond
SECRETARY



Stacy Blakley



James Durrett



William F. Floyd



Freda Hardage



Rita Scott



Sagirah Jones



Jacob Tzegaegbe

EX-OFFICIO



Valencia Williamson



Russell McMurry, PE



Jannine Miller



Collie J. Greenwood
GENERAL MANAGER/CEO

GM/CEO & Executive Staff

GENERAL MANAGER/CEO

Collie J. Greenwood

CHIEF LEGAL COUNSEL

Peter Andrews

CHIEF CAPITAL OFFICER

Carrie Rocha

CHIEF OF STAFF and ADMINISTRATION

Melissa Mullinax

CHIEF FINANCIAL OFFICER

Kevin Hurley

CHIEF CUSTOMER EXPERIENCE OFFICER

Rhonda Allen

CHIEF SAFETY & QUALITY ASSURANCE

Ralph McKinney

CHIEF OPERATING OFFICER

George Wright

DEPUTY CHIEF SAFETY & QUALITY ASSURANCE

Gena Major

DEPUTY CHIEF FINANCIAL OFFICER

Greg Patterson

DEPUTY CHIEF MECHANICAL OFFICER

Daniel Hecht

DEPUTY CHIEF LEGAL COUNSEL

Johnathan Hunt

AGM/CHIEF OF POLICE & EMERGENCY MANAGEMENT

Michael Kreher

AGM LABOR RELATIONS

LaShanda Dawkins

AGM RESEARCH & ANALYSIS

Robert Goodwin

AGM INFRASTRUCTURE

Larry Prescott

AGM INTERNAL AUDIT

Emil Tzanov

AGM CAPITAL PROGRAMS DELIVERY

Tim Browni

AGM TECHNOLOGY/CIO

Tyson Morris

AGM PLANNING

Shelley Peart

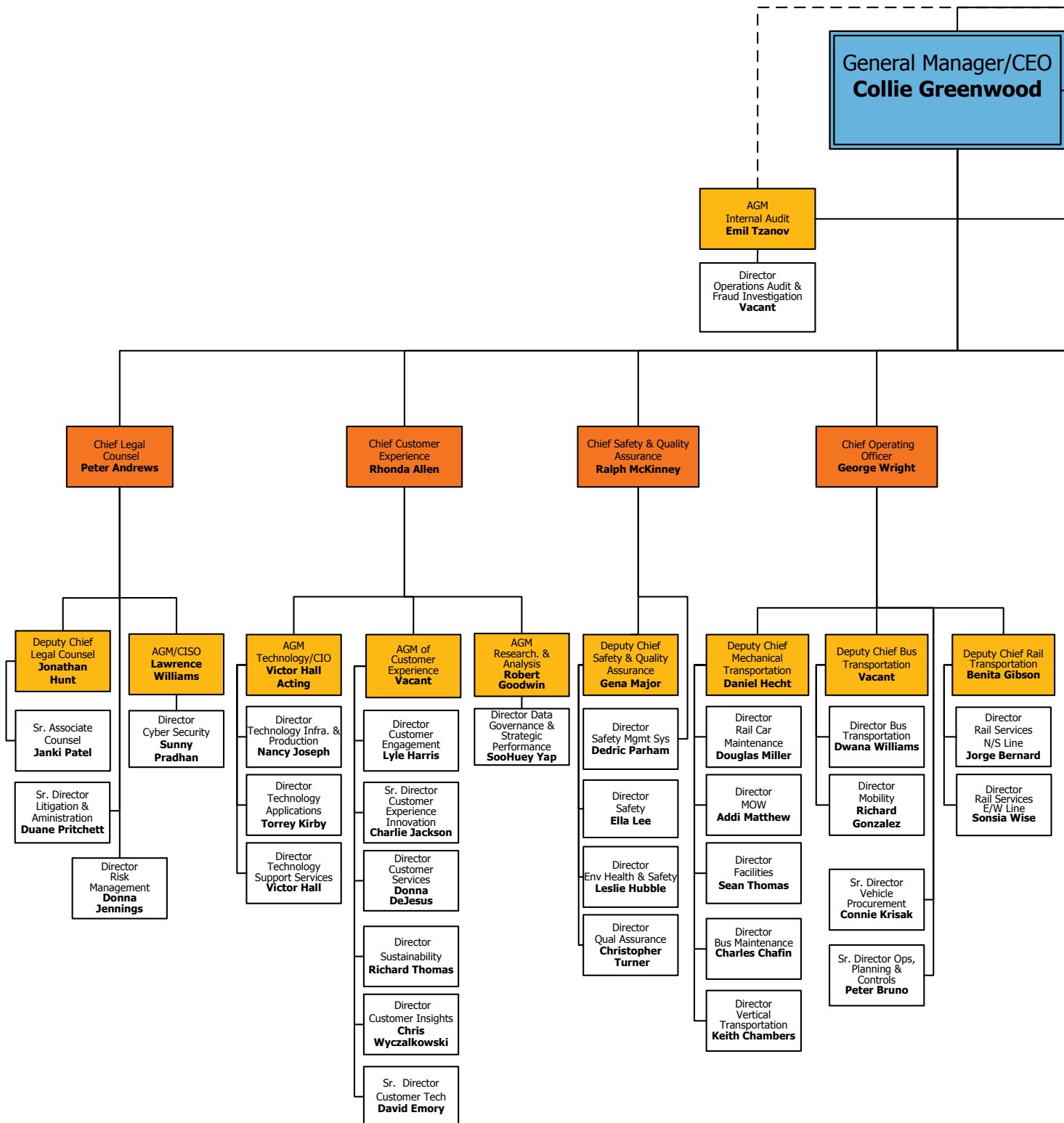
AGM HUMAN RESOURCES

Kesi Dorner

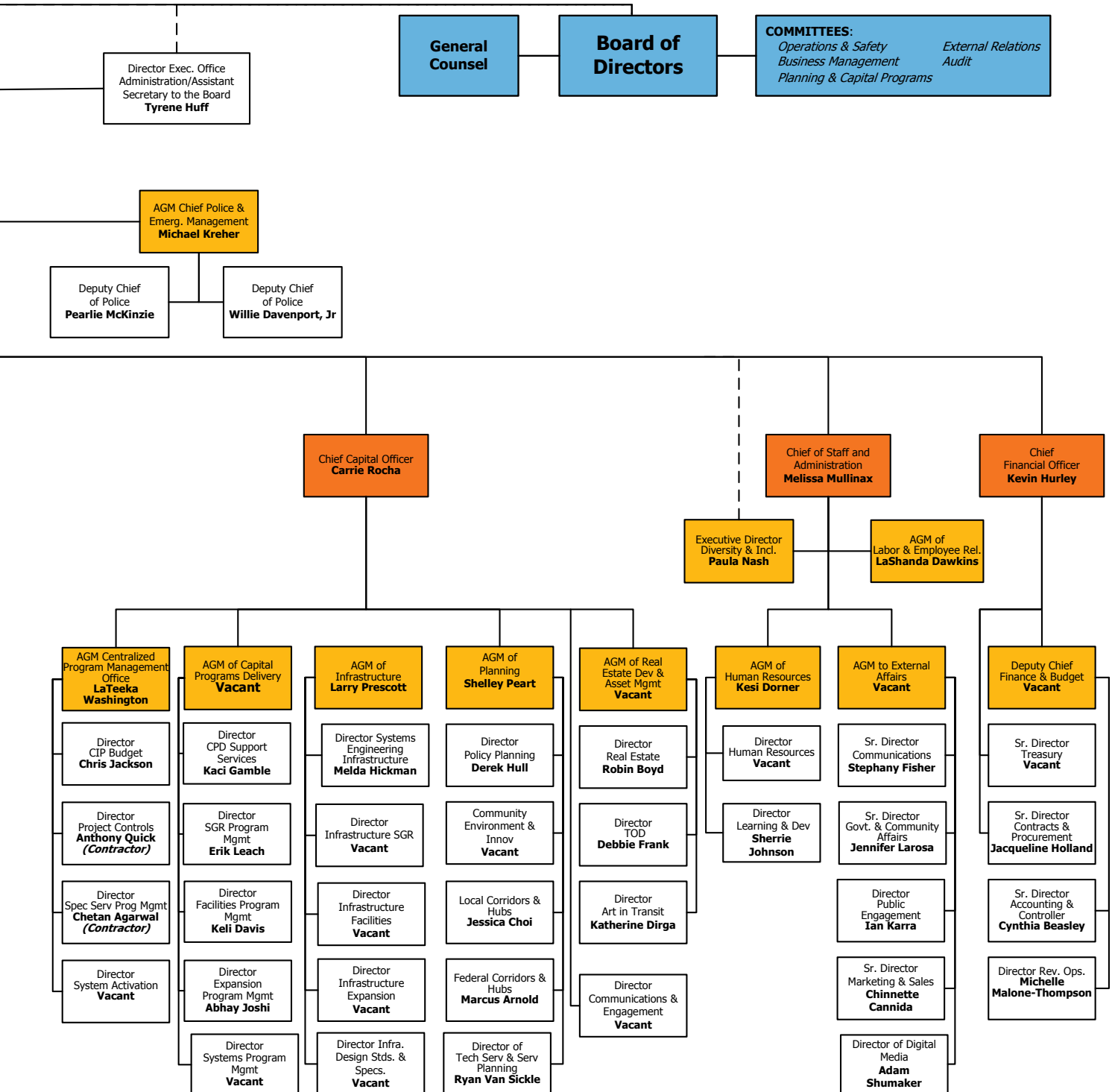
AS OF 6/30/2024

FY2024 ORGANIZATION CHART

2024 Annual Comprehensive Financial Report Year Ended June 30, 2024



METROPOLITAN ATLANTA RAPID TRANSIT AUTHORITY



As of 06/20/24





METROPOLITAN ATLANTA RAPID TRANSIT AUTHORITY

INTENTIONALLY LEFT BLANK



FINANCIAL 2

METROPOLITAN ATLANTA
RAPID TRANSIT AUTHORITY

INTENTIONALLY LEFT BLANK

INDEPENDENT AUDITOR'S REPORT

Board of Directors
Metropolitan Atlanta Rapid Transit Authority
Atlanta, Georgia

Report on the Audit of the Financial Statements***Opinions***

We have audited the financial statements of the business-type activities and fiduciary activities of Metropolitan Atlanta Rapid Transit Authority (MARTA), as of and for the year ended June 30, 2024, and the related notes to the financial statements, which collectively comprise MARTA's basic financial statements as listed in the table of contents.

In our opinion, based on our audit and the report of the other auditors, the accompanying financial statements referred to above present fairly, in all material respects, the financial position of the business-type activities and fiduciary activities of MARTA, as of June 30, 2024, and the respective changes in financial position and, where applicable, cash flows thereof for the year then ended in accordance with accounting principles generally accepted in the United States of America.

We did not audit the financial statements of the MARTA/ATU Local No. 732 Employees Retirement Plan and the MARTA Non-Represented Pension Plan, which represents 53% and 37%, respectively, of the assets and 53% and 36%, respectively, of the net position of the fiduciary activities as of June 30, 2024, and 51% and 37%, respectively, of the revenues of the fiduciary activities for the year then ended. Those statements were audited by other auditors whose reports have been furnished to us, and our opinions, insofar as it relates to the amounts included for the MARTA/ATU Local No. 732 Employees Retirement Plan and the MARTA Non-Represented Pension Plan are based solely on the reports of the other auditors.

Basis for Opinions

We conducted our audit in accordance with auditing standards generally accepted in the United States of America (GAAS) and the standards applicable to financial audits contained in *Government Auditing Standards* (*Government Auditing Standards*), issued by the Comptroller General of the United States. Our responsibilities under those standards are further described in the Auditor's Responsibilities for the Audit of the Financial Statements section of our report. We are required to be independent of MARTA, and to meet our other ethical responsibilities, in accordance with the relevant ethical requirements relating to our audit. We believe that the audit evidence we have obtained is sufficient and appropriate to provide a basis for our audit opinions. The financial statements of the MARTA/ATU Local No. 732 Employees Retirement Plan and the MARTA Non-Represented Pension Plan were not audited in accordance with *Government Auditing Standards*.

(Continued)

Responsibilities of Management for the Financial Statements

Management is responsible for the preparation and fair presentation of the financial statements in accordance with accounting principles generally accepted in the United States of America, and for the design, implementation, and maintenance of internal control relevant to the preparation and fair presentation of financial statements that are free from material misstatement, whether due to fraud or error.

In preparing the financial statements, management is required to evaluate whether there are conditions or events, considered in the aggregate, that raise substantial doubt about MARTA's ability to continue as a going concern for twelve months beyond the financial statement date, including any currently known information that may raise substantial doubt shortly thereafter.

Auditor's Responsibilities for the Audit of the Financial Statements

Our objectives are to obtain reasonable assurance about whether the financial statements as a whole are free from material misstatement, whether due to fraud or error, and to issue an auditor's report that includes our opinions. Reasonable assurance is a high level of assurance but is not absolute assurance and therefore is not a guarantee that an audit conducted in accordance with GAAS and *Government Auditing Standards* will always detect a material misstatement when it exists. The risk of not detecting a material misstatement resulting from fraud is higher than for one resulting from error, as fraud may involve collusion, forgery, intentional omissions, misrepresentations, or the override of internal control. Misstatements are considered material if there is a substantial likelihood that, individually or in the aggregate, they would influence the judgment made by a reasonable user based on the financial statements.

In performing an audit in accordance with GAAS and *Government Auditing Standards*, we

- Exercise professional judgment and maintain professional skepticism throughout the audit.
- Identify and assess the risks of material misstatement of the financial statements, whether due to fraud or error, and design and perform audit procedures responsive to those risks. Such procedures include examining, on a test basis, evidence regarding the amounts and disclosures in the financial statements.
- Obtain an understanding of internal control relevant to the audit in order to design audit procedures that are appropriate in the circumstances, but not for the purpose of expressing an opinion on the effectiveness of MARTA's internal control. Accordingly, no such opinion is expressed.
- Evaluate the appropriateness of accounting policies used and the reasonableness of significant accounting estimates made by management, as well as evaluate the overall presentation of the financial statements.
- Conclude whether, in our judgment, there are conditions or events, considered in the aggregate, that raise substantial doubt about MARTA's ability to continue as a going concern for a reasonable period of time.

We are required to communicate with those charged with governance regarding, among other matters, the planned scope and timing of the audit, significant audit findings, and certain internal control-related matters that we identified during the audit.

Prior-Year Comparative Information

We have previously audited MARTA's fiscal year 2023 financial statements, and we expressed unmodified opinions on the basic financial statements in our report dated November 17, 2023. In our opinion, the summarized comparative information presented herein as of and for the year ended June 30, 2023, is consistent, in all material respects, with the audited financial statements from which it has been derived.

(Continued)

Required Supplementary Information

Accounting principles generally accepted in the United States of America require that the Management's Discussion and Analysis, the Schedule of Changes in the Net Pension Liability and Related Ratios, Schedule of Employer Contributions – Pension, Schedule of Changes in Net OPEB Liability and Related Ratios, and Schedule of Employer Contributions – OPEB, as listed in the table of contents, be presented to supplement the basic financial statements. Such information is the responsibility of management and, although not a part of the basic financial statements, is required by the Governmental Accounting Standards Board who considers it to be an essential part of financial reporting for placing the basic financial statements in an appropriate operational, economic, or historical context. We have applied certain limited procedures to the required supplementary information in accordance with auditing standards generally accepted in the United States of America, which consisted of inquiries of management about the methods of preparing the information and comparing the information for consistency with management's responses to our inquiries, the basic financial statements, and other knowledge we obtained during our audit of the basic financial statements. We do not express an opinion or provide any assurance on the information because the limited procedures do not provide us with sufficient evidence to express an opinion or provide any assurance.

Supplementary Information

Our audit was conducted for the purpose of forming opinions on the financial statements that collectively comprise MARTA'S basic financial statements. The accompanying Combining Statement of Fiduciary Net Position, Combining Statement of Changes in Fiduciary Net Position, and Supplemental Schedule of Revenues and Expenses – Budget vs. Actual (Budget Basis) are presented for purposes of additional analysis and are not a required part of the basic financial statements. The Combining Statement of Fiduciary Net Position, Combining Statement of Changes in Fiduciary Net Position, and Supplemental Schedule of Revenues and Expenses – Budget vs. Actual (Budget Basis) are the responsibility of management and were derived from and relates directly to the underlying accounting and other records used to prepare the basic financial statements. The information has been subjected to the auditing procedures applied in the audit of the basic financial statements and certain additional procedures, including comparing and reconciling such information directly to the underlying accounting and other records used to prepare the basic financial statements or to the basic financial statements themselves, and other additional procedures in accordance with auditing standards generally accepted in the United States of America. In our opinion, such information is fairly stated, in all material respects, in relation to the basic financial statements as a whole.

Other Information

Management is responsible for the other information included in the annual report. The other information comprises the introductory and statistical sections but does not include the basic financial statements and our auditor's report thereon. Our opinions on the basic financial statements do not cover the other information, and we do not express an opinion or any form of assurance thereon.

In connection with our audit of the basic financial statements, our responsibility is to read the other information and consider whether a material inconsistency exists between the other information and the basic financial statements, or the other information otherwise appears to be materially misstated. If, based on the work performed, we conclude that an uncorrected material misstatement of the other information exists, we are required to describe it in our report.

(Continued)

Other Reporting Required by Government Auditing Standards

In accordance with *Government Auditing Standards*, we have also issued our report dated December 4, 2024 on our consideration of MARTA's internal control over financial reporting and on our tests of its compliance with certain provisions of laws, regulations, contracts, and grant agreements and other matters. The purpose of that report is solely to describe the scope of our testing of internal control over financial reporting and compliance and the results of that testing, and not to provide an opinion on the effectiveness of MARTA's internal control over financial reporting or on compliance. That report is an integral part of an audit performed in accordance with *Government Auditing Standards* in considering MARTA's internal control over financial reporting and compliance.



Crowe LLP

Atlanta, Georgia
December 4, 2024

METROPOLITAN ATLANTA RAPID TRANSIT AUTHORITY
Management's Discussion and Analysis
(Unaudited)

(Dollars in Thousands)

As management of the Metropolitan Atlanta Rapid Transit Authority ("MARTA" or the "Authority"), we offer readers of MARTA's basic financial statements this narrative overview and analysis of the financial activities of MARTA for the fiscal years ended June 30, 2024 and 2023. This discussion and analysis is designed to assist the reader in focusing on the significant financial issues and activities and to identify any significant changes in financial position. We encourage readers to consider the information presented here in conjunction with the financial statements as a whole. All amounts, unless otherwise indicated, are expressed in thousands of dollars.

MARTA was formed as a joint public instrumentality of the city of Atlanta and the counties of Fulton, DeKalb, Cobb, Clayton, and Gwinnett by action of the General Assembly of the State of Georgia (the "MARTA Act") to design and implement a rapid transit system for the Atlanta metropolitan area. MARTA operates a bus, light rail and rapid rail transportation system and continues to develop and construct further improvements to its integrated bus/rail transportation system.

Overview of Financial Statements

MARTA's financial statements are prepared on the accrual basis of accounting in accordance with accounting principles generally accepted in the United States of America as promulgated by the Governmental Accounting Standards Board ("GASB"). MARTA is structured as a single enterprise fund with revenues recognized when earned and measurable, not when they are received. Expenses are recognized when they are incurred, not when they are paid. Capital assets are capitalized and (except land) are depreciated over their useful lives. Many cash amounts are restricted for debt service and by state and federal regulations. See the Notes to the Financial Statements for a summary of MARTA's significant accounting policies.

Included in MARTA's financial statements are the Statement of Net Position, the Statement of Revenues, Expenses, and Changes in Net Position, the Statement of Cash Flows, Statement of Fiduciary Net Position, Statement of Changes in Fiduciary Net Position, the related notes and required supplementary schedules.

- The **Statement of Net Position** presents information on all of MARTA's assets, liabilities, deferred outflows, and inflows of resources with the difference reported as net position. Over time, increases or decreases in net position may serve as a useful indicator of whether the financial position of MARTA is improving or deteriorating.
- The **Statement of Revenues, Expenses, and Changes in Net Position** presents information showing how MARTA's net position changed during the most recent fiscal year. All changes in net position are reported as soon as the underlying event giving rise to the change occurs, regardless of the timing of related cash flows. Thus, revenues and expenses are reported in this statement for some items that will only result in cash flows in future fiscal periods (e.g., uncollected sales taxes and earned but unused vacation leave).
- The **Statement of Cash Flows** allows financial statement users to assess MARTA's adequacy or ability to generate sufficient cash flows to meet its obligations in a timely manner. The statement is classified into four categories: 1) cash flows from operating activities, 2) cash flows from non-capital financing activities, 3) cash flows from capital and related financing activities, and 4) cash flows from investing activities.

METROPOLITAN ATLANTA RAPID TRANSIT AUTHORITY
Management's Discussion and Analysis
(Unaudited)

(Dollars in Thousands)

- The **Notes to the Financial Statements** provide additional information that is essential to a full understanding of the data provided in the basic financial statements.
- **Required Supplementary Information (RSI).** In addition to the basic financial statements and accompanying notes, this report also presents certain RSI concerning the Authority's defined benefit pension plans and other post employment benefit (OPEB) plan to its employees.
- The **Statement of Fiduciary Net Position** presents information on all assets, liabilities, deferred outflows, and inflows of resources, fiduciary net position of pension and other post employments benefits.
- The **Statement of Changes in Fiduciary Net Position** presents information on additions to and deductions from pension and other post employments benefits. The additions include investment earnings, investment costs and net investment earnings.

Financial Position Summary

Over time, net position may serve as a useful indicator of MARTA's financial position. MARTA's assets and deferred outflows of resources exceed liabilities and deferred inflows of resources by \$1.64 billion at June 30, 2024, a \$19 million decrease from June 30, 2023 when assets and deferred outflows of resources exceeded liabilities and deferred inflows of resources by \$1.66 billion. A more detailed discussion is found under the Financial Operations Highlights of this MD&A.

At June 30, 2024 and 2023, the largest portion of net position was net investment in capital assets representing 54% and 47% respectively. Net investment in capital assets includes land, rail system, buildings, transportation equipment, and right to use leased assets less any related outstanding debt used to acquire those assets. MARTA uses these capital assets to provide services to its customers; consequently, these assets are not available for future spending.

The second largest portion of MARTA's net position in fiscal years 2024 and 2023 was unrestricted assets representing 39% and 47%, respectively.

At the end of the current fiscal year, MARTA was able to report a positive balance in all categories of net position. Fiscal years 2023 and 2022 had positive balances in all categories of net position as well.

METROPOLITAN ATLANTA RAPID TRANSIT AUTHORITY
Management's Discussion and Analysis
(Unaudited)
(Dollars in Thousands)

The following table presents a condensed summary of net position as of June 30, 2024 and 2023:

	2024	2023
ASSETS:		
Current and Other Assets	\$1,394,363	\$1,531,827
Capital Assets	3,075,818	3,049,922
Net Pension Assets	17,568	—
Total Assets	<u>4,487,749</u>	<u>4,581,749</u>
DEFERRED OUTFLOWS OF RESOURCES		
Hedging	79	1,484
Pension	70,917	128,535
OPEB	14,113	22,556
Debt Refunding	33,186	22,223
Total Deferred Outflows of Resources	<u>118,295</u>	<u>174,798</u>
Total Assets and Deferred Outflows of Resources	<u>4,606,044</u>	<u>4,756,547</u>
LIABILITIES:		
Long Term Debt	2,102,180	2,198,051
Current and Other Liabilities	368,031	333,954
Derivative Liability	79	1,484
Net Pension Liability	94,323	153,352
Net OPEB Liability	28,901	88,268
Total Liabilities	<u>2,593,514</u>	<u>2,775,109</u>
DEFERRED INFLOW OF RESOURCES		
Leases	291,953	297,630
Refunding	25,834	—
Pension	6,474	9,580
OPEB	51,873	18,534
Total Deferred Inflows of Resources	<u>376,134</u>	<u>325,743</u>
Total Liabilities and Deferred Inflows of Resources	<u>2,969,648</u>	<u>3,100,853</u>
NET POSITION:		
Net Investment in Capital Assets	889,386	773,035
Restricted	115,328	102,326
Unrestricted	631,682	780,333
TOTAL NET POSITION	<u><u>\$ 1,636,396</u></u>	<u><u>\$ 1,655,694</u></u>

METROPOLITAN ATLANTA RAPID TRANSIT AUTHORITY
Management's Discussion and Analysis
(Unaudited)

(Dollars in Thousands)

Current and other assets include cash, cash equivalents, investments, inventory, sales tax receivable, prepayments and restricted investments. Current and other assets decreased by \$137,464 (9%) in 2024. The decrease is due to decrease in cash and investments for the year. In 2023, there was an increase of \$75,371 (5%) in this category.

Capital assets include land, rail systems, buildings, transportation equipment, right to use leased assets, and other capital assets. In 2024, there was an increase in this category of \$25,896 (1%) due to increase in construction in progress. In 2023, there was a decrease in capital assets of \$33,730 (1%) which was due to an increase accumulated depreciation and amortization.

Net pension assets increased to \$17,568 (100%) in 2024 from zero balance in prior year, 2023. In 2023, MARTA's net pension assets decreased by \$116,512 (100%) to \$0. Both increase and decrease in net pension asset is directly related to the performance of the pension fund investments in accordance with GASB 68.

Deferred outflows of resources pension decreased in 2024 by \$57,618 (45%) and increase by \$104,951 (445%) in 2023. The decrease in 2024 and increase in 2023, respectively, were due to the net differences between the projected and actual investment earnings for the pension plans.

Long-term debt outstanding holds the long-term portion of outstanding sales tax revenue bonds, lease, financed purchase liability and other long-term liabilities. The outstanding sales tax revenue bonds decreased by \$95,871 (4%) in 2024 due to defeased bonds and partial refunding and decreased by \$88,809 (4%) in 2023.

Current and other liabilities include accounts payable, employee benefits, self-insurance, accrued interest, short-term maturities of financed purchase liabilities and other current liabilities. The liability increased by \$34,076 (10%) in 2024 and increased by \$23,699 (8%) in 2023. The increase in 2024 was due to increase in accounts and contracts payable, salaries and employee benefits and self-insurance reserves while the increase in 2023 was due to increase in self-insurance reserves and accrued interest payable.

Net pension liability decreased by \$59,029 (38%) in 2024 and increased by \$114,244 (292%) in 2023. The decrease in 2024 and increase 2023, respectively, were directly related to the performance of the pension fund investments in accordance with GASB 68.

Deferred inflow of resources – leases decreased by \$5,677 (2%) in 2024 and decreased by \$27,629 (8%) in 2023. The decrease in 2024 was due to recognition of the lease revenue over the lease term on GASB 87 leases. The decrease in 2023 was due to a change in accounting estimate associated with the measurement of interest on GASB 87 leases.

Deferred inflow of resources – pension decreased by \$3,106 (32%) in 2024 and decreased by \$122,767 (93%) in 2023. Both the decrease in 2024 and in 2023, respectively, were due to the net differences between the projected and actual investment earnings for the pension plans.

METROPOLITAN ATLANTA RAPID TRANSIT AUTHORITY
Management's Discussion and Analysis
(Unaudited)
(Dollars in Thousands)

Financial Operations Highlights

Basis of Presentation - MARTA Act and Sales & Use Tax - MARTA is a single enterprise fund providing public transportation. MARTA provides direct benefits to its users as well as substantial indirect benefits to the public at large (e.g., decreased traffic congestion, decreased need for road construction and maintenance, decreased need for parking, decreased air pollution levels, and increased availability of transportation for low-income citizens). Therefore, the user charges are intended to finance only a portion of the cost of providing these services with additional proceeds obtained from the collections of sales and use tax under the Rapid Transit Contract and Assistance Agreement (MARTA Act) with the City of Atlanta and the counties of Fulton, DeKalb, and Clayton and from federal subsidies. The sales tax is levied at a rate of 1% for each of the counties and 1.5% for the City of Atlanta until June 30, 2057, and 0.5% thereafter. See Note 4 of the Notes to the Financial Statements.

The MARTA Act places certain requirements on the rates that MARTA can charge for transportation services provided. The rates charged to the public for transportation services must be such that the total transit related revenues are no less than 35% of the operating costs, exclusive of depreciation and amortization, and other costs and charges as provided in the Act, of the preceding or prior fiscal year.

Under provisions of amendments to the MARTA Act, revenues, except the sales and use tax, are included in transit related revenues for purposes of this calculation. Transit related revenues were 45.3% and 77.2% of operating costs of the previous fiscal year, as defined under the MARTA Act, for the years ended June 30, 2024 and 2023, respectively. Additional information on the basis of presentation, the MARTA Act, and sales & use tax can be found in Note 1 and Note 4, respectively.

Summary of Changes in Net Position - The following table presents the summary of changes in net position as of June 30, 2024 and 2023:

	2024	2023
Operating Revenues	\$ 80,825	\$ 81,240
Operating Expenses	885,017	839,589
Operating Loss	(804,192)	(758,349)
Non-operating Revenues	736,928	829,142
Capital Grants and Contributions	47,966	52,380
Increase (Decrease) in Net Position	\$ (19,298)	\$ 123,173
Net Position, July 1	1,655,694	1,532,521
Net Position, June 30	1,636,396	1,655,694

In 2024, operating revenues decreased by \$415 and operating expenses increased by \$45,428. The decrease in operating revenue was due to an decrease in passenger revenue as a result of the continuing stagnation of ridership related to the prolonged impact of COVID-19. The majority of the increase in operating expenses was related to an \$47,861 increase in all operating expenses categories except maintenance and garage operation. The increase in expenses resulted in an overall increase in the operating loss of \$45,843 from the previous year. In 2023, operating revenue increased by \$9,280 and operating expenses increased by \$114,959, which resulted in an overall increase in operating loss of \$105,679.

METROPOLITAN ATLANTA RAPID TRANSIT AUTHORITY
Management's Discussion and Analysis
(Unaudited)

(Dollars in Thousands)

Non-operating revenues decreased by \$92,214 (11%) in 2024 and decreased by \$11,194 (1%) in 2023. Both the 2024 and 2023 decreases were due to an increase in sales tax revenue, and investment income offset by a decrease in federal revenue.

Capital grant and contributions decreased by \$4,414 (8%) in 2024 compared to a decrease of \$10,368 (17%) in 2023.

The following table presents a summarized breakout of MARTA's revenues, expenses and changes in net position as of June 30, 2024 and 2023:

	2024	2023
Summary of Revenues		
Operating		
Fare Revenues	\$ 74,522	\$ 74,057
Other Revenues	6,303	7,183
Total Operating Revenues	<u>80,825</u>	<u>81,240</u>
Non-Operating		
Sales and Use Tax	723,263	704,416
Ad Valorem Tax	33,474	33,467
Federal Revenues	82,942	215,904
Investment Income	58,618	22,415
Other Revenues	11,300	12,127
Gain/Loss on Sale of Property and Equipment	(1,164)	529
Total Non-operating Revenues	<u>908,433</u>	<u>988,858</u>
Total Revenues	<u>989,258</u>	<u>1,070,098</u>
Summary of Expenses		
Operating		
Transportation	312,395	275,265
Maintenance and Garage Operations	194,033	196,467
General and Administrative	122,411	117,707
Depreciation	256,178	250,150
Total Operating Expenses	<u>885,017</u>	<u>839,589</u>
Non-Operating		
Interest Expense	70,146	73,508
Amortization of Financing Related Charges and Income from Derivative Activity	(21,001)	768
Other Non-operating Expenses	122,360	85,440
Total Non-operating Expenses	<u>171,505</u>	<u>159,716</u>
Total Expenses	<u>1,056,522</u>	<u>999,305</u>
Income/(Loss) Before Capital Contributions	(67,264)	70,793
Capital Grants and Contributions	47,966	52,380
Increase (Decrease) in Net Position	(19,298)	123,173
Net Position, July 1	1,655,694	1,532,521
Net Position, June 30	<u>\$ 1,636,396</u>	<u>\$ 1,655,694</u>

METROPOLITAN ATLANTA RAPID TRANSIT AUTHORITY
Management's Discussion and Analysis
(Unaudited)

(Dollars in Thousands)

Net position decreased by (\$19,298) (1%) in 2024 primarily related due to federal COVID-19 funding being fully exhausted in 2023. In 2023, net position increased by \$123,173 (8%) primarily due to the fare revenues, sales and use tax and federal revenues.

Total operating revenues include passenger revenues advertising, and parking fees. Total operating revenues decreased by \$415 (1%) in 2024 compared to an increase of \$9,280 (13%) in 2023. The decrease in 2024 was due to a decrease in other revenues.

Sales and use tax revenue increased by \$18,847 (3%) in 2024 compared to an increase of \$35,283 (5%) in 2023. The 2024 increase was due to a rise in consumer spending on retail sales and the impact of inflation.

Gain/loss on sale of property and equipment decreased by \$1,693 (320%) in 2024 compared to an increase of \$204 (63%) in 2023. The 2024 decrease was due to the sale of fewer buses and parcel easement rights offset by change in retirement book value of donated rail cars.

Transportation expenses increased by \$37,130 (13%) in 2024 compared to an increase of \$47,421 (21%) in 2023. The 2024 increase was due to an increase in bus operations costs.

Administrative expenses increased by \$4,704 (4%) in 2024 compared to an increase of \$45,581 (63%) in 2023. The 2024 increase was due to an increase in insurance, legal counsel and technology costs.

Maintenance and garage operation expenses decreased by \$2,434 (1%) in 2024 compared to an increase of \$23,511 (14%) in 2023. The 2024 decrease was due to the effect of GASB 68 and 75 adjustments.

Interest expense decreased by \$3,362 (4.57%) in 2024 due to defeased and partially refunded bonds. In 2023, there was a decrease \$3,854 (5%) due to the maturities and defeasement of bond debt.

Amortization of bond related expenses increased by \$21,769 (2836%) in 2024 compared to a decrease of \$6,222 (114%) in 2023.

Other non-operating expenses increased by \$36,920 (43%) in 2024 compared to an increase of \$12,740 (18%) in 2023 due to an increase in planning costs. The 2024 increase is due to local funded planning costs.

Capital Acquisitions and Construction Activities

In 2024, MARTA acquired \$259,895 of capital assets. The expenditures on capital activity were primarily for the replacement, rehabilitation, and enhancement of facilities and equipment required to support transit operations, regulatory requirements, and system safety. The net increase/(decrease) in capital assets, including changes in accumulated depreciation and retirements, was \$25,896 and (\$33,730) during the years ended June 30, 2024 and 2023, respectively. Additional information on MARTA's debt and capital asset activity and commitments can be found in Notes 6 and 7 to the financial statements.

METROPOLITAN ATLANTA RAPID TRANSIT AUTHORITY
Management's Discussion and Analysis
(Unaudited)
(Dollars in Thousands)

The following table summarizes MARTA's net investment in capital assets as of June 30, 2024 and 2023:

	<u>2024</u>	<u>2023</u>
Capital Assets, net	<u>\$ 3,075,818</u>	<u>\$ 3,049,922</u>
Capital Debt		
Current Maturities of Bonds and Notes	(69,260)	(59,480)
Non current Maturities of Bonds, Notes and LILO	(2,054,673)	(2,164,107)
Current and non current Financed Purchase Liability	(29,549)	(29,548)
Unspent ESCO Escrow Cash	780	2,990
Deferred Outflows of Resources	33,186	22,223
Capital Assets Included in Accounts Payable	(43,127)	(45,715)
Lease Liability and SBITA	(23,789)	(3,250)
Total Capital Related Debt	<u>(2,186,432)</u>	<u>(2,276,887)</u>
Net Investment in Capital Assets	<u><u>\$ 889,386</u></u>	<u><u>\$ 773,035</u></u>

Long-Term Debt Administration

MARTA issues Sales and Use Tax Revenue Bonds and Variable Rate Bonds to raise capital funds for construction, expansion, and rehabilitation of the transit system. The bonds and notes are payable from and secured by lien on sales and use tax and title ad valorem tax receipts.

The Fixed and Variable rate Bonds carry debt ratings of Aa2 by Moody's Investors Service, AAA by Standard & Poor's and AA+ from Fitch Rating Service and AAA from Kroll. MARTA's total bond debt outstanding was \$2,089,893 and \$2,191,163 as of June 30, 2024 and 2023, respectively. In 2024, MARTA issued green bonds Series 2024A in the amount of \$110,515 and issued refunding green bonds Series 2024B in the amount of \$203,350 to refund portion of Bonds Series 2015B, 2015C, 2016B, 2017C, 2020B and 2021D . MARTA legally defeased Bonds Series 2016B in the amount of \$130,929. Additional information on MARTA's long term debt can be found in Note 7 to the financial statements.

METROPOLITAN ATLANTA RAPID TRANSIT AUTHORITY
Management's Discussion and Analysis
(Unaudited)

(Dollars in Thousands)

Economic Factors

The US Economy (GDP) grew by 1.4% in the first quarter and increased by 2.8% in the second quarter of 2024. Consumption was at 1.5% in the first quarter and increased to 2.3% in the second quarter. Consumption growth experienced an increase in the second half of 2024 due to an increase in real disposable income and demand in the purchases of services and goods. Investments increased from 4.4% to 5.2% in the first and second quarters, respectively. The federal funds rate has been steady at 5.3% in the first and second quarter of the year. Nationwide, the unemployment rate was 3.8% in the first quarter of 2024 and increased slightly to 4.0% in the second quarter. The national cumulative change in jobs dropped to 2.3% compared to prior years and the Georgia cumulative change in jobs was slightly lower than national at 2.0% in 2023. The average unemployment rate for Georgia was 3.2% and Atlanta was at 3.1% in 2023. The State of Georgia had a personal income aggregate of \$646.2B in 2023 seeing a growth of 4.6% over 2022. Atlanta had an aggregate of \$416.4B in 2023 with a slightly higher growth of 4.4% over 2022.

Request for Information

This financial report is designed to provide a general overview of MARTA's finances. Questions concerning any of the information provided in this report or request for additional financial information should be addressed to the Office of Accounting, Metropolitan Atlanta Rapid Transit Authority, 2424 Piedmont Road NE, Atlanta, GA 30324-3330.

METROPOLITAN ATLANTA RAPID TRANSIT AUTHORITY

Statement of Net Position

June 30, 2024

(Dollars in Thousands)

(with summarized financial information as of June 30, 2023)

ASSETS	2024	2023
Current Assets:		
Cash and Cash Equivalents	\$ 9,745	\$ 69,593
Investments	707,994	821,744
Material and Supplies Inventories	40,539	39,924
Sales Tax Receivables, Prepayments and Other	117,724	89,559
Total Unrestricted Current Assets	876,002	1,020,820
Restricted Cash and Cash Equivalents	780	2,990
Restricted Investments	168,473	162,757
Lease Receivables	13,164	10,695
Total Restricted Current Assets	182,417	176,442
Total Current Assets	1,058,419	1,197,263
Noncurrent Assets:		
Restricted Investment held to pay Leases	34,040	32,424
Lease Receivables	283,484	284,948
Restricted Investment - Railroad Trust	10,000	9,668
Total Restricted Non Current Assets	327,524	327,040
Capital Assets:		
Land, Non-depreciable	601,879	600,469
Construction in Progress, Non-depreciable	483,420	416,148
Total Non-depreciable	1,085,299	1,016,617
Rail System and Buildings	4,321,672	4,242,285
Transportation Equipment	1,555,584	1,631,574
Other - Capital Assets	1,852,384	1,745,175
Total Depreciable /Amortizable	7,729,640	7,619,034
Less Accumulated Depreciation/Amortization	(5,739,121)	(5,585,729)
Capital Assets - Net	3,075,818	3,049,922
Net Pension Asset	17,568	—
Other - Noncurrent Assets	8,420	7,524
Total Noncurrent Assets	3,429,330	3,384,486
Total Assets	4,487,749	4,581,749
DEFERRED OUTFLOWS OF RESOURCES		
Hedging	79	1,484
Pension	70,917	128,535
OPEB	14,113	22,556
Debt Refunding	33,186	22,223
Total Deferred Outflows of Resources	118,295	174,798
Total Assets and Deferred Outflows of Resources	\$ 4,606,044	\$ 4,756,547

(with summarized financial information as of June 30, 2023)

FINANCIAL SECTION

2024 Annual Comprehensive Financial Report Year Ended June 30, 2024

METROPOLITAN ATLANTA RAPID TRANSIT AUTHORITY
Statement of Revenues, Expenses
And Changes in Net Position
For the Year Ended June 30, 2024

(Dollars in Thousands)
(with summarized financial information for the year ended June 30, 2023)

	2024	2023
Operating Revenues:		
Fare Revenues	\$ 74,522	\$ 74,057
Other Revenues	6,303	7,183
Total Operating Revenues	<u>80,825</u>	<u>81,240</u>
Operating Expenses:		
Transportation	312,395	275,265
Maintenance and Garage Operations	194,033	196,467
General and Administrative	122,411	117,707
Depreciation and Amortization	256,178	250,150
Total Operating Expenses	<u>885,017</u>	<u>839,589</u>
Operating Loss	<u>(804,192)</u>	<u>(758,349)</u>
Nonoperating Revenues (Expenses):		
Sales and Use Tax	723,263	704,416
Ad Valorem Tax	33,474	33,467
Federal Revenues	82,942	215,904
Investment Income	58,618	22,415
Other Revenues	11,300	12,127
Gain /(Loss) on Sale of Property and Equipment	(1,164)	529
Interest Expense	(70,146)	(73,508)
Amortization of Financing Related Charges	21,001	(768)
Other NonOperating Expenses	(122,360)	(85,440)
Total Nonoperating Revenues (Expenses)	<u>736,928</u>	<u>829,142</u>
Income/ (Loss) Before Capital Contributions	<u>(67,264)</u>	<u>70,793</u>
Capital Grants and Contributions	<u>47,966</u>	<u>52,380</u>
Net Position		
Increase /(Decrease) in Net Position	(19,298)	123,173
Net Position, July 1	\$1,655,694,	\$1,532,521
Net Position, June 30	<u>\$1,636,396</u>	<u>\$1,655,694</u>

METROPOLITAN ATLANTA RAPID TRANSIT AUTHORITY
Statement of Cash Flows
For the Year Ended June 30, 2024

(Dollars in Thousands)
(with summarized financial information for the year ended June 30, 2023)

	2024	2023
Cash Flows from Operating Activities:		
Cash Received from Providing Services	\$ 75,291	\$ 70,155
Cash Received from (Paid to) Other Sources	10,207	(5,344)
Other Non-Capital Receipts	10,867	11,721
Cash Paid to Suppliers	(358,010)	(269,800)
Cash Paid for Benefits on Behalf of Employees	(142,912)	(130,541)
Cash Paid to Employees	(264,002)	(234,480)
Net Cash Used by Operating Activities	<u>(668,559)</u>	<u>(558,289)</u>
Cash Flows From Noncapital Financing Activities:		
Sales and Use Tax Collections	721,460	705,828
Ad Valorem Tax	33,474	33,468
Federal Operating Subsidy	82,942	215,904
Net Cash Provided by Noncapital Financing Activities	<u>837,876</u>	<u>955,200</u>
Cash Flows From Capital and Related Financing Activities:		
Proceeds from Issuance of Notes and Bonds	129,321	125,897
Net Bonds Defeased and Refunded	(134,221)	(139,540)
Principal Paid on Revenue Bonds	(59,480)	(67,050)
Interest Paid on Revenue Bonds	(73,821)	(76,915)
Capital Contributions	35,046	63,510
Acquisition and Construction of Capital Assets	(258,241)	(203,128)
Net Cash Used by Capital and Related Financing Activities	<u>(361,396)</u>	<u>(297,226)</u>
Cash Flows from Investing Activities:		
Purchases of Investments	(3,796,916)	(6,139,506)
Proceeds from Sales and Maturities of Investments	3,910,836	6,053,203
Interest Received on Investments	16,101	7,542
Net Cash Provided (Used) by Investing Activities	<u>130,021</u>	<u>(78,761)</u>
Net Increase (Decrease) in Cash and Cash Equivalents	<u>(62,058)</u>	<u>20,924</u>
Cash and Cash Equivalents, Beginning of Year	<u>72,583</u>	<u>51,659</u>
Cash and Cash Equivalents, End of Year	<u><u>\$ 10,525</u></u>	<u><u>\$ 72,583</u></u>
Reconciliation of Operating Loss to Net Cash Used by Operating Activities:		
Operating Loss	\$ (804,192)	\$ (758,349)
Other Nonoperating Expenses	(112,153)	(90,784)
Adjustments to Reconcile Operating Loss to Net Cash Used by Operating Activities		
Depreciation and Amortization	256,178	250,150
Changes in Assets and Liabilities:		
Materials and Supplies Inventories	(615)	(1,474)
Prepayments and Other	(4,313)	2,983
Deferred Outflows from Pension	57,618	(104,952)
Deferred Inflows from Pension	(3,106)	(122,767)
Accounts Payable and Other Current Liabilities	25,339	32,967
Other Non-Capital receipts	10,867	11,721
Net Pension Asset/Liability	(76,598)	230,756
Net Other Post-employment Benefits Liability	(59,367)	20,622
Deferred Outflows from OPEB	8,443	(7,992)
Deferred Inflows from OPEB	33,340	(21,170)
Net Cash Used by Operating Activities	<u><u>\$ (668,559)</u></u>	<u><u>\$ (558,289)</u></u>

The accompanying Notes to Financial Statements are an integral part of these statements.

METROPOLITAN ATLANTA RAPID TRANSIT AUTHORITY
Statement of Cash Flows
For the Year Ended June 30, 2024

(Dollars in Thousands)
(with summarized financial information for the year ended June 30, 2023)

Supplemental Disclosure of Cash Flow Information

Noncash Activities:

	2024	2023
Capital Assets Included in Accounts Payable	\$ 43,127	\$ 45,715
Construction in Progress Financed Purchase	7,818	6,139
Amortization of Bond Premium, Discount, Bond Insurance and Loss on Debt Refunding	(21,001)	768
Interest Earnings on Lease	(11,194)	(11,556)
Interest Accrued on Lease	1,616	1,535
Increase(Decrease) in Fair Value of Investments	(9,919)	5,605
Proceeds from Bond Refunding to Defeasement Bonds	233,163	74,307
Amount paid for Defeased Bonds	(247,259)	(87,390)
Interest Expense - ESCO	895	954
Interest Income - ESCO	(50)	(69)

Summary of cash and cash equivalents reported on the Statement of Net Position:

Cash and cash equivalents	\$ 9,745	\$ 69,593
Restricted cash and cash equivalents	780	2,990
Total cash and cash equivalents reported on the Statement of Net Position	<u>\$ 10,525</u>	<u>\$72,583</u>

METROPOLITAN ATLANTA RAPID TRANSIT AUTHORITY
Statement of Fiduciary Net Position
Fiduciary Funds
June 30, 2024
(Dollars in Thousands)
(with summarized financial information for the year ended June 30, 2023)

	2024	2023
	Pension and Other Employee Benefits	Pension and Other Employee Benefits
ASSETS		
Receivables:		
Employee Contributions	\$ 288	\$ 294
Employer Contributions	566	916
Other Receivables	22	22
Due from Brokers	774	4,893
Accrued Investment Income	2,094	1,554
Total Receivables	<u>3,744</u>	<u>7,679</u>
Investments at Fair Value:		
Equities	576,151	479,048
Partnerships	9,392	12,838
Mutual Funds	338,810	334,567
Fixed Income	249,678	242,861
Real Estate Funds	20,788	27,520
Derivatives	145	49
Short- term Investments	30,743	18,114
Total Investments	<u>1,225,707</u>	<u>1,114,997</u>
Total Assets	<u>\$ 1,229,451</u>	<u>\$ 1,122,676</u>
LIABILITIES		
Accounts Payable	\$ 908	\$ 556
Due to Brokers	9,200	15,156
Total Liabilities	<u>10,108</u>	<u>15,712</u>
NET POSITION		
Restricted for:		
Pensions	1,090,458	993,768
Postemployment Benefits other than Pensions	128,885	113,196
Total Net Position	<u>\$ 1,219,343</u>	<u>\$ 1,106,964</u>
Total Liabilities and Net Position	<u>\$ 1,229,451</u>	<u>\$ 1,122,676</u>

The accompanying Notes to Financial Statements are an integral part of these statements.

METROPOLITAN ATLANTA RAPID TRANSIT AUTHORITY
Statement of Changes in Fiduciary Net Position
Fiduciary Funds
For the Year Ended June 30, 2024

(Dollars in Thousands)
(with summarized financial information for the year ended June 30, 2023)

	2024	2023
	Pension and Other Employee Benefits	Pension and Other Employee Benefits
ADDITIONS		
Contributions:		
Employee	\$ 9,008	\$ 9,097
Employer	44,370	31,886
Total Contributions	<u>53,378</u>	<u>40,983</u>
Investment Income		
Interest and Dividends	17,955	13,409
Net Increase (Decrease) in Fair Value of Investments	132,895	(173,816)
Real Estate Income	760	1,009
Securities Lending Income	63	77
Total Investment Earnings (Loss)	<u>151,673</u>	<u>(159,321)</u>
Less Investment Costs		
Investment Activity Costs	3,306	3,129
Securities Lending Costs	20	27
Net Investment Earnings (Loss)	<u>148,347</u>	<u>(162,477)</u>
Total Additions	<u>201,725</u>	<u>(121,494)</u>
DEDUCTIONS		
Benefits Paid to Participants or Beneficiaries	79,220	80,917
Medical, Dental, and Life Insurance for Retirees	9,172	10,266
Administrative Expenses	954	1,231
Total Deductions	<u>89,346</u>	<u>92,414</u>
Net Increase/(Decrease) in Fiduciary Net Position	112,379	(213,908)
NET POSITION RESTRICTED		
Net Position, July 1	1,106,964	1,320,872
Net Position, June 30	<u>\$ 1,219,343</u>	<u>\$ 1,106,964</u>

METROPOLITAN ATLANTA RAPID TRANSIT AUTHORITY
Notes to the Financial Statements
June 30, 2024
(Dollars in Thousands)

1. SUMMARY OF SIGNIFICANT ACCOUNTING POLICIES

Basis of Presentation - The Metropolitan Atlanta Rapid Transit Authority ("MARTA") was formed as a joint public instrumentality of the City of Atlanta and the counties of Fulton, DeKalb, Cobb, Clayton, and Gwinnett by action of the General Assembly of the State of Georgia (the "MARTA Act") to design and implement a rapid transit system for the Atlanta metropolitan area. MARTA operates a bus, light rail, and rapid rail transportation system and continues to develop and construct further improvements to its integrated bus/rail transportation system.

In order to measure the costs of providing mass transportation services, the revenues from those services and required subsidies, MARTA has adopted the accounting principles and methods appropriate for a governmental enterprise fund. This complies with the MARTA Act and Sales Tax Bond Trust Indenture legal requirements that all accounting systems and records, auditing procedures and standards, and financial reporting shall conform to generally accepted principles of governmental accounting.

The following is a summary of the more significant accounting policies of MARTA:

Reporting Entity - MARTA is a municipal corporation governed by a fifteen-member board of directors. As defined by the Governmental Accounting Standards Board ("GASB"), the financial reporting entity is comprised of the primary government and its component units. The primary government includes all departments and operations of MARTA, which are not legally separate organizations. Component units are legally separate organizations, which are fiscally dependent on MARTA or for which MARTA is financially accountable, or which raises and holds economic resources for the direct benefit of MARTA. An organization is fiscally dependent if it must receive MARTA's approval for its budget, levying of taxes, or issuance of debt. MARTA is financially accountable for an organization, most of the organization's board, and either a) could impose its will on the organization or b) there is the potential for the organization to provide a financial benefit to or impose a financial burden on MARTA. The reporting entity of MARTA consists solely of the primary government. MARTA has no component units.

MARTA is a jointly governed organization. Of its fifteen-member board, three members are appointed by Fulton County, four members by DeKalb County, two members by Clayton County, three members by the City of Atlanta, and one member by the Governor. In addition, the Commissioner of the State Department of Transportation and the Executive Director of the Georgia Regional Transportation Authority serve as *ex-officio* members of the Board. None of the participating governments appoint a majority of MARTA's Board and none have an ongoing financial interest or responsibility. None of the participating governments had any significant financial transactions with MARTA during fiscal year ended June 30, 2024.

METROPOLITAN ATLANTA RAPID TRANSIT AUTHORITY
Notes to the Financial Statements
June 30, 2024
(Dollars in Thousands)

1. SUMMARY OF SIGNIFICANT ACCOUNTING POLICIES (continued)

Basis of Accounting - The accompanying basic financial statements are reported using the *economic resources measurement focus* on the *accrual basis of accounting*, under which revenues are recognized when earned and measurable and expenses are recognized when they are incurred, if measurable.

The financial statements include certain prior year summarized comparative information in total but not at the level of detail required for a presentation in conformity with generally accepted accounting principles. Accordingly, such information should be read in conjunction with MARTA's financial statements for the year ended June 30, 2023, from which the summarized information was derived.

The preparation of financial statements in conformity with accounting principles generally accepted in the United States of America requires management to make estimates and assumptions that affect the reported amounts of assets and liabilities, and disclosure of contingent assets and liabilities at the date of the financial statements, and the reported amounts of revenues and expenses during the reporting period. Actual results could differ significantly from those estimates.

Cash and Cash Equivalents - MARTA considers all highly liquid debt securities with an original maturity of no more than three months at date of purchase to be cash equivalents except repurchase agreements and restricted investments, which are classified as investments.

Investments - MARTA's investments are generally reported at fair value based on quoted market prices. Guaranteed investment contracts, which are considered non-participating, are reported at amortized cost. U.S. Treasury and Agency obligations and Prime Banker's Acceptances are reported at amortized cost if MARTA acquires them within one year of maturity. Repurchase agreements, FDIC Public funds, and certificates of deposit are reported at cost.

Investments Held to Pay Leases - To fund certain future obligations under leases resulting from various Lease-in/Lease-out ("LILO") transactions, MARTA has invested funds in government agency bonds and notes, and guaranteed investment contracts. The maturities of these investments have been tied to the payment dates identified in the underlying LILO agreements.

In addition, to fund obligations under the master lease purchase agreement with Pinnacle Public Finance, MARTA established an escrow account with the Bank of New York Mellon Trust Company to make payments for improvements listed in the referenced agreement.

Lease Receivables - MARTA is a lessor of several properties and records the transactions in accordance with GASB Statement No. 87. The associated lease receivables are calculated at the present value of lease payments expected to be received over the term of the leases.

Derivative Financial Instruments - Derivative financial instruments are reported at fair value. A hedging derivative instrument significantly reduces financial risk by substantially offsetting the changes in cash flows or fair values of the item the derivative is associated with. The annual changes in the fair value of a hedging derivative instrument are reported as deferred inflows and deferred outflows on the Statements of Net Position if meeting the requirements of an effective hedge. Derivative instruments not designated as an accounting hedge are classified as an investment derivative.

METROPOLITAN ATLANTA RAPID TRANSIT AUTHORITY
Notes to the Financial Statements
June 30, 2024
(Dollars in Thousands)

1. SUMMARY OF SIGNIFICANT ACCOUNTING POLICIES (continued)

Changes in fair values of investment derivative instruments, including hedging derivative instruments that are determined to be ineffective, are reported as nonoperating revenues (expenses) on the Statements of Revenues, Expenses, and Changes in Net Position. See Note 9 for further information on these instruments.

Inventories - Materials (principally maintenance parts) and supplies inventories are stated at average cost and accounted for on the consumption method.

Capital Assets - Capital assets are carried at cost and depreciated using the straight-line method based on the estimated useful lives of the related assets. Right-to-use lease and SBITA assets are amortized over the shorter of the term of the agreement or the estimated useful life of the assets. The estimated useful lives for each category are as follows:

Rail system and buildings	5 - 50 years
Transportation equipment	5 - 20 years
Other property and equipment	3 - 20 years
Right-to-use lease for rail system and buildings	5 - 15 years
Right-to-use lease for transportation equipment	5 - 15 years
Right-to-use lease for other property and equipment	5 - 15 years
SBITA (Subscription Based IT Arrangement)	2 - 5 years

MARTA uses a five-thousand dollar capitalization threshold for its capital assets. Donated properties are reported at the estimated acquisition value on the date donated. When assets are sold or retired, the cost of the asset and related accumulated depreciation is removed from the accounts and the resulting gain or loss, if any, is charged to non-operating revenue or expense.

Ordinary maintenance and repairs are charged to expense as incurred, while property additions and betterment are capitalized. MARTA capitalizes, as a cost of its constructed assets, the interest expense based upon the weighted average cost of borrowings of MARTA.

Deferred Outflows and Inflows of Resources - Deferred outflows of resources are a consumption of net assets by MARTA that is applicable to a future period and has a positive effect on net position like an asset.

Deferred inflows of resources are an acquisition of net assets by MARTA that is applicable to a future period and has a negative effect on net position like a liability.

METROPOLITAN ATLANTA RAPID TRANSIT AUTHORITY
Notes to the Financial Statements
June 30, 2024
(Dollars in Thousands)

1. SUMMARY OF SIGNIFICANT ACCOUNTING POLICIES (continued)

Right to use Assets and Lease Liabilities - MARTA is a lessee on several contracts which under GASB Statement No. 87 results in the reporting of right to use assets and lease liabilities calculated at the present value of lease payments expected over the term of the lease and remeasured for any change in lease payment or lease modification. The lease liabilities are reduced as payments are made and interest expense is recognized for the period.

Right to use SBITA Assets and Lease Liabilities - MARTA has contracts that convey control of the right to use another party's IT software alone or in combination with tangible capital assets, as specified in a contract over a period of time. According to GASB Statement No. 96, the initial liability is measured as the present value of the total subscription payment during the term. The SBITA liabilities are reduced as the payments are made and interest expense is recognized for the given period.

Bond Proceeds, Premiums, Discounts, Issue Costs, Gains and Losses on Refunding - Proceeds from the issuance of Sales Tax Revenue Bonds are initially deposited with the Bond Trustee in a Construction Fund as required by the Trust Indenture between MARTA and the Trustee. MARTA requisitions the funds as needed for construction of the transit system.

Bond premiums and discounts are amortized using the bond outstanding method, which is materially consistent with the effective interest method, over the term of the related debt. Gains and losses on debt refunding are included in deferred inflows and outflows of resources and amortized over the shorter of the life of the refunded debt or the new debt, principally using the bond outstanding method. Debt issuance costs are fully expensed at issuance except for bond insurance costs which are amortized on a straight-line basis over the life of the related bond.

Fare Revenues - Passenger fares are recorded as revenue at the time of sales except for stored cash value, which is recorded at the time services are performed.

Subsidies, Grants and Contributions - MARTA receives grant funds from the Federal Transportation Administration ("FTA") for a substantial portion of its capital acquisitions. Assets acquired in connection with capital grant funds are included in capital assets. These grants generally require a local funding match by MARTA at a stipulated percentage of total project costs. Capital grant agreements with FTA provide for FTA holding a continuing interest in properties acquired and restricting the use of such properties to providing mass transportation services. MARTA reports donated capital assets as contributions. All donated capital assets along with grants for capital asset acquisition, facility development, and rehabilitation are reported in the Statements of Revenues, Expenses, and Changes in Net Position, after nonoperating revenues and expenses as Capital Grants and Contributions.

MARTA also receives grant funds from the FTA for operating assistance such as preventive maintenance. Grants for operating assistance are reported as Federal Revenues on the Statements of Revenues, Expenses and Changes in Net Position as part of the nonoperating revenues and expenses.

METROPOLITAN ATLANTA RAPID TRANSIT AUTHORITY
Notes to the Financial Statements
June 30, 2024
(Dollars in Thousands)

1. SUMMARY OF SIGNIFICANT ACCOUNTING POLICIES (continued)

Net Position - Net position presents the difference between assets, liabilities, and deferred outflows/inflows of resources in the Statements of Net Position. Net position pertaining to net investment in capital assets is reduced by the outstanding balances of any borrowing used for the acquisition, construction, or improvement of those assets. Net position components are reported as restricted when there are legal limitations imposed on their use by laws or regulations of other governments or external restrictions by creditors or grantors. Unrestricted net position may be designated for specific purposes at the option of the MARTA Board of Directors. If restricted and unrestricted net positions are available for the same purpose, then the restricted position will be used before the unrestricted position.

Fiduciary Funds - Fiduciary funds are used to account for resources held for the benefit of parties outside of MARTA. Fiduciary funds are not reflected in the primary financial statements because the resources of those funds are not available to support projects or expenses owned or generated by MARTA, rather these funds are accounted for in separate financial statements. The financial statements that contain the fiduciary funds are the Statement of Fiduciary Net Position and the Statement of Changes in Fiduciary Net Position.

The component units and their measurement dates and fiscal year ends included in the fiduciary funds' statements are:

<u>Component Unit</u>	<u>Fiscal Year End</u>
MARTA/ATU Local 732 Employees Retirement Plan	December 31, 2023
Non-Represented Pension Plan	December 31, 2023
Other Post-Employment Benefits (OPEB) Plan	June 30, 2024

Budgetary Controls - An annual operating and capital budget is developed by MARTA's Management. After a public hearing the proposed budget is revised, if necessary, finalized and adopted by MARTA's Board of Directors.

The budget is prepared on the same basis of accounting as the financial statements except that depreciation, interest expense, gains (losses) on sale of property, unrealized gains (losses) on investments and other nonoperating expenses are not budgeted. Management control for the operating budget is maintained at the expenditure category levels. Management has flexibility of reprogramming funds with respect to a cost center and with an approval of budget staff if the total budget authorization is not exceeded. Capital expenditures are controlled at the budget line item.

Cost Allocation - MARTA allocates certain general and administrative expenses to transit operations and capitalizes certain of these expenses in construction in progress based on its cost allocation plan prepared in accordance with FTA guidelines. General and administrative expenses not allocable to either transit operations or construction in progress under FTA guidelines are reflected as nonoperating general and administrative expense in the accompanying Statements of Revenues, Expenses, and Changes in Net Position.

METROPOLITAN ATLANTA RAPID TRANSIT AUTHORITY
Notes to the Financial Statements
June 30, 2024
(Dollars in Thousands)

1. SUMMARY OF SIGNIFICANT ACCOUNTING POLICIES (continued)

Operating Revenues and Expenses - Fare and parking revenue from transporting passengers, concessions, and advertising are reported as operating revenues. Transactions that are capital, financing, or investing related, or which cannot be attributed to MARTA's transportation focus, are reported as nonoperating revenues. All expenses related to operating the bus and rail system are reported as operating expenses. Interest expenses, financing costs, and planning costs are reported as nonoperating expenses.

Compensated Absences - MARTA employees are granted annual paid time off and vacation in varying amounts. A liability is recognized for amounts of accrued annual paid time off and vacation leave and related benefits attributable to services already rendered and for which it is probable that compensation will be paid. A liability for accumulated unused sick leave is not recognized since it is not paid upon termination or retirement. Upon retirement, unused accumulated sick leave may be counted as credited service for pension benefit calculation purposes.

Adoption of New Accounting Pronouncements Effective for the Fiscal Year Ended June 30, 2024

GASB Statement No. 99, Omnibus 2022 provides guidance for the requirements related to the extension of the use of LIBOR, accounting for SNAP distributions, disclosures of nonmonetary transactions, pledges of future revenues by pledging governments, clarification of certain provisions in Statement 34, and terminology updates related to Statements 53 and 63 are effective upon issuance. The requirements related to leases, Public-Private Partnerships (PPPs), and Subscription-Based Information Technology Arrangements (SBITAs) are effective for fiscal years beginning after June 15, 2022, and all reporting periods thereafter.

The objectives of this Statement are to enhance comparability in accounting and financial reporting and to improve the consistency of authoritative literature by addressing (1) practice issues that have been identified during implementation and application of certain GASB Statements and (2) accounting and financial reporting for financial guarantees. There was no impact as a result of adopting this statement.

GASB Statement No.100, Accounting Changes and Error Corrections-An Amendment to GASB 62 prescribes how to account for and report each type of accounting change and error correction: changes in accounting principles and error corrections must be reported retroactively by restating prior periods; changes to or within the financial reporting entity should be reported by adjusting the beginning balances of the current period; and changes in accounting estimates should be reported prospectively by recognizing the change in the current period. Additionally, it mandates disclosures in the notes to financial statements about the nature of these changes and error corrections.

The primary objective of this Statement is to enhance accounting and financial reporting requirements for accounting changes and error corrections to provide more understandable, reliable, relevant, consistent, and comparable information for making decisions or assessing accountability. MARTA adopted GASB 100 in Fiscal Year 2024. There was no impact as a result of adopting this statement.

METROPOLITAN ATLANTA RAPID TRANSIT AUTHORITY
Notes to the Financial Statements
June 30, 2024
(Dollars in Thousands)

1. SUMMARY OF SIGNIFICANT ACCOUNTING POLICIES (continued)

Implementation Guide No. 2021-1. Question 5.1 clarifies the application of capitalization policies for government assets. It specifies that a government should capitalize a group of assets acquired together if their collective cost is significant, even if the individual items are below the capitalization threshold.

Implementation Guide No. 2023-1, provides comprehensive guidance on applying accounting and financial reporting standards for state and local governments. It covers various topics, including the recognition and measurement of assets and liabilities, the presentation of financial statements and the disclosure requirements.

The objective of Implementation Guide is to provide guidance that clarifies, explains, or elaborates on GASB Statements. MARTA adopted Implementation Guide 2021-1 and 2023-1 in Fiscal Year 2024. There was no impact as a result of adopting the guidance from these.

New Accounting Pronouncements Effective in Future Periods or Not Applicable - MARTA has not determined the impact of adopting the following statements:

No.	GASB Statement	Fiscal Year	Applicable to MARTA
101	Compensated Absences	2025	Yes
102	Certain Risk Disclosures	2025	Yes
103	Financial Reporting Model Improvements	2026	Yes
104	Disclosure of Certain Capital Assets	2026	Yes

METROPOLITAN ATLANTA RAPID TRANSIT AUTHORITY
Notes to the Financial Statements
June 30, 2024
(Dollars in Thousands)

2. CASH AND INVESTMENTS

Cash - At June 30, 2024 the carrying amount of MARTA's total cash on hand was \$1,267.

At June 30, 2024, the carrying amount of MARTA's total cash on deposit was \$9,258. Included in the bank balance of \$15,617, \$918 was covered by federal depository insurance and \$14,699 was collateralized by government securities held by the pledging financial institution's trust department or agent in MARTA's name.

Investments - Georgia statutes authorize MARTA to invest in U.S. Government obligations, U.S. Government agency obligations, obligations of any instrumentality of the U.S. Government, or in repurchase agreements collateralized by any of the aforesaid securities, or in State of Georgia obligations, or in the State of Georgia sponsored investment pool or in other obligations or instruments as allowed by Georgia Law.

Under the terms of MARTA's Sales Tax Revenue Bond Trust Indenture, MARTA may not invest in securities with a remaining term to maturity greater than five years from the purchase date. In addition, MARTA requires that repurchase agreement collateral must have a fair value ranging from 101% to 106% of the cost of the repurchase agreement, depending upon the maturity date and type of security. MARTA's policy states that collateral pledged for repurchase agreements and not delivered to MARTA's safekeeping agent must be held by the pledging bank's trust department in MARTA's name. Investments held and managed by an independent trustee are not subject to these restrictions.

Fair Value Measurements - To the extent available, MARTA's investments are recorded at fair value and the derivatives are recorded at fair value level 2 using quoted prices for similar assets or liabilities in active markets as of June 30, 2024. GASB Statement No. 72 - Fair Value Measurement and Application, defines fair value as the price that would be received to sell an asset or paid to transfer a liability in an orderly transaction between market participants at the measurement date. This statement establishes a hierarchy of valuation inputs based on the extent to which the inputs are observable in the marketplace. Inputs are used in applying the various valuation techniques and consider the assumption that market participants use to make valuation decisions. Inputs may include price information, credit data, interest and yield curve data, and other factors specific to the financial instrument. Observable inputs reflect market data obtained from independent sources. In contrast, unobservable inputs reflect the entity's assumptions about how market participants would value the financial instrument. Valuation techniques should maximize the use of observable inputs to the extent available.

METROPOLITAN ATLANTA RAPID TRANSIT AUTHORITY
Notes to the Financial Statements
June 30, 2024
(Dollars in Thousands)

2. CASH AND INVESTMENTS (continued)

A financial instrument's level within the fair value hierarchy is based on the lowest level of any input that is significant to the fair value measurement. The following describes the hierarchy of inputs used to measure fair value and the primary valuation methodologies used for financial instruments measured at fair value on a recurring basis:

Level 1 - Investments whose values are based on quoted prices (unadjusted) for identical assets (or liabilities) in active markets that a government can access at the measurement date.

Level 2 - Investments with inputs, other than quoted prices included within Level 1, that are observable for an asset (or liability), either directly or indirectly. Furthermore, if an asset or liability has a specified term to maturity, then to qualify for Level 2 designation, an input must be observable for substantially the full term to maturity of the asset or liability. Level 2 inputs include the following:

- a. Quoted prices for similar assets or liabilities in active markets.
- b. Quoted prices for identical or similar assets or liabilities in markets that are not active, that is, markets in which there are few transactions for the asset or liability, the prices are not current, or price quotations vary substantially either over time or among market makers (for example, some brokered markets), or in which little information is released publicly (for example, a principal-to-principal market).
- c. Inputs other than quoted prices that are observable for the asset or liability (for example, interest rates and yield curves observable at commonly quoted intervals, implied volatilities, prepayment speeds, loss severities, credit risks, and default rates).
- d. Inputs that are derived principally from corroborated by observable market data by correlation or other means (market-corroborated inputs).

METROPOLITAN ATLANTA RAPID TRANSIT AUTHORITY
Notes to the Financial Statements
June 30, 2024
(Dollars in Thousands)

2. CASH AND INVESTMENTS (continued)

As of June 30, 2024, MARTA had the following investments and maturities:

Investment Type	Valuation Measurement Method	Investment Maturities (in Years)			
		Value	Less than 1	1 - 5	6 - 10
Repurchase Agreements	Cost	\$ 66,667	\$ 66,667	\$ —	\$ —
U.S. Treasuries	Fair value -Level 1	568,644	498,124	70,520	—
U.S. Agencies	Fair value -Level 1	99,140	38,865	60,275	—
FDIC Public Fund	Cost	6,150	6,150	—	—
Municipal - FDIC	Cost	316	316	—	—
Supranational Bonds	Fair value -Level 2	145,550	31,233	114,317	—
Guaranteed Inv Contracts	Amortized Cost	34,040	—	—	34,040
Total		<u>\$ 920,507</u>	<u>\$ 641,355</u>	<u>\$245,112</u>	<u>\$ 34,040</u>

Interest Rate Risk - The risk that changes in interest rates will adversely affect the fair value of financial instruments or cash flows. As a means of limiting its exposure to this, MARTA's investment policy prohibits investments in U.S. Treasuries and Agencies and State Obligations with maturities greater than five years and six months at the date of purchase.

The policy also limits Repurchase Agreements to three months from the date of purchase. Investments held and managed by an independent trustee are not subject to these restrictions.

METROPOLITAN ATLANTA RAPID TRANSIT AUTHORITY
Notes to the Financial Statements
June 30, 2024
(Dollars in Thousands)

2. CASH AND INVESTMENTS (continued)

Credit Quality Risk - The risk that an issuer or other counterparty to an investment will not fulfill its obligations. The exposure of MARTA's debt securities to credit quality risk as of June 30, 2024 is as follows:

<u>Investment Type</u>	<u>Book Value</u>	<u>Credit Rating</u>	<u>Rating Agency</u>
Repurchase Agreements	\$ 66,667	A1/P1	Moody's/S&P
U.S. Treasuries	568,644	AAA/AA+	Moody's/S&P
U.S. Agencies	99,140	AAA/AA+	Moody's/S&P
FDIC Public Fund	6,150	AAA/AA+ FDIC	Moody's/S&P
Municipal-FDIC	316	AA1/NA	Moody's/S&P
Supranational Bonds	145,550	AAA/AAA	Moody's/S&P
Guaranteed Inv Contracts	34,040	A-2/P-2/A-/Baa1/Ba1	Moody's/S&P
	<u>\$ 920,507</u>		

Concentration of Credit Risk - The risk of loss that may be attributed to the magnitude of a government's investment in a single issuer. MARTA does not hold more than 5% in any single issuer, other than investments related to the U.S. Government.

Custodial Credit Risk - For an investment, custodial credit risk is the risk that, in the event of the failure of the counterparty, MARTA will not be able to recover deposits or will not be able to recover collateral securities that are in the possession of an outside party. At June 30, 2024 included in the investments of \$920,507 were \$10,085 of securities held by a trustee not in the name of MARTA. These investments are the only securities not held in MARTA's name as per the terms of a trust agreement between MARTA and a railroad company.

Foreign Currency Risk - The risk that changes in exchange rates will adversely impact the fair value of an investment. MARTA is not exposed to this risk and its investment policy does not provide for investments in foreign currency denominated securities.

METROPOLITAN ATLANTA RAPID TRANSIT AUTHORITY
Notes to the Financial Statements
June 30, 2024
(Dollars in Thousands)

3. RESTRICTED ASSETS

Restricted assets consist of the following for the year ended June 30, 2024:

Restricted Cash and Investments:	2024
Sinking Fund	\$ 100,724
Other-SB 115 10% PY Operating Revenue	67,726
Investment Held to Pay Lease Obligation	34,040
Railroad Trust Fund Agreement	10,023
Pinnacle Escrow Cash	780
Total Restricted Cash and Investments	<u>\$ 213,293</u>

The amounts held in Sinking Funds are restricted for the payment of bond principal and interest as they become due and to the maintenance of the required reserve amounts (see Note 7).

The Georgia Legislature passed SB115 requiring MARTA to maintain in reserve ten percent of its prior fiscal year's operating revenue. Said operating budget reserve shall be utilized for ongoing operating expenses only in those circumstances requiring its use due to worsened economic conditions in the Atlanta region, or catastrophic loss such as an act of God or terrorism. The reserve is maintained in the Unified Reserved Portfolio which is comprised of restricted and unrestricted asset. MARTA maintains a floor that is greater than 10% of its prior year operating revenue to comply with the SB115 requirement and the value of the floor equates to the value of the restricted assets within the portfolio. The value of the assets above the floor are considered unrestricted assets in the portfolio.

Investments held to pay lease obligations represent investments held by trustees to be used for lease payments under MARTA's LILO arrangements.

Under the terms of the railroad trust fund agreement between MARTA and a railroad company (the "Railroad"), MARTA has agreed to pay certain costs of purchasing insurance to protect the Railroad against the risk of liability from injury or damage to MARTA's passengers, employees, and property which may result from the Railroad's operations. At June 30, 2024, MARTA had placed certain investments in a special trust fund to guarantee its performance under this agreement. Interest earned on these funds are unrestricted.

An escrow cash account is maintained in MARTA's name as part of the Pinnacle Lease. The funds in the escrow are restricted to pay for the energy savings capital improvements. Interest earned in the escrow account is recorded as non-operating revenue.

METROPOLITAN ATLANTA RAPID TRANSIT AUTHORITY
Notes to the Financial Statements
June 30, 2024
(Dollars in Thousands)

4. SALES AND USE TAX

Under the MARTA Act, the Rapid Transit Contract and Assistance Agreement with Fulton and DeKalb Counties and the City of Atlanta and the Rapid Transit Contract with Clayton County, MARTA receives proceeds from the collection of a sale and use tax within Fulton, DeKalb and Clayton Counties and the City of Atlanta. In these jurisdictions, a sales and use tax of 1% is levied for the exclusive use of MARTA. The tax is levied at 1% until 2057 and will be reduced to 0.5% thereafter. Beginning in April 2017, an additional sale and use tax of 0.5% is levied in the City of Atlanta for the purpose of expanding and enhancing MARTA transit service in the City of Atlanta.

In 2015, the Georgia General Assembly permanently eliminated the prior requirement mandating that MARTA spend no more than 50% of the annual sales and use tax proceeds to subsidize the operating costs of the System. Removal of this provision provides MARTA with additional flexibility to manage its resources.

During the year ended June 30, 2024 MARTA used 56% of the sales and use tax proceeds to subsidize the net operating costs.

5. FARE REVENUE

The MARTA Act places certain requirements on the rates that MARTA is to charge for transportation services provided.

The rates charged to the public for transportation services must be such that the total transit related revenues are no less than 35% of the operating costs, exclusive of depreciation and amortization, and other costs and charges as provided in the MARTA Act, of the preceding fiscal year.

Under provisions of amendments to the MARTA Act, all revenues, except the sales and use taxes, are included in transit related revenues for purposes of this calculation.

Transit related revenues for the year ended June 30, 2024 was 45.3% of operating costs of the previous fiscal year (unaudited) as defined under the MARTA Act.

METROPOLITAN ATLANTA RAPID TRANSIT AUTHORITY

Notes to the Financial Statements

June 30, 2024

(Dollars in Thousands)

6. CAPITAL ASSETS

Capital asset activities for the year ended June 30, 2024 were as follows:

	Balance June 30, 2023	Additions	Decreases	Balance June 30, 2024
Capital assets, not being depreciated/amortized:				
Land	\$ 600,469	\$ 1,410	\$ —	\$ 601,879
Construction in progress	416,148	259,895	(192,623)	483,420
Total capital assets not being depreciated/ amortized	1,016,617	261,305	(192,623)	1,085,299
Capital assets being depreciated/amortized:				
Rail systems & buildings	4,242,285	79,387	—	4,321,672
Transportation equipment	1,631,574	22,850	(98,840)	1,555,584
Furniture/fixtures/equipment/vehicles	1,731,014	88,355	(5,628)	1,813,741
Right-to-use equipment	3,455	1,023	—	4,478
Right-to-use building	921	21,789	—	22,710
SBITA asset	9,785	1,670	—	11,455
Total capital assets being depreciated/amortized	7,619,034	215,074	(104,468)	7,729,640
Less accumulated depreciation/amortization for:				
Rail systems & buildings	(2,899,046)	(116,244)	—	(3,015,290)
Transportation equipment	(1,311,700)	(72,654)	97,431	(1,286,923)
Furniture/fixtures/equipment/vehicles	(1,368,826)	(59,096)	5,620	(1,422,302)
Right-to-use equipment amortization	(1,308)	(762)	—	(2,070)
Right-to-use building amortization	(229)	(3,219)	—	(3,448)
SBITA amortization	(4,620)	(4,468)	—	(9,088)
Total accumulated depreciation/amortization	(5,585,729)	(256,443)	103,051	(5,739,121)
Total capital assets being depreciated/amortized, net	2,033,305	(41,369)	(1,417)	1,990,519
Capital assets, net	\$ 3,049,922	\$ 219,936	\$ (194,040)	\$ 3,075,818

During the year ended June 30, 2024, new land parcels were listed as assets, but are not being depreciated or amortized. The land additions cause the decrease in construction in progress to be greater than the increase in capital assets. The variance of \$22,451 is the addition of new parcels from the Clayton County facility of \$1,410, CIP adjustment to assets of \$621, and GASB leases not in CIP of \$24,482.

METROPOLITAN ATLANTA RAPID TRANSIT AUTHORITY
Notes to the Financial Statements
June 30, 2024
(Dollars in Thousands)

7. LONG-TERM DEBT

Long-term debt activities for the year ended June 30, 2024 were as follows:

Series	Year Issued	Principal Issued	Years of Maturity	Interest Rates	Balance June 30, 2023	Additions	Principal Retirements	Balance June 30, 2024
Sales Tax Revenue Bonds:								
2014A	2015	286,700	2044	3.00%-5.00%	\$ 7,645	\$ —	\$ (7,645)	\$ —
2015B	2015	88,485	2045	2.00%-5.00%	86,135	—	(40,055)	46,080
2015C	2015	93,085	2029	5.00%	93,085	—	(20,150)	72,935
2016A	2015	90,260	2029	5.00%	25,700	—	(12,705)	12,995
2016B	2016	242,985	2029	5.00%	242,985	—	(225,100)	17,885
2017A	2017	100,815	2047	3.00%-4.00%	100,815	—	—	100,815
2017C	2018	263,545	2039	3.25%-5.00%	260,610	—	(32,980)	227,630
2017D	2018	55,845	2030	4.00%-5.00%	55,330	—	(710)	54,620
2018A	2019	165,875	2025	3.00%-4.00%	102,190	—	(32,075)	70,115
2019A	2019	130,790	2047	3.00%-5.00%	130,790	—	—	130,790
2020A	2020	132,330	2047	3.00%-5.00%	132,330	—	—	132,330
2020B	2020	270,145	2040	0.20%-2.68%	235,160	—	(26,005)	209,155
2021A	2021	117,500	2045	**FRN	117,500	—	—	117,500
2021C	2021	100	2026	**FRN	100	—	—	100
2021D	2021	275,630	2045	0.625% - 2.981%	218,035	—	(20,290)	197,745
2021 E-1	2021	60,950	2040	3.00%-5.00%	60,950	—	—	60,950
2021 E-2	2021	32,983	2045	4.00%-5.00%	32,983	—	—	32,983
2023A	2023	65,025	2040	5.00%	65,025	—	—	65,025
2023B	2023	112,505	2032	5.00%	112,505	—	—	112,505
2024A	2024	110,515	2037	5.00%	—	110,515	—	110,515
2024B	2024	203,350	2045	5.00%	—	203,350	—	203,350
Subtotal					\$ 2,079,873	\$313,865	\$ (417,715)	\$ 1,976,023
Less portion due within one year					(59,480)	(9,780)	—	(69,260)
Plus unamortized premium (discount)					111,290	49,205	(46,625)	113,870
Sales Tax Revenue Bonds total long-term portion					<u>\$ 2,131,683</u>	<u>\$353,290</u>	<u>\$ (464,340)</u>	<u>\$ 2,020,633</u>

* Bonds from Direct Placements

**FRN - Floating-Rate Note

METROPOLITAN ATLANTA RAPID TRANSIT AUTHORITY
Notes to the Financial Statements
June 30, 2024
(Dollars in Thousands)

7. LONG-TERM DEBT (continued)

Changes in Long Term Debt for the year ended June 30, 2024 were as follows:

	<u>Balance</u> <u>June 30, 2023</u>	<u>Increase</u>	<u>Decrease</u>	<u>Balance</u> <u>June 30, 2024</u>	<u>Due within</u> <u>One Year</u>
Revenue Bonds	\$ 1,936,573	\$ 313,865	\$ (405,010)	\$ 1,845,428	\$ (56,265)
Bonds From Direct Placement	143,200	—	(12,705)	130,495	(12,995)
Note Payable	100	—	—	100	—
Total	<u>\$ 2,079,873</u>	<u>\$ 313,865</u>	<u>\$ (417,715)</u>	<u>\$ 1,976,023</u>	<u>\$ (69,260)</u>

Variable rate assumed (3.55%) is based on definition provided in Third Master Trust Indenture: the current 25-year Revenue Bond Index (as of 3/22/24).

Sales Tax Revenue Bonds - Principal on all the Sales Tax Revenue Bonds (the “Bonds”) is payable in an annual installment on July 1; interest is payable semi-annually on January 1 and July 1 on all Bonds in the preceding Long-Term table except the Series 2021A Bond and the Note Payable Series 2021C, in which interest is payable on the first day of each month for the previous month.

All the Bonds in the preceding Long-Term Debt tables are payable from and secured by the third lien on sales and use tax and title ad valorem tax receipts.

Currently 73.8% of the outstanding Bonds are redeemable at the discretion of MARTA within the next ten years at a price equal to par.

METROPOLITAN ATLANTA RAPID TRANSIT AUTHORITY
Notes to the Financial Statements
June 30, 2024
(Dollars in Thousands)

7. LONG-TERM DEBT (continued)

Annual debt service analysis of Principal and Interest for the year ended June 30, 2024 were as follows:

Year Ending June 30	Bonds / Notes		Bonds from Direct Placements	
	Principal	Interest	Principal	Interest
2025	\$ 69,260	\$ 66,364	\$ —	\$ 4,171
2026	64,725	66,731	—	4,171
2027	67,030	64,032	—	4,171
2028	71,190	61,068	—	4,171
2029	73,280	57,948	—	4,171
2030-2034	411,675	239,372	—	20,856
2035-2039	506,730	147,320	—	20,856
2040-2044	398,130	61,727	91,915	16,139
2045-2048	196,503	10,667	25,585	908
	<u>\$ 1,858,523</u>	<u>\$ 775,229</u>	<u>\$ 117,500</u>	<u>\$ 79,614</u>

Amount due within one year on long-term debt for the year ended June 30, 2024 were as follows:

Series	Principal
2015B	\$ 1,280
2016A*	12,995
2017C	715
2017D	120
2018A	33,880
2020B	1,770
2021D	7,085
2021E-2	25
2023A	1,310
2023B	10,080
	<u>\$ 69,260</u>

* 2016A is a direct placement

MARTA's Board established a debt limit for the Sales Tax Revenue Bonds. The total annual debt service on such bonds is limited to no more than 45% of projected sales tax receipts for each year.

METROPOLITAN ATLANTA RAPID TRANSIT AUTHORITY

Notes to the Financial Statements

June 30, 2024

(Dollars in Thousands)

7. LONG-TERM DEBT (continued)

MARTA has pledged future sales tax and title ad valorem tax revenues to repay \$2,089,893 in sales tax revenue bonds issued in calendar years 2015, 2016, 2017, 2018, 2019, 2020, 2021, 2022, 2023 and 2024 of which \$2,020,633 is considered long-term debt. Proceeds from the bonds were used for the rehabilitation or expansion of MARTA's rail and bus systems. Principal and interest on the bonds are payable through FY2048, from the sales tax and title ad valorem tax revenues. Annual principal and interest on the bonds are expected to require no more than 45% of such net revenues. Principal and interest paid for in the year ended June 30, 2024 was \$128,809.

MARTA legally defeased a portion of the outstanding Series 2016B Bonds with available cash on April 19, 2024. They are secured solely by amounts on deposit in an escrow fund created pursuant to an Escrow Deposit Agreement dated as of April 19, 2024, between the Authority and the Trustee. MARTA did a Cash Defeasance by using existing cash on hand to pay off the higher interest rate debt for Series 2016B. Bonds. Series 2016B bonds had a par amount of \$242,985 out of which \$128,600 was defeased and \$96,500 was refunded with Series 2024B. Cash was placed into an escrow account and invested at higher rates to defease the Series 2016B bonds.

MARTA issued its Sales Tax Revenue Green Bonds, Series 2024A in the aggregate principal amount of \$110,515 on May 22, 2024. The Authority used a portion of the proceeds of the Series 2024A Bonds for the purpose of financing various capital projects, to enhance life safety, and to maintain the transit system in a state of good repair and paying the costs of issuing the Series 2024A Bonds.

On May 22, 2024, MARTA issued refunding Green Bonds Series 2024B in the amount of \$203,350, plus an original issue premium of \$29,813, to refund portions of Bonds Series 2015B, 2015C, 2016B, 2017C, 2020B and 2021D. As a result, a total of \$229,635 is considered defeased, and a portion of the liability for these bonds and their related assets in the trust accounts have been removed from MARTA's Statement of Net Position. MARTA recognized a decrease in debt service of \$14,096 and economic gain of \$19,693. There are a variety of operational and financial covenants associated with the Bonds. Management believes that MARTA follows all such covenants.

In prior years, MARTA has defeased various bonds issued by creating separate irrevocable trust funds. New debt has been issued and the proceeds have been used to purchase U.S. Government securities that were placed in trust funds. The investments and fixed earnings from the investments are enough to fully service the defeased debt until the debt is called or matures. For financial reporting purposes, the debt has been considered defeased and, therefore, removed as a liability from MARTA's financial statements. As of June 30, 2024, the total outstanding escrow funds \$292,762 of these defeased bonds remain outstanding.

METROPOLITAN ATLANTA RAPID TRANSIT AUTHORITY
Notes to the Financial Statements
June 30, 2024
(Dollars in Thousands)

7. LONG-TERM DEBT (continued)

MARTA's outstanding Sales Tax Revenue Bonds (the "Bonds") contain provisions that upon the occurrence of (1) failure to make payment of principal or interest when due, (2) failure to perform any covenant contained in the Bond indenture if such failure continues for 30 days after receipt by MARTA of written notice specifying such default, (3) if MARTA institutes bankruptcy proceedings, (4) any sum payable to MARTA under the terms of its Contract with the taxing jurisdictions is taken in custody under any court process, or (5) any of the taxing jurisdictions shall default in making any payments owed under the Contract or shall materially fail to comply with any provisions of the Contract, then the Trustee may, and upon the written request of the owners of more than 25% in aggregate principal amount of the Bonds shall, declare the principal of all Bonds outstanding and the interest accrued thereon immediately due and payable. All publicly traded and direct placement bonds are subject to the same default provisions under the Bond Indenture. The notice and cure period apply and the private placement bondholders have the same remedies as the other holders.

Sales and use tax revenues are initially deposited into a Sinking Fund held by the bond trustee as required by the Bond Trust Indentures. At June 30, 2024, amounts held in the Sinking Funds exceeded the amounts required to be held pursuant to the Bond Trust Indentures. All such amounts are classified as restricted cash and investments in the Statements of Net Position.

Following is a summary of activity in the Sinking Funds for the year ended June 30, 2024:

	2024
Balance, Beginning of the Year	\$ 94,162
Sales and Use Tax Proceeds	141,851
Investment Income	2,496
Principal and Interest Payments on Bonds	(128,809)
Debt Refunding	(358,235)
Excess of Sales Tax Withheld	349,025
Trustee Fees	234
Balance, End of the Year	<u><u>\$ 100,724</u></u>

METROPOLITAN ATLANTA RAPID TRANSIT AUTHORITY
Notes to the Financial Statements
June 30, 2024
(Dollars in Thousands)

7. LONG-TERM DEBT (continued)

At June 30, 2024, MARTA reported \$33,186 in deferred outflow of resources related to debt refunding cost for unamortized deferred loss on bonds refunding as follows:

	Deferred Outflows of Resources Debt Refunding
	<u>2024</u>
Unamortized Deferred Loss Bond Refunding	\$ 22,223
Current Year Amortization	(2,646)
Addition to Deferred Loss - Debt Refunding	<u>13,609</u>
Total Deferred Outflow of Resources - Debt Refunding	<u><u>\$ 33,186</u></u>

At June 30, 2024, MARTA reported 25,834 in deferred inflows of resources related to debt refunding cost for unamortized deferred gain on bonds refunding as follows:

	Deferred Inflows of Resources Debt Refunding
	<u>2024</u>
Unamortized Deferred Gain Bond Refunding	\$(6,588)
Current Year Amortization	157
Addition to Deferred Gain - Debt Refunding	<u>(19,403)</u>
Total Deferred Inflow of Resources - Debt Refunding	<u><u>\$(25,834)</u></u>

METROPOLITAN ATLANTA RAPID TRANSIT AUTHORITY
Notes to the Financial Statements
June 30, 2024
(Dollars in Thousands)

8. LONG-TERM LIABILITIES

Changes in Long-term Liabilities related to self-insurance reserves, other liabilities, financed purchase, and derivative liability for the year ended June 30, 2024 were as follow:

	<u>Balance</u> <u>June 30, 2023</u>	<u>Increase</u>	<u>Decrease</u>	<u>Balance</u> <u>June 30, 2024</u>	<u>Due within</u> <u>One Year</u>
Self-Insurance Reserves	\$ 58,844	\$ 43,543	\$ (34,608)	\$ 67,779	\$ 24,145
Other Liabilities	47,354	24,042	—	71,396	17,884
Financed Purchase	31,591	—	(2,042)	29,549	1,514
Derivative Liability	1,484	—	(1,405)	79	—
Total	<u>\$ 139,273</u>	<u>\$ 67,585</u>	<u>\$ (38,055)</u>	<u>\$ 168,803</u>	<u>\$ 43,543</u>

MARTA administers and maintains self-insured reserves for workers' compensation claims, automobile liability claims, public liability and property damage claims. MARTA carries excess insurance coverage for amounts exceeding the self-insured retentions.

Other liabilities include future minimum lease payments under Lease-in Lease-out (LILO) arrangements. These agreements provide for the lease of certain Authority's rail capital assets to a financial party lessee and the sublease of such capital assets back to MARTA for a specified term. Other liabilities also include lease payables, SBITA payables, and the related accrued interest payables for each.

MARTA holds a financed purchase agreement with Pinnacle Public Finance to finance multiple comprehensive energy savings capital projects.

The Authority maintains two hedging derivative instruments which must meet annual effectiveness tests.

METROPOLITAN ATLANTA RAPID TRANSIT AUTHORITY
Notes to the Financial Statements
June 30, 2024
(Dollars in Thousands)

9. DERIVATIVE FINANCIAL INSTRUMENTS

The fair value balances and notional amounts of hedging and investment derivative instruments outstanding and the corresponding changes in fair value of such derivative instruments for the year ended June 30, 2024, were as follows:

		Changes in Fair Value		
	Fiscal Year Classification	Change Amount	Year End Amount	Fair Value Notional
Hedging derivatives:				
Natural Gas Commodity Swaps	Deferred Outflow of resources	\$ 653	\$ (51)	\$ 400
Diesel Commodity Swaps	Deferred Outflow of resources	752	(28)	3,024
Total		<u>\$ 1,405</u>	<u>\$ (79)</u>	<u>\$ 3,424</u>

Hedging derivative instruments must meet annual effectiveness tests. MARTA assessed whether the hedging derivatives were highly effective in offsetting changes in fair value or cash flows of hedged items.

A derivative is effective if changes in a hedgeable item divided by changes in derivative is within a range of 80% to 125% in absolute terms. The test is also met if changes in derivative divided by changes in hedgeable item falls within range of 80% to 125%. The effective portion of changes in the fair value of derivatives that are designated and qualify as cash flow hedges are reported as deferred inflows and outflows in the Statement of Net Position. The gain or loss of the ineffective portion is recognized immediately in the Statement of Revenues, Expenses, and Changes in Net Position.

This risk could require MARTA to make a termination payment. MARTA mitigated the credit risk associated with its swaps by having entered into transactions with highly rated counterparties. MARTA also mitigated its concentration of credit risk by having diversified its swap transactions across two different counterparties.

Commodity Swap Agreements - In order to help plan its diesel and natural gas costs for the fiscal year and to protect itself against price volatility in the market prices of the commodities, MARTA has entered into commodity swap agreements to hedge low sulfur diesel and natural gas costs. This would reduce the value of the contract and MARTA could sell the contract at a loss, or likewise if the index prices are higher, the value of the contracts would increase, and MARTA could sell the contracts at a profit. It is possible that the index prices may be lower than the price at which MARTA committed to in the contracts. If MARTA continues to hold the contract until maturity, MARTA may make or receive termination payments to or from the counterparty to settle the obligation under the contract.

METROPOLITAN ATLANTA RAPID TRANSIT AUTHORITY
Notes to the Financial Statements
June 30, 2024
(Dollars in Thousands)

9. DERIVATIVE FINANCIAL INSTRUMENTS (continued)

MARTA mitigated the credit risk associated with its swaps by having entered into transactions with highly rated counterparties. MARTA also mitigated its concentration of credit risk by having diversified its swap transactions across two different counterparties.

MARTA has assessed whether the hedging derivatives were highly effective in offsetting changes in fair value or cash flows of hedged items. Based on the annual assessment, the commodity swap agreements met the effectiveness conditions of the dollar-offset method.

MARTA is exposed to the failure of the counterparty to fulfill the fuel contracts. The terms of the contracts include provisions for recovering the cost in excess of the guaranteed price from the counterparty should MARTA have to procure low sulfur diesel and natural gas on the open market.

Three contracts were terminated on June 30, 2024. A summary of agreements is as follows:

Execution Dates	Effective Dates	Termination Dates	Fixed Price	Counter Party	Net Settlement in FY 2024
Natural Gas:					
5/04/2022	5/04/2022	6/30/2024	6.327 per MMBtu	Fifth Third	\$ (810)
3/08/2024	3/08/2024	6/30/2025	3.074 per MMBtu	Fifth Third	\$ —
1/27/2023	1/27/2023	6/30/2024	3.448 per MMBtu	Cargill, Inc.	\$ (200)
4/05/2023	4/05/2023	6/30/2025	3.550 per MMBtu	JP Morgan	\$ (139)
Diesel:					
7/01/2022	7/01/2022	6/30/2024	3.0610 per gallon	Cargill, Inc.	\$ (392)
12/19/2023	12/19/2023	6/30/2025	2.4225 per gallon	Fifth Third	\$ —
12/19/2023	12/19/2023	6/30/2026	2.4225 per gallon	Fifth Third	\$ —

MARTA assesses the effectiveness of the commodity swaps transactions and whether these derivatives were highly effective in offsetting fluctuations in fair value of cash flows of hedged commodities. Based on the annual assessment, the commodity swap agreements met the effectiveness conditions of the dollar-offset method.

METROPOLITAN ATLANTA RAPID TRANSIT AUTHORITY
Notes to the Financial Statements
June 30, 2024
(Dollars in Thousands)

10. FINANCED PURCHASE OBLIGATIONS

Pinnacle Financed Purchase

MARTA entered into a master lease purchase agreement with Pinnacle Public Finance to finance the design construction, implementation, monitoring and maintenance of comprehensive energy savings capital projects. These projects will improve the energy efficiency of certain MARTA facilities and are expected to result in energy cost savings.

The net present value of the future payments has been recorded as financed purchase obligations.

The following is a schedule by year of the future minimum payments under the Pinnacle agreement as of June 30, 2024:

<u>Fiscal Years</u>	
2025	\$ 1,514
2026	2,052
2027	2,369
2028	1,371
2029	1,820
2030 - 2034	14,555
2035 - 2037	5,868
Present value of net minimum payments	<u>29,549</u>
Less: current principal maturities	<u>(1,514)</u>
Obligations under Financed Purchase - long term	<u><u>\$ 28,035</u></u>
The liability of these obligation changed in 2024 and 2023 as follows:	
Outstanding - June 30, 2023	\$ 31,591
Net change in obligation	<u>(2,042)</u>
Outstanding - June 30, 2024	<u><u>\$ 29,549</u></u>

As part of this project, MARTA also entered into a performance assurance support services agreement with the contractor, Schneider Electric Buildings Americas, Inc. that provides an energy savings guarantee of \$55,357 over the course of 17 years. The energy services project savings is \$2,599 for the year ended June 30, 2024. Project was completed in May 2023.

METROPOLITAN ATLANTA RAPID TRANSIT AUTHORITY

Notes to the Financial Statements

June 30, 2024

(Dollars in Thousands)

11. LONG TERM LEASES AND SUBSCRIPTION-BASED INFORMATION TECHNOLOGY ARRANGEMENTS (SBITAs)

Lessor

During the year ended June 30, 2001, MARTA began a Transit Oriented Development Program whereby MARTA executed long-term ground leases for office, retail, and residential development. The AT&T Towers and related parking and retail space were completed at Lindbergh City Center in October 2002. Ground lease agreements for these initial TOD projects provide for various payments to be made to MARTA over several years. In 2013, MARTA began pursuing new opportunities for joint development and identified development partners at four rail stations: King Memorial, Edgewood/Candler Park, Avondale, and Chamblee. The development will take place at other stations throughout the system as more development partnerships are formed.

MARTA is a lessor for non-cancellable leases of land. Leases over 5 years may contain Options to Extend or can be amended to extend in exchange for an upfront payment to MARTA equal to the value of the extension but cannot be renewed.

Upon entering into an agreement, MARTA recognizes lease receivable and deferred inflow of resources in the Statement of Net Position. Lease receivable is initially measured at the present value of payments expected to be received over the life of the leases using incremental borrowing rates. Subsequently, the lease receivable is reduced by the principal portion of the lease payments received. Deferred inflows of resources are reduced as MARTA recognizes leases revenue over the term of the lease.

MARTA recognized \$9,578 in lease-related interest revenue and \$5,999 in lease revenue associated with the lessor leases in fiscal year 2024.

METROPOLITAN ATLANTA RAPID TRANSIT AUTHORITY
Notes to the Financial Statements
June 30, 2024
(Dollars in Thousands)

11. LONG TERM LEASES AND SUBSCRIPTION-BASED INFORMATION TECHNOLOGY ARRANGEMENTS (SBITAs) (continued)

Future Lease and Interest Receivables (in thousands) are scheduled to be received as follows:

Fiscal Years	Principal	Interest	Total
2025	\$ 2,089	\$ 9,676	\$ 11,765
2026	714	9,754	10,468
2027	549	9,842	10,391
2028	541	9,958	10,499
2029	543	10,019	10,562
2030 - 2034	2,772	51,425	54,197
2035 - 2039	3,248	53,450	56,698
2040 - 2044	3,770	55,168	58,938
2045 - 2049	4,025	56,300	60,325
2050 - 2054	4,945	56,674	61,619
2055 - 2059	5,612	55,899	61,511
2060 - 2064	6,734	53,550	60,284
2065 - 2069	8,190	48,891	57,081
2070 - 2074	26,459	41,250	67,709
2075 - 2079	82,547	29,934	112,481
2080 - 2084	72,469	14,966	87,435
2085 - 2089	11,307	9,906	21,213
2090 - 2094	12,911	7,756	20,667
2095 - 2099	14,914	5,252	20,166
2100 - 2104	6,949	3,054	10,003
2105 - 2109	5,167	1,943	7,110
2110 - 2114	6,794	936	7,730
2115 - 2119	2,321	71	2,392
Total	\$ 285,570	\$ 595,674	\$ 881,244

METROPOLITAN ATLANTA RAPID TRANSIT AUTHORITY
Notes to the Financial Statements
June 30, 2024
(Dollars in Thousands)

11. LONG TERM LEASES AND SUBSCRIPTION-BASED INFORMATION TECHNOLOGY ARRANGEMENTS (SBITAs) (continued)

Deferred Inflow of Resources Related to Leases

The deferred inflow of resources is initially measured as the initial amount of the lease receivable. It is recognized as revenue over the life of the lease term on a straight-line basis. As of June 30, 2024, the deferred inflow of resources has a balance of \$291,953.

Lindbergh Partnership Parking Agreement

In 2004, MARTA entered into a lease agreement with Carter & Associates, L.L.C. MARTA is the owner of the Leased Property, and the Leased Property is a portion of the project known as the Lindbergh City Center Project. This Lease Agreement reflects a period of ninety-nine (99) Lease years, a long-term utilization of 195 Residential parking Spaces in support of the Project Improvements pursuant to the Parking Agreement. Lessee's cost per parking space equal \$7.50, totaling \$1,463.

Capital Event Participation Rent / Uptown Square Apartments

Assignment/transfer of Uptown Square Apartments to AVR Uptown Square L.L.C, an affiliate of Alvero Acquisition Corp. and AVR Realty Company LLC occurred in 2013. This transaction resulted in Capital Event Participation Rent due MARTA in 2013. The original lease amount was \$4,679 for 98 years.

Capital Event Participation Rent / AC Property - Arts Center Rail Station Lease

Assignment of ground lease dated as of July 14, 2006 and further assigned as of October 3, 2016, now this ground lease known as AC property-Arts Center rail station is amended and extended between MARTA and AC Property Owners, L.P. a Delaware limited partnership. The previous expiration date of August 31, 2083 was extended to a new expiration date of August 1, 2117, resulting in additional compensation paid to MARTA in the amount of \$6,500.

Capital Event Participation Rent / Avondale Station Project

MARTA and Development Authority of the City of Decatur entered into a lease Agreement to develop the lease property as a Transit Oriented development in 2016. It was amended in November 2018, which extended the lease to 99 years from November 2018 and Lessee paid MARTA \$525.

Capital Event Participation Rent / Edgewood-Candler Park Station Project

MARTA (Landlord) acknowledged a sublease agreement amendment made between Edgewood TOD Master, LLC ("Sublessor") and Moving In the Spirit, Inc. ("Sublessee") in September, 2018. Landlord, Sublessor, and Sublessee have now determined that the allocation of value with respect to the Base Premises (Edgewood-Candler Park Station Project), as reflected in the Terms, was an incorrect allocation of the overall appraised value reflected in the 2014 Appraisal. Sublessor and Landlord have made corresponding corrections to the Base Lease. The parties agree Sublessee shall deliver a portion of the Sublease payment equal to \$525 to Landlord (MARTA).

METROPOLITAN ATLANTA RAPID TRANSIT AUTHORITY
Notes to the Financial Statements
June 30, 2024
(Dollars in Thousands)

11. LONG TERM LEASES AND SUBSCRIPTION-BASED INFORMATION TECHNOLOGY ARRANGEMENTS (SBITAs) (continued)

Resurgens Plaza South Inc. Lease

MARTA and Resurgens Plaza South Inc. entered into a Lease Agreement for Johnsontown South Site dated May 29, 1984. It was amended in 2017, which extended the lease to 99 years. Upon completion of the transaction, the Resurgens Plaza South Inc. paid MARTA \$4,250 on July 17, 2017.

Lessee

MARTA is a lessee for non-cancellable series of leases that include radio antenna sites, office space, insertion equipment, copiers, and WAN connectivity for remote sites. MARTA uses the borrowing rates established by PFM Financial Advisors, LLC.

MARTA reduces the lease liability as payments are made and recognized an outflow of resources for interest on the liability. The right-to-use lease assets are also amortized over shorter of the lease agreement or the useful life of the leased assets. The lease liability is reported as part of other liabilities on the statement of net position.

MARTA recognized \$20,255 in liability reductions and \$970 in interest expense, related to the payments associated with the leases in fiscal year 2024.

Future lease payments and interest are scheduled to be paid under non-cancellable leases as follows:

Fiscal Years	Principal Payments	Interest Payments	Total
2025	\$ 4,610	\$ 565	\$ 5,175
2026	4,938	435	5,373
2027	4,960	300	5,260
2028	5,053	163	5,216
2029	2,316	41	2,357
2030 - 2034	830	62	892
2035	107	2	109
Total	\$ 22,814	\$ 1,568	\$ 24,382

METROPOLITAN ATLANTA RAPID TRANSIT AUTHORITY
Notes to the Financial Statements
June 30, 2024
(Dollars in Thousands)

11. LONG TERM LEASES AND SUBSCRIPTION-BASED INFORMATION TECHNOLOGY ARRANGEMENTS (SBITAs) (continued)

LILo Lease

MARTA entered into various LILo arrangements related to the leasing and subleasing of MARTA's rail cars, rail lines, and a rail maintenance facility. These agreements provide for the lease of certain Authority's rail capital assets to a financial party lessee and the sublease of such capital assets back to MARTA for a specified term.

The net present value of the future sublease payments has been recorded as lease obligations. The funds invested in U.S. Agency Bonds and Notes and Guaranteed Investment Contracts to fund these future lease obligations as they come due have been recorded as Investments Held to Pay Capital Obligations. Unrealized and realized gains and losses on these investments are recorded as non-operating revenues and expenses in the Statement of Revenues, Expenses, and Changes in Net Position.

The following table summarizes MARTA's outstanding lease/leaseback transactions as of the respective transaction dates:

Lease Date	Property	Fair Value At Closing Date	Prepayment Received on Head Lease from the Equity	Amount Invested to Satisfy Sublease Obligation	Cash Benefit Net of Fees	Repurchase Option Date	Sublease Termination Date
9/29/2005	30 Breda CQ 312 Rail Cars	\$ 93,300	\$ 16,274	\$ 11,376	\$ 3,839	1/2/2034	12/15/2034
9/29/2005	10 Breda CQ 312 Rail Cars	\$ 31,500	\$ 5,488	\$ 3,793	\$ 1,333	1/2/2034	12/15/2034

METROPOLITAN ATLANTA RAPID TRANSIT AUTHORITY
Notes to the Financial Statements
June 30, 2024
(Dollars in Thousands)

11. LONG TERM LEASES AND SUBSCRIPTION-BASED INFORMATION TECHNOLOGY ARRANGEMENTS (SBITAs) (continued)

The following table shows the net book value of the rail cars under the lease/leaseback transactions as of June 30, 2024:

Lease Date	Property	Net Book Value
9/29/2005	40 Breda CQ 312 Rail Cars	\$ 19,777

American Insurance Group ("AIG") and Ambac were participants in most of these structured lease transactions. The downgrade of AIG and Ambac ratings triggered, at the option of the counterparties, replacement of the Payment Undertaking Agreements and the surety bonds for 18 of the 19 transactions.

Of the 18 transactions that fell below the threshold, replacement was requested for 16. None of MARTA's counterparties in these transactions declared a default.

The lease arrangements include various buyout option dates. Beginning in January 2018 and ending in January 2034, MARTA must execute its intent to buy out the head lease to terminate the LILo agreements. Management has created a schedule of the various buyout option dates and has coordination activities in place to monitor the execution of these options.

There is no scheduled payment for the remaining LILo arrangement until January 2033.

The following is a schedule by year of the future minimum lease payments under these LILo arrangements as of June 30, 2024.

Fiscal Years

2033	\$ 723
2034	8,733
2035	24,584
Present value of net minimum lease payments	\$ 34,040
Less: current principal maturities	—
Obligations under lease - long term	<u>\$ 34,040</u>

The liability of these leases changed in 2024 and 2023 as follows:

Outstanding - June 30, 2023	\$ 32,424
Net change in obligation	1,616
Outstanding - June 30, 2024	<u>\$ 34,040</u>

METROPOLITAN ATLANTA RAPID TRANSIT AUTHORITY
Notes to the Financial Statements
June 30, 2024
(Dollars in Thousands)

11. LONG TERM LEASES AND SUBSCRIPTION-BASED INFORMATION TECHNOLOGY ARRANGEMENTS (SBITAs) (continued)

Deferred Inflow Related to LILO Lease

From the years ended June 30, 2001 to 2007, MARTA entered into several agreements to lease several of its rail cars; the Avondale Rail Maintenance Facility, the East Rail Line (from Five Points station to Indian Creek station), and the South Rail Line (from Five Points station to Airport station). MARTA then leased these same assets back from the third-party investors as a capital sublease. The effect of the transaction was to transfer the tax benefits of ownership to the investors; in exchange, MARTA received cash consideration equal to the difference between the lease and sublease payments. The total consideration net of expenses as of June 30, 2007 was \$105,300. Since that time, a number of these arrangements have been terminated. MARTA is required to maintain the cars and the stations at an operating level over the life of the sublease as specified in the terms of the lease agreements. Because of the ongoing maintenance and renovation expenditures required to meet this operating level, the net proceeds were recorded as unearned and are being amortized over the life of the respective leases (approximately 18.5 years to 32 years) on a straight-line basis.

The deferred tax benefit sold amount is recorded as deferred inflow of resources over the life of the lease. The deferred inflow as of June 30, 2024 is \$1,370.

Subscription-Based Information Technology Arrangements

MARTA has Subscription-Based Information Technology Arrangements (SBITAs) contracts with various vendors. These contractual agreements that convey control of the right to use a third-party's information technology (IT) software, alone or in combination with tangible capital assets (the underlying IT assets), as specified in the contract for a minimum contractual period of greater than one year, in exchange or exchange-like transaction. MARTA uses various SBITA assets that it contracts through cloud computing arrangements, such as software as a service and platform as a service. The related obligations are presented in the amounts equal to the present value of subscription payments, payable during the remaining SBITA term. Subsequently, a SBITA liability is reduced by the principal portion of the SBITA payments. In addition, an outflow of resources for interest on the liability is also recognized.

Upon entering an agreement, MARTA recognizes a right-to-use SBITA amount and a liability. The SBITA liability is initially measured at the present value of payments expected to be paid over the life of the SBITAs using incremental borrowing rates. Subsequently, a SBITA liability is reduced by the principal portion of the SBITA payments. The SBITA liability is reported as part of other liabilities in the statement of net position. In addition, an outflow of resources for interest on the liability is also recognized.

SBITA assets are amortized over the shorter of the estimated useful life of the asset or the contract term.

In fiscal year 2024, MARTA recognized \$1,707, in liability reductions and \$202 in interest payments.

METROPOLITAN ATLANTA RAPID TRANSIT AUTHORITY
Notes to the Financial Statements
June 30, 2024
(Dollars in Thousands)

11. LONG TERM LEASES AND SUBSCRIPTION-BASED INFORMATION TECHNOLOGY ARRANGEMENTS (SBITAs) (continued)

Future payments and interest are scheduled to be paid under non-cancellable leases as follows:

Fiscal Years	Principal Payments	Interest Payments	Total
2025	\$854	\$18	\$872
2026	121	3	124
Total	<u>\$975</u>	<u>\$21</u>	<u>\$996</u>

12. PENSION PLANS

Defined Benefits Pension Plan

Plan Description - MARTA maintains two defined benefit pension plans, one Non-Represented Pension Plan (the "Non-Rep Plan") and one MARTA/ATU Local 732 Employees Retirement Plan, (the "Union Plan"). All plans are single employer plans.

The Non-Rep Plan covers all non-union employees hired before January 1, 2005 and Transit Police employees hired before January 1, 2015 and transfers from the Union Plan prior to January 1, 2018. The Non-Rep Plan has been subsequently closed to all employees and non-union new hires are covered in a defined contribution plan.

The Union Plan provides pension for all members of Division No. 732 of the Amalgamated Transit Union (ATU) and nonmembers who are represented by the Union for bargaining purposes. Union employees are eligible to participate in the Union Plan upon the completion of 60 days of full-time employment.

The funding methods and determination of benefits for the defined benefit plans were established by the MARTA Act creating such plans and, in general, provide that pension funds are to be accumulated from employee contributions, MARTA contributions, and income from the investment of accumulated funds.

The fiduciary net position, as well as additions to and deductions from the fiduciary net position, of the pension plans have been determined on the same basis as they are reported by the plans. The financial statements of the plans were prepared using the accrual basis of accounting.

METROPOLITAN ATLANTA RAPID TRANSIT AUTHORITY
Notes to the Financial Statements
June 30, 2024
(Dollars in Thousands)

12. PENSION PLANS (continued)

Member and employer contributions are recognized when due, pursuant to formal commitments and statutory requirements. Benefits and refunds of employee contribution are recognized when due and payable in accordance with the statutes governing the plans. Expenses are recognized when the liability is incurred, regardless of when payment is made. Investments are reported at fair value on a trade-date basis. The fiduciary net position of each of the Union and Non-Rep plans are reflected in the measurement of the plans' net pension liability, net pension assets, deferred outflows and inflows of resources related to pension, and pension expense. Both the Union and the Non-Rep Plans measurement dates and fiscal year ends are December 31, 2023.

Each plan is administered by a pension retirement committee. Each plan issues a publicly available financial report that includes financial information for that plan. The reports may be obtained by writing the plans at the addresses below:

Non-Represented Pension Plan
2424 Piedmont Road NE
Atlanta, GA 30324
404) 848-4143

MARTA/ATU Local 732
Employees Retirement Plan
Administered by:
Zenith American Solutions
100 Crescent Centre Parkway
Tucker, GA 30084
(678) 221-5012

Benefits Provided - The MARTA plans provide the retirement, disability, and death/survivor benefits. The retirement benefits are calculated under a step-rate benefit formula based on final average compensation and multiplied by factors related to length of continuous service. All modifications to the pension plans must be supported by actuarial analysis and receive approval from MARTA's Board of Directors and the pension retirement committees.

Normal retirement under the Union Plan occurs when a participant reaches age 65 with ten years of credit service. For the Non-Rep Plan, the participant must complete five years of credited service and attain age 62. Disability retirement benefits are determined in the same manner as retirement benefits. The continuation of retirement benefits to the participant's designated beneficiary is also provided by both plans. An employee who leaves MARTA may withdraw his or her contributions, plus any accumulated interest.

METROPOLITAN ATLANTA RAPID TRANSIT AUTHORITY
Notes to the Financial Statements
June 30, 2024
(Dollars in Thousands)

12. PENSION PLANS (continued)

Plan Membership - Below are the total employees and retirees covered under the Union Plan and the Non-Rep Plan for the plan as:

	December 31, 2023		
	Union Plan	Non-Rep Plan	Combined
Inactive plan members or beneficiaries currently receiving benefits	2,316	1,484	3,800
Inactive plan members entitled to but not yet receiving benefits	457	142	599
Active plan members	2,607	230	2,837
Total	<u>5,380</u>	<u>1,856</u>	<u>7,236</u>

Contributions - MARTA is required to contribute an actuarial determined amount annually to the pension plans. The required contributions amount is determined by an actuary using actuarial methods and assumptions approved by the pension/retirement committee and an additional amount to fund the unfunded accrued liability.

For the year ended June 30, 2024, MARTA contributed \$18,186 and plan participants contributed \$1,469 to the Non-Rep Plan. For the year ended June 30, 2024, MARTA contributed \$11,757 and plan participants contributed \$6,379 to the Union Plan.

Net Pension Liability (Asset) - The net pension liability (asset) at June 30, 2024 was measured as of December 31, 2023 for both the Union Plan and Non-Rep Plan. The total pension liability used to calculate the net pension liability was determined by an actuarial valuation as of January 1, 2024 for the Non-Rep Plan and as of January 1, 2023, rolled forward to December 31, 2023 for the Union Plan. The reporting date for both plans is June 30, 2024. At June 30, 2024, MARTA reported a net pension liability of \$94,323 for the Non-Rep Plan and net pension asset of \$(17,568) for the Union Plan.

Actuarial Assumptions - Actuarial valuations involve estimates of the value of reported amounts and assumptions about the probability of events far into the future. As results are compared to past expectations and new estimates are made about the future, actuarial determinations better reflect current and future conditions. Actuarial calculations consider a long-term perspective. Calculations for June 30, 2024 reflect the substantive plan in effect as of as of year ended December 31, 2023 and the current sharing pattern of costs between employer and employee.

METROPOLITAN ATLANTA RAPID TRANSIT AUTHORITY
Notes to the Financial Statements
June 30, 2024
(Dollars in Thousands)

12. PENSION PLANS (continued)

	Union	Non-Rep
Pension (Revenue) Expense	\$6,832	\$672
Actuarial Valuation Date	1/1/23, rolled forward to 12/31/23	1/1/24
Actuarial Cost Method	Entry Age Normal Cost Method	Individual Entry Age
Amortization Method	Level Percentage of Pay, Closed	Fixed Dollar, Closed
Remaining Amortization Period	15 Years, Closed	10 years
Asset Valuation Method	Market Value	Market Value
Actuarial Assumptions:		
Investment Rate of Return	7.00%	5.50%
Inflation	2.50%	2.50%
Projected Salary Increases:		
Plan Members	4.50%	5.50%
Transit Police	4.50%	5.50%
Cost of Living	None	None
Merit or Seniority	1.00% per year	1.00% per year
Postretirement Benefit Increases	None	None
Mortality Assumption:		
Healthy	RP-2014 Blue Collar Mortality for Healthy Lives with fully generational using 1/2 of Scale MP-2016 set forward by 1 year	RP-2014 Healthy Annuitant Mortality Tables separated by sex, Projection Scale MP-2021, fully generational.
Disabled	RP-2014 Mortality Table for Disabled Lives with fully generational using 1/2 of Scale MP-2016	None. No future mortality improvement was projected.

The assumptions listed above were based on the results of an actuarial experience study for January 1, 2023 for the Union Plan and the five years ending January 1, 2023 for the Non-Rep Plan. Assumptions were updated January 1, 2023.

Changes in Assumptions and Benefit Terms Since the Prior Measurement Date – In the Non-Rep Plan and in the Union plan, there were no changes.

Changes in Assumptions and Benefit Terms Since the Measurement Date – There were no changes in assumptions or benefit terms between the measurement date and June 30, 2024.

Discount Rate - The discount rate used to measure the total pension liability at June 30, 2024 was 7.00% for the Union Plan and 5.50% for the Non-Rep Plan. This is the long-term expected return on pension plan investments. The projection of cash flows assumes employer and plan member contributions will continue at the current rates. The fiduciary net position projects to cover all future benefit payments of current plan members based upon complete closed group cash flow analysis.

METROPOLITAN ATLANTA RAPID TRANSIT AUTHORITY
Notes to the Financial Statements
June 30, 2024
(Dollars in Thousands)

12. PENSION PLANS (continued)

Sensitivity of Net Pension Liability to Changes in the Discount Rate - The following presents the net pension liability of the plans at June 30, 2024, calculated using the discount rate of 7.00% for the Union Plan and 5.50% for the Non-Rep Plan, as well as what the individual plans' net pension (asset)/liability would be if it were calculated using a discount rate that is one percentage point lower or one percentage point higher than the current rate:

	1% Decrease Discount Rate	Current Discount Rate	1% Increase Discount Rate
Union Plan Discount Rate	6.00%	7.00%	8.00%
Plan Net Pension Liability/(Asset)	\$46,951	\$(17,568)	\$(72,580)
Non-Rep Plan Discount Rate	4.50%	5.50%	6.50%
Plan Net Pension Liability	\$154,000	\$94,323	\$44,000

METROPOLITAN ATLANTA RAPID TRANSIT AUTHORITY
Notes to the Financial Statements
June 30, 2024
(Dollars in Thousands)

12. PENSION PLANS (continued)

Long-Term Expected Rate of Return - The long-term expected rate of returns on the Union and Non-Rep Plan investments were determined using a building-block method in which best estimate ranges of expected future real rates of return are developed for each major asset class. These ranges were combined to produce the long-term expected rate of return by weighting the expected future real rates of return by the target asset allocation percentage and by adding expected inflation. Best estimates of arithmetic real rates of return for each major asset class included in the plans' target asset allocation as of June 30, 2024 are:

Asset Class	Union		Non-Rep	
	Target Allocation	Expected Rate of Return	Target Allocation	Expected Rate of Return
Domestic Large Cap Equity	20.0%	4.60%	24.00%	5.00%
Domestic Mid Cap Equity	10.0%	5.10%	n/a	n/a
Domestic Small Cap Equity	10.0%	5.70%	9.00%	5.20%
International Equity	25.0%	5.10%	24.00%	5.15%
Domestic Fixed income	30.0%	1.90%	33.00%	2.75%
Real Estate	n/a	n/a	5.00%	3.50%
Alternatives/Convertibles	5.0%	8.10%	5.00%	4.67%

METROPOLITAN ATLANTA RAPID TRANSIT AUTHORITY
Notes to the Financial Statements
June 30, 2024
(Dollars in Thousands)

12. PENSION PLANS (continued)

Changes in Net Pension Liability

		Increase (Decrease)		
		Total Pension Liability	Plan Fiduciary Net Position	Net Pension Liability/ (Asset)
		(a)	(b)	(a) - (b)
UNION PLAN				
Balance 12/31/2022		\$ 606,704	\$ 589,026	\$ 17,678
Service Cost		17,355	—	17,355
Interest		42,268	—	42,268
Difference Between Expected & Actual Experience		7,490	—	7,490
Contributions - Employer		—	10,956	(10,956)
Contributions - Employee		—	5,986	(5,986)
Net Investment Income (Loss)		—	85,417	(85,417)
Benefit Payments		(40,568)	(40,568)	—
Administrative Expenses		(603)	(603)	—
Changes in Assumptions		—	—	—
Changes in Benefit Terms		—	—	—
Other		—	—	—
Member Buybacks		—	—	—
Net Changes		25,942	61,188	(35,246)
Balance 12/31/2023		\$ 632,646	\$ 650,214	\$ (17,568)
NON-REP PLAN				
Balance at 12/31/2022		\$ 540,416	\$ 404,742	\$ 135,674
Service Cost		3,496	—	3,496
Interest		28,866	—	28,866
Difference Between Expected & Actual Experience		442	—	442
Contributions - Employer		—	23,749	(23,749)
Contributions - Employee		—	1,496	(1,496)
Net Investment Income (Loss)		—	49,234	(49,234)
Benefit Payments		(38,653)	(38,653)	—
Administrative Expenses		—	(350)	350
Changes in Assumptions		—	—	—
Changes in Benefit Terms		—	—	—
Other		—	6	(6)
Member Buybacks		—	21	(21)
Net Changes		(5,849)	35,503	(41,352)
Balance 12/31/2023		\$ 534,567	\$ 440,245	\$ 94,322

METROPOLITAN ATLANTA RAPID TRANSIT AUTHORITY
Notes to the Financial Statements
June 30, 2024
(Dollars in Thousands)

12. PENSION PLANS (continued)

Pension Expense, Deferred Outflows of Resources and Deferred Inflows of Resources Related to Pension -

For the year ended June 30, 2024, MARTA recognized pension expense of \$6,832 for the Union plan and \$672 for the Non-Rep plan.

At June 30, 2024, MARTA reported deferred outflows of resources and deferred inflows of resources related to pension from the following sources:

	Deferred Outflows of Resources		
	Union Plan	Non-Rep Plan	Combined
Net difference between projected and actual earnings on investments	\$ 27,535	\$ 18,932	\$ 46,467
Changes in benefits terms	—	—	—
Difference between expected and actual experience	5,719	—	5,719
Changes of assumptions	3,367	—	3,367
Contribution made subsequent to the measurement date	7,977	7,387	15,364
Total	<u>\$ 44,598</u>	<u>\$ 26,319</u>	<u>\$ 70,917</u>

	Deferred Inflows of Resources		
	Union Plan	Non-Rep Plan	Combined
Net difference between projected and actual earnings on investments	\$ —	\$ —	\$ —
Changes in benefits terms	—	—	—
Difference between expected and actual experience	(3,471)	—	(3,471)
Changes of assumptions	(3,003)	—	(3,003)
Total	<u>\$ (6,474)</u>	<u>\$ —</u>	<u>\$ (6,474)</u>

METROPOLITAN ATLANTA RAPID TRANSIT AUTHORITY
Notes to the Financial Statements
June 30, 2024
(Dollars in Thousands)

12. PENSION PLANS (continued)

Deferred outflows of resources of \$15,364 related to pensions resulting from contributions made subsequent to the December 31, 2023 measurement date will be recognized as a reduction of the net pension liability in the subsequent future reporting period. Other amounts reported as collective deferred outflows and deferred inflows of resources to be recognized in pension expense as follows:

Year Ending June 30	Deferred Outflows (Inflows) of Resources		
	Union Plan	Non-Rep Plan	Combined
2025	\$ 6,325	\$ 1,574	\$ 7,899
2026	10,002	8,141	18,143
2027	22,500	14,417	36,917
2028	(8,679)	(5,199)	(13,878)
Total	\$ 30,148	\$ 18,933	\$ 49,081

DEFINED CONTRIBUTION PENSION PLAN

Plan Description - MARTA maintains one defined contribution pension plan, the MARTA Non-Represented Defined Contribution Plan and Trust (the "DC Plan"). The DC Plan provides pension for all full-time non-represented employees of MARTA who were hired on or after January 1, 2005, Transit Police hired on or after January 1, 2015, and to those members of the Non-Rep Plan who elected to transfer to this plan. Covered employees were eligible to participate on the first date of employment. The plan provisions and contributions requirements are established and may be amended by the pension retirement committee after approval by resolution of the MARTA Board of Directors. The plan is administered by a pension retirement committee and Nationwide is the trustee. The DC Plan does not issue stand-alone financial statements.

Benefits Provided - The MARTA DC Plan was established to provide retirement, disability, and death/survivor benefits. Normal retirement under the DC Plan occurs when a participant reaches the age of 65. If the participant terminated on or after his normal retirement date, he will receive 100% of the account. If the participant terminated before his normal retirement date, he shall be entitled to receive the vested percentage of the account based on years of service. Notwithstanding the retirement rules above, the participant's employer contribution account shall become 100% vested and not subject to forfeiture upon the occurrence of any of the following events: when an employee reaches normal retirement age, death, or becomes disabled.

Contributions - For the year ending June 30, 2024, MARTA contributed \$6,724 and plan participants contributed \$6,660 to the DC Plan.

METROPOLITAN ATLANTA RAPID TRANSIT AUTHORITY
Notes to the Financial Statements
June 30, 2024
(Dollars in Thousands)

13. EMPLOYEE BENEFITS

DEFERRED COMPENSATION PLAN

MARTA has adopted a deferred compensation plan in accordance with Section 457 of the Internal Revenue Code (the "457 Plan").

The 457 Plan allows any employee to voluntarily defer receipt of up to 25% of gross compensation, not to exceed \$19.5 per year or if age 50 and over, not to exceed \$26 per year. All administration costs of the 457 Plan are deducted from the participant's account. The deferred amounts may be distributed to the employee upon retirement or other termination of employment, disability, death, or financial hardship (as defined). The 457 Plan's assets are held and administered by insurance providers. MARTA has no fiduciary relationship with the trust. Accordingly, the 457 Plan assets are not included in MARTA's Statement of Net Position.

OTHER POST EMPLOYMENT BENEFITS (OPEB)

Plan Description - In addition to providing pension benefits, MARTA provides certain health care benefits for retirees who meet retirement requirements, provide an employee share of premiums for health coverage and retired under one of the defined benefits pension plans. The union retiree benefits are collectively bargained. The Non-Represented retiree benefits are not contractually guaranteed. The MARTA OPEB Trust Plan (OPEB Trust or OPEB Plan) is a single-employer plan. The plan is administered by the OPEB Committee. The four MARTA positions that are members of the OPEB Committee are: Chief Financial Officer, Assistant General Manager of Human Resources, Chief Counsel and Controller. There is not a separate GAAP-based audited set of financial statements for the OPEB Plan.

Healthcare benefits are available to normal, early or disability retirees from retirement up to age 65. Spouses are eligible for coverage only while the participant is covered. Eligibility requirements for healthcare coverage for Union participants retiring with a reduced pension is 75 points. Healthcare coverage for Non-Represented participants, including Police Officers, is only available for those hired prior to July 1, 2004, and they must have a least 10 years of service upon retirement.

The fiduciary net position of the OPEB plan is reflected in the measurement of the plan's net OPEB liability, deferred outflows, deferred inflows and OPEB expense. The OPEB Plan actuarial valuation date is June 30, 2022, carried forward to June 30, 2023 and the measurement date is June 30, 2023.

Benefits Provided – OPEB benefits include medical, vision, dental and pharmaceutical coverage along with basic life and critical illness insurances, retiree transit pass and long-term disability benefits for Non-Represented retiree.

Life insurance and retiree transit pass benefits continue for life. Retirees may select from several health plans and pay a portion of the cost of benefits. Critical Illness benefits are provided based on type of health plan.

METROPOLITAN ATLANTA RAPID TRANSIT AUTHORITY
Notes to the Financial Statements
June 30, 2024
(Dollars in Thousands)

13. EMPLOYEE BENEFITS (continued)

Plan Membership - Below are the total employees and retirees covered under the OPEB Plan for the actuarial plan year ended June 30, 2023:

	<u>Union</u>		<u>Non-Rep</u>		<u>Combined</u>	
	<u>Healthcare</u>	<u>Life Insurance</u>	<u>Healthcare</u>	<u>Life Insurance</u>	<u>Healthcare</u>	<u>Life Insurance</u>
Inactive Plan Members or Beneficiaries	269	2,602	234	1,422	503	4,024
Active Plan Members	2,558	2,678	161	250	2,719	2,928
	<u>2,827</u>	<u>5,280</u>	<u>395</u>	<u>1,672</u>	<u>3,222</u>	<u>6,952</u>

Contributions – The normal annual costs of the plan are funded by employer and retiree contributions that are pay as you go. MARTA maintains a trust for future OPEB funding above the pay as you go. However, no benefits have been paid from the OPEB Trust. MARTA contributed \$10,692 to the OPEB Trust for the fiscal year ending June 30, 2024.

Net OPEB Liability - The liability of employers and contributing entities to employees for post employment benefits other than pensions (other post-employment benefits or OPEB) provided under the MARTA OPEB Plan. It is the difference between the Total OPEB Liability and the Plan Fiduciary Net Position. At June 30, 2023, MARTA reported a net OPEB liability of \$28,901.

Discount Rate - The discount rate used to measure the Total OPEB Liability for the Plan Year ending June 30, 2023, is 6.5%. This rate is based on the long-term expected yield rate on current and expected future assets. A separate cash flow projection, if employer contributions will continue at the current rates, shows the OPEB Plan's projected Fiduciary Net Position being greater than the benefit payments projected for each future period assuming this pattern continues. Therefore, the long-term expected rate of return on Plan Investments was applied to all periods of projected benefit payments to determine the Total OPEB Liability.

Actuarial Assumptions - Actuarial valuations involve estimates of the value of reported amounts and assumptions about the probability of events far into the future. Actuarial calculations consider a long-term perspective. Calculations reflect the substantive plan in effect as of year ending June 30, 2023, and the current sharing pattern of costs between employer and employee. As results are compared to past expectations and new estimates are made about the future, actuarial determinations better reflect current and future conditions.

METROPOLITAN ATLANTA RAPID TRANSIT AUTHORITY
Notes to the Financial Statements
June 30, 2024
(Dollars in Thousands)

13. EMPLOYEE BENEFITS (continued)

Changes in Assumptions and Benefit Terms Since the Prior Measurement Date - The inflation rate increased from 2.25% to 2.50% and the healthcare cost trend rate remained 7.25%. Additionally, retirement rates for the Represented group were adjusted to be in accordance with the pension plan. Mortality rates and salary scale have been updated for the Non-Represented group to be in accordance with the pension plan.

The following assumptions are for the OPEB plan and were based on the results of an actuarial experience study for the period ending June 30, 2023.

Discount Rate:	6.5%			
Investment Rate of Return:	6.5%			
Inflation Rate:	2.50%			
Healthcare Cost Trend:	7.25% for 2023-24 PY and decreases to an ultimate rate of 5.0% by PY 2032-33			
Election on Health Care Coverage	100% of eligible active employees will elect coverage and 10% of eligible retirees who previously opted out will elect coverage			
Dependents Coverage	Non-spouse dependent coverage was not assumed			
New Entrant Assumption	An open group projection has been employed for developing expected liabilities and benefit payouts			
Age of Participants with Unrecorded Dates of Birth	Average age of Participants with recorded dates of birth and the same vested status			
Healthcare Trend Rates	<u>Year</u>	<u>Trend</u>	<u>Year</u>	<u>Trend</u>
	2023-24	7.25%	2029-30	5.75%
	2024-25	7.00%	2030-31	5.50%
	2025-26	6.75%	2031-32	5.25%
	2026-27	6.50%	2032 and after	5.00%
	2027-28	6.25%		
	2028-29	6.00%		
Health Care Age Based Cost Adjustment	<u>Age</u>		<u>Claims Graduation</u>	
	Less than 55		3.3%	
	55 - 59		3.6%	
	60 - 64		4.2%	
Long Term Disability	75% of qualifying participants will be permanently disabled and 25% will experience 4 years of disability.			
Retiree Transit Pass Election Rate	70% of retirees will apply for the Retiree Pass			
Retiree Transit Pass Usage	2 rides per month with 37% usage			

METROPOLITAN ATLANTA RAPID TRANSIT AUTHORITY
Notes to the Financial Statements
June 30, 2024
(Dollars in Thousands)

13. EMPLOYEE BENEFITS (continued)

UNION PLAN

Mortality Rates

Pre- and Post-Retirement:

RP-2014 Blue Collar Mortality Table with fully generational projection using ½ of Scale MP-2016 set forward by 1 year

Post-Disablement:

RP-2014 Disabled Mortality Table with fully generational projection using ½ of Scale MP-2016, Fully Generational

Salary Scale:

4.5% compounded annually

Withdrawal Rates - Sample Rates as Shown

	<u>Service</u>			
<u>Age</u>	<u>≤ 2 Years</u>	<u>2 - 4 Years</u>	<u>4 + Years</u>	
20	16.19%	10.86%	0.00%	
30	16.75%	10.39%	6.42%	
40	14.32%	7.92%	4.60%	
50	14.04%	6.81%	4.07%	
60	12.27%	6.00%	1.62%	

Retirement Ages - Rates as Shown

<u>Age</u>	<u>5-10 YOS</u>	<u>10-15 YOS</u>	<u>15+ YOS</u>
52-57	4.2%	3%	3%
58-61	4.2%	3%	15%
62-64	4.2%	9%	24%
65-71	15%	24%	24%
72+	100%	100%	100%

Healthcare Claims Cost

<u>Age</u>	<u>Cost</u>
50	\$971
55	\$1,142
60	\$1,370
64	\$1,615

METROPOLITAN ATLANTA RAPID TRANSIT AUTHORITY
Notes to the Financial Statements
June 30, 2024
(Dollars in Thousands)

13. EMPLOYEE BENEFITS (continued)

NON-REPRESENTED PLAN

Mortality Rates

Pre- and Post-Retirement: RP-2014 Employee and Healthy Annuitant Mortality Tables, separate by sex, Projection Scale MP-2021 from 2007, Fully Generational

Post-Disablement: RP-2014 Disabled Annuitant Mortality Tables, separate by sex, Projection Scale MP-2021 from 2007, Fully Generational

Salary Scale: 5.5% compounded annually for Police, 3.0% for all others

Withdrawal Ages - Sample Rates as Shown

<u>Age</u>	<u>Non-Police</u>	<u>Transit Police</u>	
		<u>Under 5 YOS</u>	<u>5 YOS or more</u>
30	9.26%	16.7%	7.4%
35	6.14%	11.1%	4.9%
40	3.38%	7.9%	2.7%
45	2.63%	6.1%	2.1%

	<u>Rate</u>	
	<u>Non-Police</u>	<u>Police</u>
Retirement Ages - Rates as Shown		
40-49	5%	
50	10%	30%
51-54	10%	20%
55	12%	50%
56-61	20%	20%
62	60%	100%
63-64	30%	
65	40%	
66	100%	

<u>Age</u>	<u>Cost</u>
Healthcare Claims Cost (Monthly)	
50	\$1,008
55	\$1,185
60	\$1,423
64	\$1,678

METROPOLITAN ATLANTA RAPID TRANSIT AUTHORITY
Notes to the Financial Statements
June 30, 2024
(Dollars in Thousands)

13. EMPLOYEE BENEFITS (continued)

Sensitivity of Net OPEB Liability to Changes in the Discount Rate - The following presents the net OPEB liability of the plan, calculated using the discount rate of 6.5%, as well as what the individual plans' net OPEB liability would be if it were calculated using a discount rate that is one percentage point lower or one percentage point higher than the current rate:

	1% Decrease	Current Discount Rate	1% Increase
	5.5%	6.5%	7.5%
Total OPEB Liability (TOL)	\$ 151,634	\$ 142,043	\$ 133,370
Plan Fiduciary Net Position	113,142	113,142	113,142
Plan Net OPEB Liability	<u>\$ 38,492</u>	<u>\$ 28,901</u>	<u>\$ 20,228</u>
Plan Fiduciary Net Position as a Percentage of the TOL	74.6%	79.7%	84.8%

Sensitivity of the Net OPEB Liability to Changes in the Healthcare Cost Trend Rates - The following presents the net OPEB liability of the Plan, calculated assuming the current healthcare cost trend rates is 1-percentage-point lower (6.25% decreasing to 4.0%) or 1-percentage-point higher (8.25% decreasing to 6.0%) than the current rate:

	1% Decrease	Current Healthcare Cost Trend Rates	1% Increase
	6.25% decreasing to 4.0%	7.25% decreasing to 5.0%	8.25% decreasing to 6.0%
Total OPEB Liability (TOL)	\$ 134,254	\$ 142,043	\$ 150,777
Plan Fiduciary Net Position	113,142	113,142	113,142
Plan Net OPEB Liability	<u>\$ 21,112</u>	<u>\$ 28,901</u>	<u>\$ 37,635</u>
Plan Fiduciary Net Position as a Percentage of the TOL	84.3%	79.7%	75.0%

METROPOLITAN ATLANTA RAPID TRANSIT AUTHORITY
Notes to the Financial Statements
June 30, 2024
(Dollars in Thousands)

13. EMPLOYEE BENEFITS (continued)

Long-Term Expected Rate of Return – The building-block method determines the long-term expected rate of return on OPEB plan investments. The method weights best estimate of expected future real rates of return for each major asset class. Multiplying the weights by the target asset allocation percentage and adding expected inflation produces the long-term expected rate of return. The discount rate used to measure the total OPEB liability was 6.5%. Best estimates of arithmetic real rates of return for each major asset class included in the plans' target asset allocation as of June 30, 2023, are:

<u>Asset Class</u>	<u>Target Allocation Percentage</u>	<u>Long-term Expected Real Rate of Return</u>
Domestic Equity - Large Cap	37%	7.25%
Domestic Equity - Small/Mid Cap	8%	7.45%
International Equity	30%	7.45%
Domestic Fixed income	25%	4.25%
	<u>100%</u>	

METROPOLITAN ATLANTA RAPID TRANSIT AUTHORITY
Notes to the Financial Statements
June 30, 2024
(Dollars in Thousands)

13. EMPLOYEE BENEFITS (continued)

Changes in Net OPEB Liability

	Total OPEB Liability	Plan Fiduciary Net Position	Net OPEB Liability
	(a)	(b)	(a) - (b)
Balances at June 30, 2022	\$ 187,098	\$ 98,830	\$ 88,268
Changes for the year:			
Service Cost	7,161	—	7,161
Interest on TOL, Service Cost and Benefit Payments	12,627	—	12,627
Difference between Expected and Actual Experience	(50,209)	—	(50,209)
Employer Contributions	—	10,692	(10,692)
Active Employee Contributions *	—	—	—
Net Investment Income	—	12,312	(12,312)
Benefit Payments	(8,692)	(8,692)	—
Administrative Expenses	—	—	—
Changes in Plan Assumptions	(5,944)	—	(5,944)
Changes in Plan Benefits	—	—	—
Other Changes	—	—	—
Net Changes	(45,055)	14,312	(59,367)
Balances at June 30, 2023	\$ 142,043	\$ 113,142	\$ 28,901

*Active employees do not contribute to the OPEB plan.

METROPOLITAN ATLANTA RAPID TRANSIT AUTHORITY
Notes to the Financial Statements
June 30, 2024
(Dollars in Thousands)

13. EMPLOYEE BENEFITS (continued)

OPEB Expense, Deferred Outflows of Resources and Deferred Inflows of Resources Related to OPEB –

For the year ended June 30, 2024, MARTA recognized OPEB expense of \$7,887.

At June 30, 2024, MARTA reported deferred outflows of resources and deferred inflows of resources related to OPEB from the following sources:

	<u>Deferred Outflows of Resources</u>	<u>Deferred Inflows of Resources</u>
Balance of Deferred Outflows and Inflows Due to:		
Difference between expected and actual experience	\$ —	\$ (44,892)
Net difference between projected and actual earnings on investments	4,447	—
Changes of assumptions	—	(6,981)
Employer contribution subsequent to the measure date	9,666	—
Total	<u>\$ 14,113</u>	<u>\$ (51,873)</u>

Deferred outflows of resources of \$9,666 related to OPEB resulting from contributions made subsequent to the measurement date will be recognized as a reduction of the net OPEB liability in the subsequent future reporting period. Other amounts reported as collective deferred outflows and deferred inflows of resources to be recognized in OPEB expense as follows:

<u>Year Ending June 30:</u>	<u>Deferred Outflows (Inflows) of Resources</u>
2024	\$ (20,240)
2025	(14,616)
2026	(9,906)
2027	(2,664)
Total	<u>\$ (47,426)</u>

Changes in Assumptions and Benefit Terms Since the Measurement Date – There were no changes in assumptions or benefit terms between the measurement date and June 30, 2024.

METROPOLITAN ATLANTA RAPID TRANSIT AUTHORITY
Notes to the Financial Statements
June 30, 2024
(Dollars in Thousands)

13. EMPLOYEE BENEFITS (continued)

Detailed information about the OPEB Plan fiduciary net position is listed below:

Investments	Valuation Measurement Method	2023
US Equities	Fair Value - Level 1	\$ 65,226
International Equities	Fair Value - Level 1	31,223
Domestic Bonds	Fair Value - Level 2	12,590
Short-Term Investments	Fair Value - Level 1	4,181
Total Assets		113,220
Liabilities		78
Net Asset Available for Benefits		\$ 113,142

Annual Money-Weighted Rate of Return

12.50%

Concentration of Credit Risk - The risk of loss that may be attributed to the magnitude of a government's investment in a single issuer. The OPEB Plan Investment Policy establishes a long-term strategic asset allocation that mitigates overall expected portfolio risk (volatility) and maximizes expected return. The plan does not limit the percentage of involvement in any single issuer.

Custodial Credit Risk - For an investment, custodial credit risk is the risk that, in the event of the failure of the counterparty, the OPEB Plan will not be able to recover deposits or will not be able to recover collateral securities that are in the possession of an outside party. Of the OPEB Plan's investments at June 30, 2023, all the securities are held by a trustee and are in the name of the OPEB Plan.

Foreign Currency Risk - The risk that changes in exchange rates will adversely impact the fair value of an investment. The OPEB Plan holds \$31,223 of investments that are exposed to this risk.

Interest Rate Risk - Is the risk that changes in interest rates will adversely affect the fair value of an investment. OPEB Trust adopted a long-term investment horizon such that the chances and duration of investment losses are carefully weighed against the long-term potential for appreciation of assets. The plan currently maintains the interest rate risk and consistent with its long-term investment horizon.

Credit Risk - Investments are subject to credit risk, which is the chance that an issuer will fail to pay principal or interest in a timely manner, or that negative perceptions of the issuer's ability to make these payments will cause price to decline. The tables above summarize the fair value of investments that are included in the restricted and unrestricted cash and investments and the related credit ratings. OPEB Plan maintains policies to manage credit risks, which include requiring minimum credit ratings issued by nationally recognized statistical rating organizations and maintaining diversified investments using target asset allocation ranges encompassing a long-term perspective.

METROPOLITAN ATLANTA RAPID TRANSIT AUTHORITY
Notes to the Financial Statements
June 30, 2024
(Dollars in Thousands)

14. FIDUCIARY - OTHER POST EMPLOYMENT BENEFITS (OPEB)

	Other Post Employment Benefits
ASSETS	
Investments at Fair Value:	
Equities	\$ 112,036
Fixed Income	14,315
Short-term Investments	2,594
Total Investments	<u>128,945</u>
 Total Assets	 <u><u>\$ 128,945</u></u>
LIABILITIES	
Due to Brokers	\$ 60
Total Liabilities	<u>60</u>
NET POSITION	
Restricted for:	
Post Employment Benefits other than Pensions	<u>128,885</u>
Total Net Position	<u><u>128,885</u></u>
 Total Liabilities and Net Position	 <u><u>\$ 128,945</u></u>

METROPOLITAN ATLANTA RAPID TRANSIT AUTHORITY
Notes to the Financial Statements
June 30, 2024
(Dollars in Thousands)

14. FIDUCIARY - OTHER POST EMPLOYMENT BENEFITS (OPEB) (continued)

	Other Post Employment Benefits
ADDITIONS	
Contributions:	
Employee	\$ 1,506
Employer	9,666
Total Contributions	<u>11,172</u>
Investment Income	
Interest and Dividends	2,134
Net Increase (Decrease) in Fair Value of Investments	11,720
Total Investment Earnings (Loss)	<u>13,854</u>
Less Investment Costs	
Investment Activity Costs	165
Net Investment Earnings (Loss)	<u>13,689</u>
Total Additions	<u>24,861</u>
DEDUCTIONS	
Medical, Dental, and Life Insurance for Retirees	9,172
Total Deductions	<u>9,172</u>
Net increase (decrease) in Fiduciary Net Position	15,689
NET POSITION RESTRICTED	
Net Position, July 1	113,196
Net Position, June 30	<u><u>\$ 128,885</u></u>

METROPOLITAN ATLANTA RAPID TRANSIT AUTHORITY

Notes to the Financial Statements

June 30, 2024

(Dollars in Thousands)

15. RISK MANAGEMENT

MARTA is exposed to various risks of loss related to torts, theft of, damage to, or destruction of assets; errors or omissions; injuries to employees; or acts of God. MARTA is self-insured for workers' compensation claims up to \$5,000 per occurrence; automobile liability claims, and public liability and property damage claims up to \$10,000 per occurrence. MARTA carries excess insurance coverage for amounts exceeding the self-insured retentions. For property insurance the limits over the self-insured retention of \$ 5,000 are \$ 350,000 and for casualty insurance, the limits over the self-insured retention are \$150,000.

There have been no significant reductions in insurance coverage during the year ended June 30, 2024 and the amount of claims settlements did not exceed insurance coverage in any of the past three years.

The changes in the liabilities for self-insurance for the year ended June 30, 2024 were as follows:

	Workers' Compensation	Public Liability and Property	Total
Balance, June 30, 2022	\$ 26,818	\$ 26,674	\$ 53,492
Incurred claims, net of any changes in estimates	8,301	28,200	36,501
Payments	(10,613)	(20,536)	(31,149)
Balance, June 30, 2023	24,506	34,338	58,844
Incurred claims, net of any changes in estimates	17,605	25,938	43,543
Payments	(12,556)	(22,052)	(34,608)
Balance, June 30, 2024	<u>\$ 29,555</u>	<u>\$ 38,224</u>	<u>\$ 67,779</u>
Due within one year	<u>\$ 11,715</u>	<u>\$ 12,430</u>	<u>\$ 24,145</u>

Liabilities are reported when it is probable that a loss has occurred, and the amount of the loss can be reasonably estimated. Liabilities include an amount for claims that have been incurred but not reported and incremental claims adjustment expenses.

Claim liabilities are calculated considering the effects of inflation, recent claim settlement trends including frequency and amount of payouts, and other economic and social factors.

MARTA also provides employee health insurance which includes medical, vision, pharmacy drugs, dental, critical illness, and life insurance. All the medical plans have both specific and aggregate stop loss insurance coverage.

METROPOLITAN ATLANTA RAPID TRANSIT AUTHORITY
Notes to the Financial Statements
June 30, 2024
(Dollars in Thousands)

16. COMMITMENTS AND CONTINGENCIES

Commitments - MARTA's long-range plan provides for the planning, construction, financing, and operation of a rapid transit system in multiple phases, consisting of approximately 60 miles of double track and 45 stations, of which 47.6 miles and 38 stations were in service June 30, 2024. At June 30, 2024, MARTA was committed to future capital expenditures for various other projects including expansion efforts.

The Federal Transit Administration (FTA) provided \$2,026,307 in federal funds to support the construction of the current rail system. Four grants totaling \$1,232,400 in federal funds was used for the construction of Phase A (13.7 miles) and Phase B (9.7 miles). Meanwhile, \$290,318 in federal funds for Phase C (10.6 miles), \$133,400 for Phase D (10.3 miles), and \$370,189 for Phase E (3.0 miles). The remaining costs of the system has been financed through sales and use tax revenues, sales tax revenue bonds, and investment income

FTA has also authorized other grant funds for the construction of a bus rapid transit (BRT) system, bus transit facilities, buses, replacement and rehabilitation of transit operating equipment, development work for construction support techniques, upgrading the fire protection system, renovation of the track system, and other purposes not directly related to the rail construction program.

MARTA plans to fund its committed projects through the unencumbered capital portion of its sales tax, future new bond proceeds, issuance of short-term variable rate debt, and federal and state capital grants.

Federal funding may vary per awarding agency and award type. However, most current grant awards are shared with 80% federal funding and a 20% local match.

MARTA also has lease and interest revenue and capital reserves available to supplement its needs.

Contingencies - MARTA is a defendant in several lawsuits relating to alleged personal injuries and alleged damages to property and business as a result of its operations. Claims have also been filed with MARTA that relate to disputes between MARTA and various contractors under contracts that MARTA had entered prior to fiscal year 2024. Claims that are measurable and probable have been reflected in the financial statements.

In addition, FTA periodically audits costs relating to the federal grants. Any costs that are ultimately determined to be non-allowable under the provisions of a federal capital grant will require funding from local funds. The outcome of the above matters is not presently determinable; however, management believes the ultimate resolution of these matters will not materially affect the financial statements of MARTA.

Business Disruption - In March 2020, the World Health Organization declared the coronavirus (COVID-19) outbreak to be a global pandemic. COVID-19 has impacted economic activity, financial markets globally and locally and has resulted in a decrease in passenger fare revenue for the Authority for fiscal years 2020 – 2024.

Since the onset of the pandemic, both bus and rail ridership are down significantly. However, Sales Tax revenue has increased, and expenses are in line with normal year-over-year growth. To help mitigate the impact of the disruption in operations, MARTA carefully managed the COVID Relief funding received and has created comprehensive health and safety guidelines.

METROPOLITAN ATLANTA RAPID TRANSIT AUTHORITY
Notes to the Financial Statements
June 30, 2024
(Dollars in Thousands)

16. COMMITMENTS AND CONTINGENCIES (continued)

The extent to which COVID-19 impacts MARTA will depend on future developments, which are still highly uncertain and cannot be predicted. For the year ending June 30, 2024, MARTA experienced lower than budgeted ridership and remains approximately 42% below pre-pandemic levels.

17. POLLUTION REMEDIATION OBLIGATION

GASB Statement No.49, Accounting and Financial Reporting for Pollution Remediation Obligations, details the circumstances under which the estimated liability for remediation of the detrimental effects of existing pollution should be recorded in the financial statements.

MARTA has one active remediation system at one bus maintenance facility (Hamilton Boulevard). In the 1990's there were multiple releases from underground storage tank systems at the site. MARTA is currently using a dual phase extraction (DPE) system to treat groundwater and soil vapor, as required by the Georgia Environmental Protection Division (EDP). System operation, monitoring, maintenance, and sampling requirements cost around \$480 per year.

MARTA estimates that \$1,728 is its obligation to remediate the sites at the bus and maintenance facilities as of June 30, 2024 which is included in other current liabilities on the Statement of Net Position.

METROPOLITAN ATLANTA RAPID TRANSIT AUTHORITY
Required Supplementary Information
Schedule of Changes in the Net Pension Liability and Related Ratios
Year Ended June 30, 2024
(Dollars in Thousands)

UNION

Total Pension Liability:	2023	2022	2021	2020	2019
Service Cost	\$ 17,355	\$15,788	\$15,528	\$14,792	\$13,319
Interest	42,268	41,881	40,016	40,154	39,340
Change in Benefit Terms	—	—	—	—	—
Difference between Expected and Actual Experience	7,490	(6,208)	(951)	1,657	(4,694)
Change in Assumptions	—	(5,765)	13,517	—	—
Benefit Payments	(40,568)	(41,706)	(40,572)	(37,334)	(37,933)
Administrative Expense	(603)	(586)	(611)	(566)	(596)
Net Change in Total Pension Liability	\$ 25,942	\$ 3,404	\$26,927	\$18,704	\$ 9,436
Total Pension Liability					
Beginning of the Year	606,704	603,300	576,373	557,669	548,233
Net Increase (Decrease)	25,942	3,404	26,927	18,704	9,436
Total Pension Liability End of the Year	\$632,646	\$606,704	\$603,300	\$576,373	\$557,669
Plan Fiduciary Net Position:					
Employee Contributions	\$ 5,986	\$ 5,846	\$6,010	\$ 5,837	\$ 5,699
Employer Contributions	10,956	10,718	11,018	10,674	10,404
Members Buybacks	—	—	—	—	—
Net Investment Income (Loss)	85,417	(101,792)	95,020	76,215	101,948
Benefits Payments	(40,568)	(41,706)	(40,572)	(37,334)	(37,933)
Administrative Expense	(603)	(586)	(611)	(566)	(596)
Other	—	—	—	—	—
Net Change in Plan Fiduciary Net Position	\$ 61,188	\$(127,520)	\$70,865	\$54,825	\$79,521
Total Fiduciary Net Position					
Beginning of the Year	589,026	716,545	645,680	590,855	511,334
Net Increase (Decrease)	61,188	(127,520)	70,865	54,825	79,521
Total Plan Fiduciary Net Position End of the Year	\$650,214	\$589,026	\$716,545	\$645,680	\$590,855
Plan's Net Position Liability/(Asset)	\$ (17,568)	\$ 17,678	\$(113,245)	\$(69,307)	\$(33,186)
Plan Fiduciary Net Position as % of TPL	102.8%	97.1%	118.8%	112.0%	106.0%
Covered Payroll	\$135,426	\$132,490	\$136,197	\$131,937	\$128,600
Plan's NPL as % of Covered Payroll	-13.0%	13.3%	-83.2%	-52.5%	-25.8%

* The years in the column headers represent the measurement period ending December 31.

METROPOLITAN ATLANTA RAPID TRANSIT AUTHORITY
Required Supplementary Information
Schedule of Changes in the Net Pension Liability and Related Ratios
Year Ended June 30, 2024
(Dollars in Thousands)

UNION					
Total Pension Liability:	2018	2017	2016	2015	2014
Service Cost	\$13,036	\$12,199	\$11,677	\$11,476	\$11,099
Interest	38,706	37,614	38,448	35,684	35,109
Change in Benefit Terms	—	—	(1,180)	323	—
Difference between Expected and Actual Experience	(10,361)	2,670	(4,055)	(1,763)	(2,287)
Change in Assumptions	5,898	1,051	—	29,188	—
Benefit Payments	(38,499)	(38,807)	(38,031)	(36,727)	(35,123)
Administrative Expense	(589)	(705)	(928)	(851)	(588)
Net Change in Total Pension Liability	\$ 8,191	\$14,022	\$ 5,931	\$37,330	\$ 8,210
Total Pension Liability					
Beginning of the Year	540,042	526,020	520,089	482,759	474,549
Net Increase (Decrease)	8,191	14,022	5,931	37,330	8,210
Total Pension Liability End of the Year	\$548,233	\$540,042	\$526,020	\$520,089	\$482,759
Plan Fiduciary Net Position:					
Employee Contributions	\$ 5,137	\$ 4,947	\$ 4,828	\$ 4,719	\$ 4,392
Employer Contributions	9,129	9,041	8,807	8,630	8,077
Members Buybacks	—	—	—	—	—
Net Investment Income	(26,423)	68,793	41,493	(7,548)	31,954
Benefits Payments	(38,499)	(38,807)	(38,031)	(36,727)	(35,123)
Administrative Expense	(589)	(705)	(928)	(851)	(588)
Other	—	—	—	—	—
Net Change in Plan Fiduciary Net Position	\$(51,245)	\$43,269	\$16,169	\$(31,776)	\$ 8,713
Total Fiduciary Net Position					
Beginning of the Year	562,578	519,309	503,140	534,916	526,203
Net Increase (Decrease)	(51,245)	43,269	16,169	(31,776)	8,713
Total Plan Fiduciary Net Position End of the Year	\$511,334	\$562,578	\$519,309	\$503,140	\$534,916
Plan's Net Position Liability (Asset)	\$36,899	\$(22,536)	\$ 6,711	\$16,949	\$(52,157)
Plan Fiduciary Net Position as % of TPL	93.3%	104.2%	98.7%	96.7%	110.8%
Covered Payroll	\$112,843	\$111,751	\$108,865	\$106,678	\$99,587
Plan's NPL as % of Covered Payroll	32.7%	-20.2%	6.2%	15.9%	-52.4%

* The years in the column headers represent the measurement period ending December 31.

METROPOLITAN ATLANTA RAPID TRANSIT AUTHORITY
Required Supplementary Information
Schedule of Changes in the Net Pension Liability and Related Ratios
Year Ended June 30, 2024
(Dollars in Thousands)

NON-REP

Total Pension Liability:	2023	2022	2021	2020	2019
Service Cost	\$ 3,496	\$ 3,608	\$ 3,708	\$ 4,240	\$ 4,471
Interest	28,866	29,088	28,706	28,372	28,832
Change in Benefit Terms	—	—	10,400	—	—
Difference between Expected and Actual Experience	442	1,500	2,000	(2,105)	2,785
Change in Assumptions	—	827	—	12,234	36,094
Benefit Payments	(38,653)	(39,211)	(36,377)	(35,903)	(37,291)
Administrative Expense	—	—	—	—	—
Net Change in Total Pension Liability	\$ (5,849)	\$(4,188)	\$ 8,437	\$ 6,838	\$34,891
Total Pension Liability					
Beginning of the Year	540,416	544,604	536,167	529,329	494,438
Net Increase (Decrease)	(5,849)	(4,188)	8,437	6,838	34,891
Total Pension Liability End of the Year	\$534,567	\$540,416	\$544,604	\$536,167	\$529,329
Plan Fiduciary Net Position:					
Employee Contributions	\$ 1,496	\$ 1,608	\$ 1,708	\$ 1,990	\$ 2,250
Employer Contributions	23,749	10,508	15,629	15,146	19,493
Members Buybacks	21	36	88	17	29
Net Investment Income (Loss)	49,234	(73,051)	56,215	55,668	68,425
Benefits Payments	(38,653)	(39,211)	(36,377)	(35,903)	(37,291)
Administrative Expense	(350)	(645)	(266)	(378)	(361)
Other	6	1	1	—	1
Net Change in Plan Fiduciary Net Position	\$ 35,503	\$(100,754)	\$36,996	\$36,540	\$52,546
Total Fiduciary Net Position					
Beginning of the Year	404,742	505,496	468,500	431,960	379,414
Net Increase (Decrease)	35,503	(100,754)	36,996	36,540	52,546
Total Plan Fiduciary Net Position End of the Year	\$440,245	\$404,742	\$505,496	\$468,500	\$431,960
Plan's Net Position Liability (NPL)	\$ 94,322	\$135,674	\$39,108	\$67,667	\$97,369
Plan Fiduciary Net Position as % of TPL	82.4%	74.9%	92.8%	87.4%	81.6%
Covered Payroll	\$ 20,109	\$21,066	\$22,563	\$25,303	\$28,998
Plan's NPL as % of Covered Payroll	469.0%	644.0%	173.3%	267.4%	335.8%

* The years in the column headers represent the measurement period ending December 31.

METROPOLITAN ATLANTA RAPID TRANSIT AUTHORITY
Required Supplementary Information
Schedule of Changes in the Net Pension Liability and Related Ratios
Year Ended June 30, 2024
(Dollars in Thousands)

FINANCIAL SECTION 2024 Annual Comprehensive Financial Report Year Ended June 30, 2024

NON-REP					
Total Pension Liability:	2018	2017	2016	2015	2014
Service Cost	\$ 5,136	\$ 4,747	\$ 5,656	\$ 6,051	\$ 5,602
Interest	29,002	30,292	32,430	31,569	31,475
Change in Benefit Terms	1,000	2,800	(37,000)	—	—
Difference between Expected and Actual Experience	(118)	4,409	1,987	9,181	4,158
Change in Assumptions	—	26,064	15,000	—	15,914
Benefit Payments	(37,643)	(36,647)	(33,470)	(34,383)	(34,023)
Administrative Expense	—	—	—	—	—
Net Change in Total Pension Liability	\$ (2,623)	\$ 31,665	\$ (15,397)	\$ 12,418	\$ 23,126
Total Pension Liability					
Beginning of the Year	497,061	465,396	480,793	468,375	445,249
Net Increase (Decrease)	(2,622)	31,665	(15,397)	12,418	23,126
Total Pension Liability End of the Year	\$494,438	\$497,061	\$465,396	\$480,793	\$468,375
Plan Fiduciary Net Position:					
Employee Contributions	\$ 2,424	\$ 2,533	\$ 2,626	\$ 2,818	\$ 2,902
Employer Contributions	19,434	13,540	26,339	20,114	20,623
Members Buybacks	20	48	55	82	44
Net Investment Income	(22,247)	63,383	22,568	(2,994)	19,772
Benefits Payments	(37,643)	(36,647)	(33,470)	(34,383)	(34,023)
Administrative Expense	(263)	(275)	(231)	(245)	(227)
Other	9	1	133	9	10
Net Change in Plan Fiduciary Net Position	\$(38,265)	\$ 42,583	\$ 18,020	\$(14,598)	\$ 9,102
Total Fiduciary Net Position					
Beginning of the Year	417,679	375,096	357,076	371,675	362,573
Net Increase (Decrease)	(38,265)	42,583	18,020	(14,598)	9,102
Total Plan Fiduciary Net Position End of the Year	\$379,414	\$417,679	\$375,096	\$357,076	\$371,675
Plan's Net Position Liability (NPL)	\$115,025	\$79,382	\$90,300	\$123,717	\$96,701
Plan Fiduciary Net Position as % of TPL	76.7%	84.0%	80.6%	70.3%	75.2%
Covered Payroll	\$31,145	\$34,571	\$38,966	\$42,301	\$45,099
Plan's NPL as % of Covered Payroll	369.3%	229.6%	231.7%	338.0%	258.1%

* The years in the column headers represent the measurement period ending December 31.

METROPOLITAN ATLANTA RAPID TRANSIT AUTHORITY
Required Supplementary Information
Schedule of Changes in the Net Pension Liability and Related Ratios
Year Ended June 30, 2024
(Dollars in Thousands)

UNION

	2024	2023	2022
Actuarial Assumptions:			
Investment Rate of Return	7.00%	7.00%	7.00%
Inflation	2.50%	2.50%	2.50%
Projected Salary Increases:			
Cost of Living	None	None	None
Merit or Seniority	1.00% per year	1.00% per year	1.00% per year
Mortality Assumptions:			
Healthy	RP-2014 Blue Collar Mortality for Healthy Lives with fully generational using 1/2 of Scale MP-2016 set forward by 1 year	RP-2014 Blue Collar Mortality for Healthy Lives with fully generational using 1/2 of Scale MP-2016 set forward by 1 year	RP-2014 Mortality for Healthy Lives with fully generational using 1/2 of Scale MP-2016 set forward by 1 year
Disabled	RP-2014 Mortality for Disabled Lives with fully generational using 1/2 of Scale MP-2016	RP-2014 Mortality for Disabled Lives with fully generational using 1/2 of Scale MP-2016	RP-2014 Mortality for Disabled Lives with fully generational using 1/2 of Scale MP-2016

NON-REP

	2024	2023	2022
Actuarial Assumptions:			
Investment Rate of Return	5.50%	5.50%	5.50%
Inflation	2.50%	2.50%	2.25%
Mortality Assumptions:			
Healthy	RP-2014 Mortality for Healthy Annuitant Mortality Tables separated by sex, Projection Scale MP-2021, fully generational	RP-2014 Mortality for Healthy Annuitant Mortality Tables separated by sex, Projection Scale MP-2021, fully generational	RP-2014 Mortality for Healthy Annuitant Mortality Tables separated by sex, Projection Scale MP-2019, fully generational
Disabled	None. No future mortality improvement was projected	None. No future mortality improvement was projected	None. No future mortality improvement was projected

METROPOLITAN ATLANTA RAPID TRANSIT AUTHORITY
Required Supplementary Information
Schedule of Changes in the Net Pension Liability and Related Ratios
Year Ended June 30, 2024
(Dollars in Thousands)

UNION

	2021	2020	2019
Actuarial Assumptions:			
Investment Rate of Return			
	7.25%	7.25%	7.25%
Inflation	2.50%	2.50%	2.50%
Projected Salary Increases:			
Cost of Living	None	None	None
Merit or Seniority	1.00% per year	1.00% per year	1.00% per year
Mortality Assumptions:			
Healthy	RP-2014 Mortality for Healthy Lives with fully generational using 1/2 of Scale MP-2016 set forward by 1 year	RP-2014 Mortality for Healthy Lives with fully generational using 1/2 of Scale MP-2016 set forward by 1 year	RP-2014 Mortality for Healthy Lives with fully generational using 1/2 of Scale MP 2016 set forward by 1 year
Disabled	RP-2014 Mortality for Disabled Lives with fully generational using 1/2 of Scale MP-2016	RP-2014 Mortality for Disabled Lives with fully generational using 1/2 of Scale MP-2016	RP-2014 Mortality for Disabled Lives with fully generational using 1/2 of Scale MP-2016

NON-REP

	2021	2020	2019
Actuarial Assumptions:			
Investment Rate of Return			
	5.50%	5.50%	6.00%
Inflation	2.00%	2.25%	2.50%
Mortality Assumptions:			
Healthy	RP-2014 Mortality for Healthy Annuitant Mortality Tables separated by sex, Projection Scale MP-2019, fully generational	RP-2014 Employee and Healthy Annuitant Mortality Tables separated by sex, Projection Scale MP-2019, fully generational.	RP-2014 Employee and Healthy Annuitant Mortality Tables separated by sex, Projection Scale MP-2016, fully generational.
Disabled	None. No future mortality improvement was projected	None. No future mortality improvement was projected	RP-2014 Employee and Healthy Annuitant Mortality Tables separated by Sex, Projection Scale BB to valuation date.

METROPOLITAN ATLANTA RAPID TRANSIT AUTHORITY
Required Supplementary Information
Schedule of Changes in the Net Pension Liability and Related Ratios
Year Ended June 30, 2024
(Dollars in Thousands)

UNION

	2018	2017	2016
Actuarial Assumptions:			
Investment Rate of Return	7.25%	7.50%	n/a
Inflation	2.10%	2.80%	n/a
Projected Salary Increases:			
Cost of Living	None	3.00%	n/a
Merit or Seniority	1.00% per year	1.00% per year	n/a
Mortality Assumptions:			
Healthy	RP-2000 Combined Health Mortality Tables separated by Sex, Project Scale BB to valuation date.	RP-2014 Mortality Blue Collar Mortality Table using 1/2 of Scale MP-2014	n/a
Disabled	RP-2014 Blue Collar Mortality Table using 1/2 of Scale MP-2016	RP-2014 Blue Collar Mortality Table using 1/2 of Scale MP-2014	n/a

NON-REP

	2018	2017	2016
Actuarial Assumptions:			
Investment Rate of Return	6.00%	6.70%	n/a
Inflation	2.50%	2.50%	n/a
Mortality Assumptions:			
Healthy	RP-2000 Combined Health Mortality Tables separated by sex, Project Scale BB to valuation date.	RP-2000 Combined Health Mortality Tables separated by sex, Project Scale BB to valuation date	n/a
Disabled	RP-2014 Employee and Healthy Annuitant Mortality Tables separated by Sex, Projection Scale BB to valuation date.	RP-2000 Combined Health Mortality Tables separated by sex, Project Scale BB to valuation date	n/a

METROPOLITAN ATLANTA RAPID TRANSIT AUTHORITY
Required Supplementary Information
Schedule of Changes in the Net Pension Liability and Related Ratios
Year Ended June 30, 2024
(Dollars in Thousands)

UNION

2015

Actuarial Assumptions:

Investment Rate of Return	n/a
Inflation	n/a
Projected Salary Increases:	
Cost of Living	n/a
Merit or Seniority	n/a

Mortality Assumptions:

Healthy	n/a
Disabled	n/a

NON-REP

2015

Actuarial Assumptions:

Investment Rate of Return	n/a
Inflation	n/a

Mortality Assumptions:

Healthy	n/a
Disabled	n/a

METROPOLITAN ATLANTA RAPID TRANSIT AUTHORITY
Required Supplementary Information
Schedule of Employer Contributions - Pension
Year Ended June 30, 2024
(Dollars in Thousands)

UNION

FISCAL YEAR ENDED JUNE 30	2024	2023	2022	2021	2020
Contributions					
Actuarially Determined Contribution	\$ 11,757	\$ 10,535	\$ 10,764	\$ 11,189	\$ 10,257
Actual Employer Contributions	11,757	10,535	10,764	11,189	10,257
Contribution Deficiency (Excess)	<u>—</u>	<u>—</u>	<u>—</u>	<u>—</u>	<u>—</u>
Covered Payroll	<u>\$145,328</u>	<u>\$130,225</u>	<u>\$133,059</u>	<u>\$138,306</u>	<u>\$126,792</u>
Actual Contributions as % of Covered Payroll	8.09%	8.09%	8.09%	8.09%	8.09%

NON-REP

FISCAL YEAR ENDED JUNE 30	2024	2023	2022	2021	2020
Contributions					
Actuarially Determined Contribution	\$ 16,240	\$ 12,626	\$ 9,147	\$ 12,853	\$ 15,741
Actual Employer Contributions	18,186	21,451	11,266	17,711	16,899
Contribution Deficiency (Excess)	<u>(1,946)</u>	<u>(8,825)</u>	<u>(2,119)</u>	<u>(4,858)</u>	<u>(1,158)</u>
Covered Payroll	<u>\$ 18,950</u>	<u>\$ 21,350</u>	<u>\$ 22,339</u>	<u>\$ 25,124</u>	<u>\$ 28,673</u>
Actual Contributions as % of Covered Payroll	95.97%	100.47%	50.43%	70.49%	58.94%

*Based on a blend of the overlapping Calendar Year results. The 6/30/2018 through 6/30/2024 results are based on the unaudited cash statements for the preceding 12 months and the applicable contribution rate.

METROPOLITAN ATLANTA RAPID TRANSIT AUTHORITY
Required Supplementary Information
Schedule of Employer Contributions - Pension
Year Ended June 30, 2024
(Dollars in Thousands)

UNION

FISCAL YEAR ENDED JUNE 30	2019	2018	2017	2016	2015
Contributions					
Actuarially Determined Contribution	\$9,812	\$ 9,278	\$ 8,924	\$ 8,719	\$ 8,729
Actual Employer Contributions	9,812	9,278	8,924	8,719	8,354
Contribution Deficiency (Excess)	<u>—</u>	<u>—</u>	<u>—</u>	<u>—</u>	<u>375</u>
Covered Payroll	\$121,284	\$114,680	\$110,308	\$107,772	\$103,133
Actual Contributions as % of Covered Payroll	8.09%	8.09%	8.09%	8.09%	8.10%

NON-REP

FISCAL YEAR ENDED JUNE 30	2019	2018	2017	2016	2015
Contributions					
Actuarially Determined Contribution	\$14,664	\$13,181	\$19,787	\$23,211	\$18,296
Actual Employer Contributions	17,647	17,158	24,346	19,787	20,369
Contribution Deficiency (Excess)	<u>\$(2,983)</u>	<u>(3,977)</u>	<u>(4,559)</u>	<u>3,424</u>	<u>(2,073)</u>
Covered Payroll	\$ 31,425	\$ 34,157	\$ 38,231	\$ 43,402	\$ 43,700
Actual Contributions as % of Covered Payroll	56.16%	50.23%	63.68%	45.59%	46.61%

*Based on a blend of the overlapping Calendar Year results. The 6/30/2018 through 6/30/2024 results are based on the unaudited cash statements for the preceding 12 months and the applicable contribution rate.

METROPOLITAN ATLANTA RAPID TRANSIT AUTHORITY
Required Supplementary Information
Schedule of Changes in Net OPEB Liability and Related Ratios
Year Ended June 30, 2024
(Dollars in Thousands)

	2023	2022	2021	2020	2019	2018	2017
Total OPEB Liability:							
Service Cost (BOY)	\$ 7,161	\$ 6,900	\$ 7,005	\$ 7,150	\$ 6,915	\$ 6,751	\$ 6,521
Interest	12,627	12,313	14,532	14,137	14,396	14,133	15,259
Change in Benefit Terms	—	—	—	—	5,114	—	—
Difference between Expected and Actual Experience	(50,209)	(3,201)	(18,372)	(3,975)	(19,310)	(265)	(7,362)
Change in Assumptions	(5,944)	—	(9,211)	—	3,956	—	(15,402)
Benefit Payments	(8,692)	(11,461)	(11,997)	(11,526)	(15,009)	(17,020)	(15,335)
Administrative Expense	—	—	—	—	—	—	—
Net Change in Total OPEB Liability	\$ (45,055)	\$ 4,551	\$ (18,043)	\$ 5,786	\$ (3,938)	\$ 3,599	\$ (16,319)
Total OPEB Liability							
Beginning of the Year	187,098	182,547	200,589	194,803	198,741	195,143	211,461
Net Increase (Decrease)	(45,055)	4,551	(18,043)	5,786	(3,938)	3,599	(16,319)
End of the Year	\$142,043	\$ 187,098	\$182,546	\$200,589	\$ 194,803	\$ 198,741	\$ 195,142
Plan Fiduciary Net Position:							
Employer Contributions	\$ 10,692	\$ 13,461	\$ 14,997	\$ 14,526	\$ 18,009	\$ 20,020	\$ 20,772
Active Employee Contributions *	—	—	—	—	—	—	—
Net Investment Income	12,312	(18,070)	23,212	2,632	4,103	5,265	6,867
Benefit Payments	(8,692)	(11,461)	(11,997)	(11,526)	(15,009)	(17,020)	(15,335)
Administrative Expense	—	—	—	—	—	—	—
Net Change in Plan Fiduciary Net Position	\$ 14,312	\$ (16,070)	\$ 26,212	\$ 5,632	\$ 7,103	\$ 8,265	\$ 12,304
Total Fiduciary Net Position							
Beginning of the Year	98,830	114,900	88,688	83,056	75,953	67,688	55,384
Net Increase (Decrease)	14,312	(16,070)	26,212	5,632	7,103	8,265	12,304
End of the Year	\$113,142	\$ 98,830	\$114,900	\$ 88,688	\$ 83,056	\$ 75,953	\$ 67,688
Plan's Net Position Liability (NPL)	\$ 28,901	\$ 88,268	\$ 67,646	\$ 111,901	\$ 111,747	\$ 122,788	\$ 127,454
Plan Fiduciary Net Position as % of TOL	79.7%	52.8%	62.9%	44.2%	42.6%	38.2%	34.7%

*Active employees do not contribute to the OPEB Plan.

**The year in the column header represents the measurement period ending June 30th.

*** This is a 10-year schedule. Information for additional years will be displayed as it becomes available.

Notes to Schedule – Changes in benefits and assumptions: In FY23, the discount rate used to calculate liabilities has remained the same 6.5%. The inflation rate increased to 2.50%. The health care trend rate starting point remained 7.25%. Mortality rates for the Non-Represented Plan have been updated. Spousal coverage election rate has been reduced from 70% to 50%.

METROPOLITAN ATLANTA RAPID TRANSIT AUTHORITY
Required Supplementary Information
Schedule of Employer Contributions - OPEB
Year Ended June 30, 2024
(Dollars in Thousands)

FISCAL YEAR ENDING	2024	2023	2022	2021	2020	2019	2018	2017
Contributions								
Actuarially Determined Contributions	\$ 10,692	\$13,461	\$14,997	\$ 15,002	\$14,526	\$18,009	\$20,020	\$20,772
Employer Contributions (ERC)	10,692	13,461	14,997	15,002	14,526	18,009	20,020	20,772
Contributions (Excess)/ Deficiency	—	—	—	—	—	—	—	—

**This is a 10-year schedule. Information for additional years will be displayed as it becomes available.

Notes to Schedule:

Valuation Date: June 30, 2023
Discount Rate: 6.5%
Investment Rate of Return: 6.5%
Inflation Rate: 2.50%
Healthcare Cost Trend: 7.25% for PY 2023-24 and decreases to an ultimate rate of 5.0% by PY 2032-33

METROPOLITAN ATLANTA RAPID TRANSIT AUTHORITY
Other Supplemental Information
Combining Statement of Fiduciary Net Position
June 30, 2024
(Dollars in Thousands)

	Total	Defined Benefit Pension Rep	Defined Benefit Pension Non-Rep	Other Post Employee Benefits
ASSETS				
Receivables:				
Employee Contributions	\$ 288	\$ 284	\$ 4	\$ —
Employer Contributions	566	521	45	—
Other Receivables	22	—	22	—
Due from Brokers	774	5	769	—
Accrued Investment Income	2,094	896	1,198	—
Total Receivables	3,744	1,706	2,038	—
Investments at Fair Value:				
Equities	576,151	197,921	266,194	112,036
Partnerships	9,392	9,392	—	—
Mutual Funds	338,810	338,810	—	—
Fixed Income	249,678	90,028	145,335	14,315
Real Estate Funds	20,788	—	20,788	—
Derivatives	145	—	145	—
Short- term Investments	30,743	12,976	15,173	2,594
Total Investments	1,225,707	649,127	447,635	128,945
Total Assets	\$ 1,229,451	\$ 650,833	\$ 449,673	\$ 128,945
LIABILITIES				
Accounts Payable	\$ 908	\$ 510	\$ 398	\$ —
Due to Brokers	9,200	109	9,031	60
Total Liabilities	10,108	619	9,429	60
NET POSITION				
Restricted for:				
Pensions	1,090,458	650,214	440,244	—
Post Employment Benefits other than Pensions	128,885	—	—	128,885
Total Net Position	1,219,343	650,214	440,244	128,885
Total Liabilities and Net Position	\$ 1,229,451	\$ 650,833	\$ 449,673	\$ 128,945

METROPOLITAN ATLANTA RAPID TRANSIT AUTHORITY
Other Supplemental Information
Combining Statement of Changes in Fiduciary Net Position
Year Ended June 30, 2024
(Dollars in Thousands)

	Total	Defined Benefit Pension Rep	Defined Benefit Pension Non-Rep	Other Post Employee Benefits
ADDITIONS				
Contributions:				
Employee	\$ 9,008	\$ 5,986	\$ 1,516	\$ 1,506
Employer	44,370	10,956	23,748	9,666
Total Contributions	<u>53,378</u>	<u>16,942</u>	<u>25,264</u>	<u>11,172</u>
Investment Income				
Interest and Dividends	17,955	9,804	6,017	2,134
Net Increase (Decrease) in Fair Value of Investments	132,895	77,654	43,521	11,720
Real Estate Income	760	—	760	—
Securities Lending Income	63	—	63	—
Total Investment Earnings (Loss)	<u>151,673</u>	<u>87,458</u>	<u>50,361</u>	<u>13,854</u>
Less Investment Costs				
Investment Activity Costs	3,306	2,041	1,100	165
Securities Lending Costs	20	—	20	—
Net Investment Earnings (Loss)	<u>148,347</u>	<u>85,417</u>	<u>49,241</u>	<u>13,689</u>
Total Additions	<u>201,725</u>	<u>102,359</u>	<u>74,505</u>	<u>24,861</u>
DEDUCTIONS				
Benefits Paid to Participants or Beneficiaries	79,220	40,568	38,652	—
Medical, Dental, and Life Insurance for Retirees	9,172	—	—	9,172
Administrative Expenses	954	603	351	—
Total Deductions	<u>89,346</u>	<u>41,171</u>	<u>39,003</u>	<u>9,172</u>
Net increase (Decrease) in Fiduciary Net Position	112,379	61,188	35,502	15,689
NET POSITION RESTRICTED				
Net Position, July 1	1,106,964	589,026	404,742	113,196
Net Position, June 30	<u>\$ 1,219,343</u>	<u>\$ 650,214</u>	<u>\$ 440,244</u>	<u>\$ 128,885</u>

METROPOLITAN ATLANTA RAPID TRANSIT AUTHORITY
Supplemental Schedule of Revenues and Expenses
Budget vs. Actual (Budget Basis)
Year Ended June 30, 2024
(Dollars in Thousands)

	<u>Budget</u>	<u>Actual (Budget Basis)</u>	<u>Variance Favorable/ (Unfavorable)</u>
Operating Revenues			
Fare Revenue	\$ 84,396	\$ 74,522	\$ (9,874)
Other Revenue	7,186	6,303	(883)
Total Operating Revenues	91,582	80,825	(10,757)
Operating Expenses			
Transportation	320,860	312,395	8,465
Maintenance & Garage Operations	190,943	194,033	(3,090)
General and Administrative	119,598	122,411	(2,813)
Total Operating Expenses	631,401	628,839	2,562
Operating Loss	(539,819)	(548,014)	(8,195)
Nonoperating Revenues			
Sales and Use Tax	695,129	723,263	28,134
Federal Operating Revenue	81,500	82,942	1,442
Investment Income	11,814	58,618	46,804
Other Revenues	44,781	44,774	(7)
	833,224	909,597	76,373
Increase in Net Position- Budget Basis	<u>\$ 293,405</u>	<u>\$ 361,583</u>	<u>\$ 68,178</u>
Basis Differences			
Depreciation		(256,178)	
Gain on Sales of Property and Equipment		(1,164)	
Interest Expense		(70,146)	
Amortization of Financing Related Charges		21,001	
Other - Nonoperating Expense		(122,360)	
Capital Grants and Contributions		47,966	
Decrease in Net Position - GAAP Basis		<u>\$ (19,298)</u>	

See notes to supplemental schedule

METROPOLITAN ATLANTA RAPID TRANSIT AUTHORITY
Notes to the Supplemental Schedule
Year Ended June 30, 2024
(Dollars in Thousands)

1. BUDGETARY HIGHLIGHTS

MARTA adopts its Operating and Capital Budget in June of each year. Once adopted, total budgeted revenues and/or expenses cannot change. Operating revenue performed unfavorable to the budget, ending the year (\$10,757) (11.74%) less than budget due to the decrease in ridership after the prolonged adverse impact of COVID-19. Nonoperating revenues were \$76,373 (9.17%) favorable to the budget. The largest favorable variances were Investment Income and Sales & Use Tax which were \$46,804 and \$28,134, respectively, more than budgeted. MARTA continued a number of cost containment measures in fiscal year 2024 by focusing on increasing productivity and efficiencies. The fiscal year 2024 total operating expenses were \$628,839 which excludes depreciation. This was \$2,562 (0.41%) less than the fiscal year 2024 budget, which was \$1,880 (0.32%) more than the previous year's budget.

INTENTIONALLY LEFT BLANK



S T A T I S T I C A L

3

METROPOLITAN ATLANTA
RAPID TRANSIT AUTHORITY

INTENTIONALLY LEFT BLANK

STATISTICAL SECTION - Unaudited

This section of the Annual Comprehensive Financial Report presents detailed information as a context for understanding what the information in the financial statements, note disclosures and required supplementary information say about the Authority's overall financial health.

Schedules

FINANCIAL TRENDS

[99-105](#)

These schedules contain trend information to help the reader understand how the Authority's financial performance and well-being have changed over time.

REVENUE CAPACITY

[109-111](#)

These schedules contain information to help the reader assess the Authority's sources of revenue especially the most significant revenue source, the sales and use tax.

DEBT CAPACITY

[115-119](#)

These schedules present information to help the reader assess the affordability of the Authority's current levels of outstanding debt and the Authority's ability to issue additional debt in the future.

DEMOGRAPHIC & ECONOMIC INFORMATION

[123-127](#)

These schedules offer demographic and economic indicators to help the reader understand the environment within which the Authority's financial activities take place.

OPERATING INFORMATION


[131-137](#)

These schedules contain service and infrastructure data to help the reader understand how the information in the Authority's financial report relates to the services the Authority provides and the activities it performs.

SOURCES

Unless otherwise noted, the information in these schedules is derived from the annual comprehensive financial reports for the relevant year.

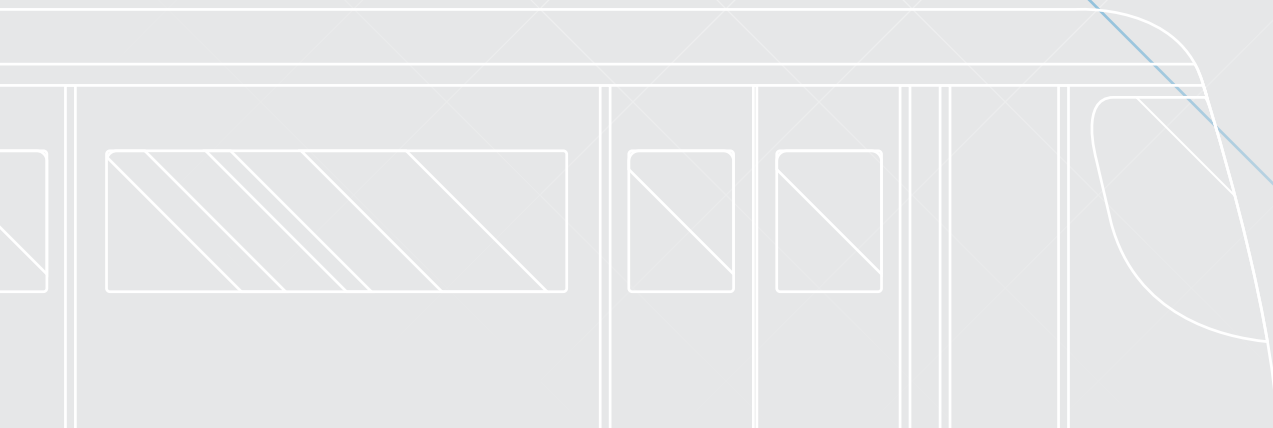
INTENTIONALLY LEFT BLANK



FINANCIAL **4** TRENDS



**METROPOLITAN ATLANTA
RAPID TRANSIT AUTHORITY**



INTENTIONALLY LEFT BLANK

Condensed Summary of Net Position

Last Ten Fiscal Years
(Dollars in Millions)

FINANCIAL TRENDS

STATISTICAL SECTION 2024 Annual Comprehensive Financial Report Year Ended June 30, 2024

	2024	2023	2022	2021	2020	2019	2018	2017	2016	2015
ASSETS:										
Current and Other Assets	\$ 1,394	\$ 1,532	\$ 1,456	\$ 1,386	\$ 1,336	\$ 1,061	\$ 955	\$ 1,253	\$ 1,086	\$ 1,161
Capital Assets	3,076	3,050	3,084	3,059	3,057	3,004	2,883	2,871	2,966	3,049
Net Pension Assets	18	—	117	69	33	—	23	—	—	53
Derivative Assets	—	—	—	1	—	—	—	—	—	—
Other	—	—	—	—	—	—	—	—	—	2
Total Assets	4,488	4,582	4,657	4,515	4,426	4,065	3,861	4,124	4,052	4,265
DEFERRED OUTFLOWS OF RESOURCES										
Hedging	—	1	—	—	1	—	—	—	—	2
Pension	71	129	24	23	44	101	—	110	128	41
OPEB	14	23	14	20	22	18	20	—	—	—
Debt Refunding	33	22	39	32	26	29	31	21	25	10
Total Deferred Outflows of Resources	118	175	77	93	148	140	131	153	53	12
Total Assets and Deferred Outflows of Resources	4,606	4,757	4,734	4,590	4,519	4,213	4,001	4,255	4,205	4,318
LIABILITIES:										
Long-term Debt Outstanding	2,102	2,198	2,287	2,657	2,732	2,444	2,361	2,345	2,176	2,132
Current and Other Liabilities	368	334	310	351	341	334	294	532	536	693
Derivative Liability	—	—	—	—	1	—	—	—	—	2
Net Pension Liability	94	153	39	68	97	152	79	97	141	96
Net OPEB Liability	29	88	68	112	112	123	128	1	1	1
Total Liabilities	2,594	2,775	2,704	3,188	3,283	3,053	2,862	2,975	2,854	2,924
DEFERRED INFLOWS OF RESOURCES										
Hedging	—	—	—	1	—	—	333	—	—	—
Lease	292	298	325	12	13	15	16	—	—	—
Refunding	26	—	—	—	—	—	—	—	—	—
Pension	6	9	132	94	59	9	50	9	3	2
OPEB	52	19	40	15	23	15	20	—	—	—
Total Deferred Inflows of Resources	376	326	497	122	95	39	419	9	3	2
Total Liabilities and Deferred Inflows of Resources	2,970	3,101	3,201	3,310	3,378	3,092	3,281	2,984	2,857	2,926
NET POSITION:										
Net Investment in Capital Assets	890	773	778	673	623	810	774	222	503	478
Restricted	115	102	77	74	66	62	54	936	857	929
Unrestricted	632	781	678	533	452	249	224	113	(12)	(14)
TOTAL NET POSITION	\$ 1,637	\$ 1,656	\$ 1,533	\$ 1,280	\$ 1,141	\$ 1,121	\$ 1,052	\$ 1,271	\$ 1,348	\$ 1,393

Summary of Revenues, Expenses and Changes in Net Position

Last Ten Fiscal Years
(Dollars in Millions)

FINANCIAL TRENDS

2024 Annual Comprehensive Financial Report Year Ended June 30, 2024 STATISTICAL SECTION

	2024 ⁽¹⁾	2023 ⁽²⁾	2022 ⁽²⁾	2021 ⁽²⁾	2020	2019	2018	2017	2016	2015
Operating										
Fare Revenues	\$75	\$74	\$65	\$52	\$102	\$133	\$138	\$138	\$141	\$146
Other Revenues	6	7	7	5	8	8	10	10	11	11
Total Operating Revenues	81	81	72	57	110	141	148	148	152	157
Non-Operating Revenues										
Sales and Use Tax	723	704	669	570	522	540	507	439	410	378
Federal Revenues	83	216	250	281	235	87	76	85	76	83
Investment Income	59	22	12	4	12	12	3	2	2	1
Net Leases Transaction Activity	—	—	—	—	(2)	(1)	(71)	(27)	32	5
Other Revenues	44	46	56	53	44	43	42	50	42	28
Gain (Loss) on Sale of Property and Equip.	(1)	1	—	—	7	—	—	—	—	—
Total Non-operating Revenues	908	989	985	908	814	688	558	552	562	494
Total Revenues	989	1,070	1,057	965	924	829	706	700	715	651
Summary of Expenses										
Operating:										
Transportation	312	275	228	230	241	247	227	220	206	187
Maintenance and Garage Operations	194	196	173	178	174	175	152	140	144	131
General and Administrative	123	118	72	94	94	100	103	73	83	82
Depreciation	256	250	252	249	246	241	234	236	243	225
Total Operating Expenses	885	839	725	751	755	763	716	669	676	625
Non-Operating Expenses										
Interest Expenses	70	74	77	84	87	84	78	84	83	86
Interest Expenses Capitalized	—	—	—	—	—	—	—	—	—	(1)
Amortization of Financing Related Charges and Income from Derivative Activity	(21)	1	(5)	(7)	(7)	(9)	(5)	(7)	(5)	(3)
(Gain) Loss on Investment Derivatives	—	—	—	—	(1)	—	—	1	—	—
Other Non-operating Expenses	122	85	72	62	50	45	33	45	39	44
Total Non-operating Expenses	171	160	144	139	129	119	106	123	117	125
Total Expenses	1,056	999	869	890	884	882	822	792	793	750
Income/(Loss) Before Capital Contributions	(67)	71	188	75	40	(53)	(114)	(92)	(78)	(99)
Capital Grants and Contributions	48	52	63	65	62	122	30	15	32	82
Increase (Decrease) in Net Position	(19)	123	251	140	102	69	(84)	(78)	(45)	(17)
Net Position, July 1	1,656	1,533	1,280	1,140	1,039	1,052	1,136	1,348	1,393	1,410
Cumulative Effect of Adoption of New Accounting Principle	—	—	2	—	—	—	—	—	—	—
Net Position, July 1	1,656	1,533	1,282	1,140	1,039	1,052	1,136	1,348	1,393	1,410
Net Position, June 30	\$1,637	\$1,656	\$1,533	\$1,280	\$1,141	\$1,121	\$1,052	\$1,271	\$1,348	\$1,425

⁽¹⁾ Fare Revenue is impacted by the lingering effect of COVID-19 on ridership.

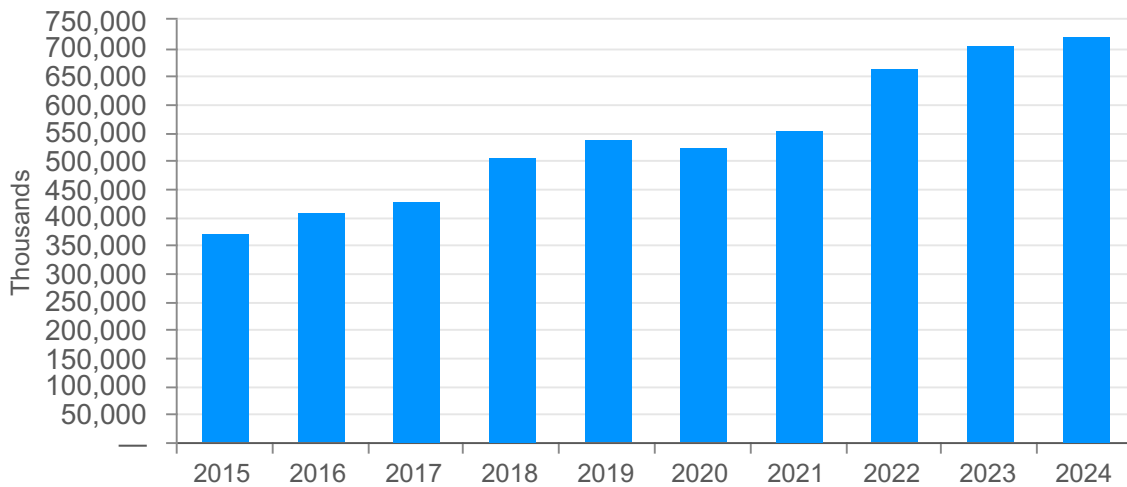
⁽²⁾ Sales and Use Tax, Fare Revenue and Operating Expenses were impacted by COVID-19. Federal Revenues include COVID Stimulus funds.

Sales Tax Collection and Usage

Last Ten Fiscal Years
(Dollars in Thousands)

Fiscal Year	Sales Tax ⁽¹⁾	Percent Change	Usage				
			Sinking Fund Withheld	Capital Construction	Sales Tax for Operations		
					Subsidy	Percent Used	Overage/ (Shortage)
2015	\$372,384	7.7%	\$146,184	\$40,008	\$151,235	41%	\$34,957
2016	409,846	10.1	150,834	62,530	159,470	39	37,012
2017	429,886	4.9	130,570	95,550	170,207	40	33,559
2018	507,264	18.0	123,806	149,509	213,046	40	20,903
2019	538,966	6.2	135,623	148,707	248,868	46	5,768
2020 ⁽²⁾	524,832	(2.6)	141,682	135,429	193,176	37	54,545
2021 ⁽³⁾	557,093	6.2	147,570	146,575	108,050	19	154,898
2022 ⁽³⁾	664,645	19.3	143,861	207,072	92,594	14	221,118
2023 ⁽³⁾	705,828	6.2	143,549	230,540	241,685	34	90,054
2024 ⁽³⁾	721,460	2.2	141,851	218,879	406,611	56	(45,881)

Sales & Use Tax Receipts



⁽¹⁾ Sales Tax collection is stated on cash basis.

⁽²⁾ Sales Tax was negatively impacted by COVID-19.

⁽³⁾ Increase in Sales Tax collection was due to the increase in consumer spending.

Revenues and Operating Assistance Comparison to Industry Trend Data

Last Ten Fiscal Years
(As a Percentage of Total)

	Fiscal Year	Operating and Other Miscellaneous Revenue			Operating Assistance			Total Revenue
		Fares	Other ⁽²⁾	Total	Sales & Use Tax	Federal	Total	
Transportation Industry ⁽¹⁾								
	2015	32.5%	4.9%	37.4%	54.3%	8.3%	62.6%	100%
	2016	31.3	5.0	36.3	55.6	8.0	63.7	100
	2017	31.4	5.0	36.3	55.2	8.5	63.7	100
	2018	30.7	5.4	36.1	55.3	8.6	63.9	100
	2019	29.5	4.5	34.0	58.1	7.9	66.0	100
	2020	16.6	4.1	20.7	52.8	26.5	79.3	100
	2021*	*	*	*	*	*	*	*
	2022*	*	*	*	*	*	*	*
	2023*	*	*	*	*	*	*	*
	2024*	*	*	*	*	*	*	*
MARTA								
	2015	22.5%	6.8%	29.3%	58.0%	12.7%	70.7%	100%
	2016	19.8	12.2	32.0	57.3	10.7	68.0	100
	2017	19.7	5.5	25.2	62.7	12.1	74.8	100
	2018	19.6	-2.2	17.4	71.8	10.8	82.6	100
	2019	16.1	8.3	24.4	65.1	10.5	75.6	100
	2020 ⁽³⁾	11.1	7	18.1	56.5	25.4	81.9	100
	2021 ⁽³⁾	5.4	6.5	11.9	59.0	29.1	88.1	100
	2022 ⁽³⁾	6.2	6.9	13.1	63.3	23.6	86.9	100
	2023 ⁽³⁾	6.9	7.1	14.0	65.8	20.2	86.0	100
	2024 ⁽⁴⁾	7.5	11	18.5	73.1	8.4	81.5	100

* Not Available

⁽¹⁾ Source: The American Public Transportation Association, APTA 2023 Fact Book, Appendix A Historical Table 87.

⁽²⁾ Other Revenue includes interest, auxiliary, and other non-operating income.

⁽³⁾ Fares, Sales & Use Tax, and Federal Revenues were impacted by COVID-19.

⁽⁴⁾ Fares Revenues were impacted as a result of the continuing stagnation of ridership related to the prolonged impact of COVID-19.

Total Expenses by Function

Last Ten Fiscal Years
(Dollars in Thousands)

Fiscal Year	General and				Total Operating			Total
	Transportation	Maintenance	Administrative	Depreciation	Expenses	Interest	Other	
2015	\$186,527	\$131,276	\$82,354	\$225,082	\$625,239	\$84,845	\$40,389	\$750,473
2016	206,252	143,576	83,271	242,536	675,635	83,177	33,644	792,456
2017	219,867	140,341	72,747	235,608	668,563	84,124	38,984	791,671
2018	226,791	151,800	103,540	233,549	715,680	77,611	26,781	820,072
2019	247,245	175,466	99,531	240,540	762,782	83,617	35,310	881,709
2020	241,307	173,680	94,017	245,619	754,623	86,918	42,222	883,763
2021 ⁽¹⁾	230,367	177,536	93,803	249,455	751,161	83,946	55,197	890,304
2022 ⁽¹⁾	227,844	172,956	72,126	251,704	724,630	77,362	67,245	869,237
2023 ⁽¹⁾	275,265	196,467	117,707	250,150	839,589	73,508	86,208	999,305
2024	312,395	194,033	122,411	256,178	885,017	70,146	101,359	1,056,522

⁽¹⁾ Impacted by COVID-19

Total Operating Expenses by Object

Last Ten Fiscal Years

(Dollars in Thousands)

FINANCIAL TRENDS

2024 Annual Comprehensive Financial Report Year Ended June 30, 2024 STATISTICAL SECTION

Fiscal Year	Labor and Benefits	Services	Material and Supplies	Utilities	Casualty/ Liability Costs	Purchased Transportation	Depreciation	Other ⁽²⁾	Total Operating Expenses
2015	\$300,385	\$32,465	\$41,543	\$13,723	\$8,103	\$—	\$225,082	\$3,938	\$625,239
2016	329,462	34,170	41,682	13,854	5,321	4,108	242,536	4,502	675,635
2017	304,955	35,890	38,607	12,857	9,701	26,682	235,608	4,263	668,563
2018	331,416	38,536	43,039	15,289	22,128	24,696	233,549	7,027	715,680
2019	366,938	41,578	39,842	14,929	17,903	30,002	240,540	11,050	762,782
2020 ⁽¹⁾	360,009	38,770	38,601	13,885	15,770	31,758	245,619	10,211	754,623
2021 ⁽¹⁾	352,158	45,543	30,484	14,818	25,867	29,809	249,455	3,027	751,161
2022 ⁽¹⁾	354,049	50,013	45,553	14,660	17,771	34,191	251,704	(43,311)	724,630
2023 ⁽¹⁾	375,039	62,090	54,042	14,737	39,137	44,558	250,150	(164)	839,589
2024	421,397	66,370	57,640	16,982	33,584	58,628	256,178	(25,762)	885,017

⁽¹⁾ Impacted by COVID-19

⁽²⁾ Includes GASB 68 and GASB 75 adjustments

Operating Expenses Comparison to Industry Trend Data

Last Ten Fiscal Years
(As a Percentage of Total)

FINANCIAL TRENDS

STATISTICAL SECTION 2024 Annual Comprehensive Financial Report Year Ended June 30, 2024

	Fiscal Year	Labor and Benefits	Services	Material and Supplies	Utilities	Casualty Liability Costs	Purchased Transportation	Other ⁽⁴⁾	Total Operating Expenses ⁽¹⁾
Transportation Industry⁽²⁾									
	2015	62.0%	7.0%	10.0%	3.0%	2.0%	14.0%	2.0%	100.0%
	2016	62.0	8.0	9.0	3.0	3.0	14.0	1.0	100.0
	2017	62.0	8.0	9.0	3.0	3.0	14.0	1.0	100.0
	2018	61.0	8.0	9.0	3.0	3.0	14.0	2.0	100.0
	2019	61.0	9.0	8.0	3.0	3.0	15.0	1.0	100.0
	2020	62.0	9.0	8.0	3.0	2.0	15.0	1.0	100.0
	2021	62.0	10.0	7.0	3.0	3.0	14.0	1.0	100.0
	2022	*	*	*	*	*	*	*	*
	2023	*	*	*	*	*	*	*	*
	2024	*	*	*	*	*	*	*	*
MARTA									
	2015	75.1%	8.1%	10.4%	3.4%	2.0%	—%	1.0%	100.0%
	2016	76.1	7.9	9.6	3.2	1.2	0.9	1.1	100.0
	2017	70.4	8.3	8.9	3.0	2.2	6.2	1.0	100.0
	2018	68.7	8.0	8.9	3.2	4.6	5.1	1.5	100.0
	2019	70.3	8.0	7.6	2.9	3.4	5.7	2.1	100.0
	2020 ⁽³⁾	71.2	7.7	7.6	2.7	3.1	6.3	1.4	100.0
	2021 ⁽³⁾	70.2	9.0	6.1	3.0	5.2	5.9	0.6	100.0
	2022 ⁽³⁾	74.9	10.6	9.6	3.1	3.8	7.2	-9.2	100.0
	2023 ⁽³⁾	63.6	10.5	9.2	2.5	6.6	7.6	—	100.0
	2024	67.0	10.6	9.2	2.7	5.3	9.3	-4.1	100.0

* Not Available

⁽¹⁾ Excludes Depreciation Expense

⁽²⁾ Source: The American Public Transportation Association, APTA 2023 Public Transportation Fact Book

⁽³⁾ Impacted by COVID-19

⁽⁴⁾ Includes GASB 68 and GASB 75 adjustments

INTENTIONALLY LEFT BLANK



REVENUE CAPACITY **5**

METROPOLITAN ATLANTA
RAPID TRANSIT AUTHORITY

INTENTIONALLY LEFT BLANK

Revenues by Source

Last Ten Fiscal Years
(Dollars in Thousands)

Fiscal Year	Fare Revenues	Federal Operating Revenues ⁽²⁾	Sales & Use Tax ⁽³⁾	Auxiliary Transportation	Investment Income	Non-Transportation ⁽⁴⁾	Total
2015	\$146,417	\$82,643	\$377,743	\$10,777	\$604	\$33,009	\$651,193
2016	141,360	76,288	409,718	11,052	1,568	74,635	714,621
2017	137,914	84,976	439,039	10,577	2,225	25,505	700,236
2018	138,254	76,094	507,146	10,226	3,386	(28,883)	706,223
2019	133,186	87,283	540,310	7,977	11,848	48,602	829,206
2020	102,420	234,634	521,898	7,651	12,108	44,817	923,528
2021 ^(1&2)	51,642	280,504	569,682	5,365	3,613	54,058	964,864
2022 ^(1&2)	64,951	249,769	669,133	7,009	12,168	53,873	1,056,903
2023 ^(1&2)	74,057	215,904	704,416	7,183	22,415	46,123	1,070,098
2024 ^(1&2)	74,522	82,942	723,263	6,303	58,618	43,610	989,258

⁽¹⁾ Fare Revenues increased as a result of a slight increase in ridership after the prolonged effect of COVID-19.

Fare Revenues increased by \$465 (0.62%) compared to 2023 as a result of an increase in ridership from reopening of the economy after the prolonged impact of COVID-19.

⁽²⁾ Federal Operating Revenues are not generated by MARTA; thus, they are not own-source revenues. Federal Operating Revenues are greater in 2020, 2021, 2022, and 2023 compared to previous years. The increases were the result of additional funding from the FTA in the form of Federal Cares Act and ARP grant awards which has been exhausted.

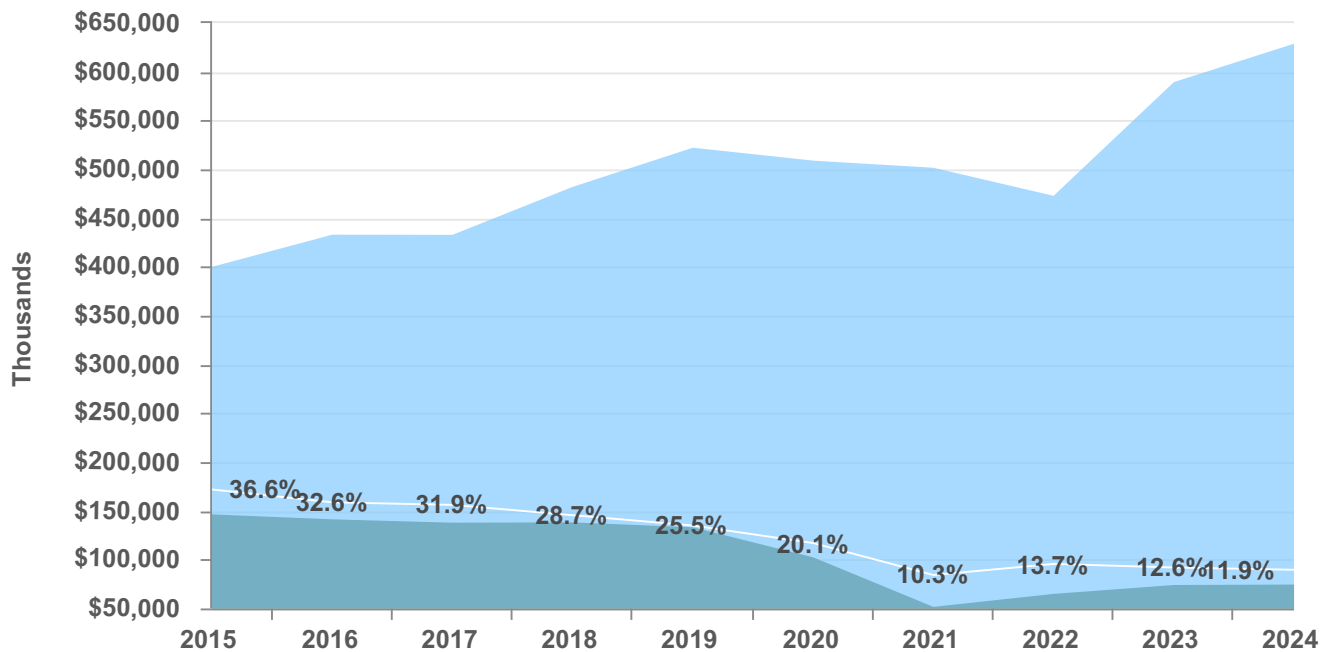
⁽³⁾ MARTA is a public corporate body created as joint public instrumentality and does not have the power to impose any tax on any subject of taxation. MARTA receives 1% sales tax from Fulton County, Dekalb County and Clayton County and 1.5% from the City of Atlanta levied on its behalf by the aforementioned jurisdiction.

⁽⁴⁾ Non-Transportation includes Ad Valorem Tax, Other Non-Operating Revenues and the Gain/(Loss) on Sale of Property and Equipment.

Farebox Recovery Percentage

Last Ten Fiscal Years
(Dollars in Thousands)

Fiscal Year	Farebox Revenue	Percent Change	Operating Expenses ⁽²⁾	Percent Change	Farebox Recovery
2015	\$146,417	4.3%	\$400,157	(3.0)%	36.6%
2016	141,360	(3.5)	433,099	8.2	32.6
2017	137,914	(2.4)	432,955	—	31.9
2018	138,254	0.2	482,132	11.4	28.7
2019	133,186	(3.7)	522,242	8.3	25.5
2020 ⁽³⁾	102,420	(23.1)	509,004	(2.5)	20.1
2021 ⁽³⁾	51,642	(49.6)	501,706	(1.4)	10.3
2022 ⁽³⁾	64,951	25.8	472,926	(5.7)	13.7
2023 ^(1& 3)	74,057	14.0	589,439	24.6	12.6
2024 ^(1& 4)	74,522	0.6	628,839	6.7	11.9



(1) Farebox Revenue increased slightly from the prolonged impact of COVID-19

(2) Excludes Depreciation Expense

(3) Operating Expenses were impacted by COVID-19

(4) The majority of the increases were related to all operating expenses categories except maintenance and garage operation

Sales & Use Tax Rates Direct and Overlapping Governments

Last Ten Fiscal Years

Year	State of Georgia (1)	MARTA (2)	DeKalb County (3 & 8)	Fulton County (4 & 8)	Clayton County (5)	Cobb County (6)	Gwinnett County (7)
2015	4%	1%	2%	2%	2%	2%	2%
2016	4	1	2	2	3	2	2
2017	4	1	2	3	3	2	2
2018	4	1	4	4	3	2	2
2019	4	1	4	4	3	2	2
2020	4	1	3.9	3.9	3	2	2
2021	4	1	3.9	3.9	3	2	2
2022	4	1	3.5	3.5	3	2	2
2023	4	1	3.9	3.9	3	2	2
2024	4	1	3.9	3.9	3	2	2

⁽¹⁾ Charged in all counties.

⁽²⁾ Charged in counties in the MARTA district which have a service contract with MARTA, currently Fulton, DeKalb and Clayton counties.

⁽³⁾ Education tax and homestead tax effective July 1, 1997.

⁽⁴⁾ Local option tax effective April 1, 1983. Education tax effective July 1, 1997.

⁽⁵⁾ Local option tax effective April 1, 1994. Education tax effective July 1, 1997. Special purpose tax effective July 1, 1998.

⁽⁶⁾ Education tax effective April 1, 1999.

⁽⁷⁾ Special purpose tax effective April 1, 1992. Education tax effective July 1, 1997.

⁽⁸⁾ Local other purpose tax levied only within the City of Atlanta effective October 1, 2004.

Source: Georgia Department of Revenue

INTENTIONALLY LEFT BLANK



DEBT CAPACITY 6

METROPOLITAN ATLANTA
RAPID TRANSIT AUTHORITY

INTENTIONALLY LEFT BLANK

Sales and Use Tax Revenue Bond Debt Coverage

Last Ten Fiscal Years
(Dollars in Thousands)

Fiscal Year	Sales & Use Tax	Debt Service Requirements			Debt Service Coverage ⁽¹⁾
		Principal	Interest	Total	
2015	\$377,743	\$55,255	\$78,817	\$134,072	2.82%
2016	409,718	59,425	86,018	145,443	2.82
2017	439,039	24,660	84,132	108,792	4.04
2018	507,146	38,520	75,498	114,018	4.45
2019	540,310	44,160	82,297	126,457	4.27
2020 ⁽²⁾	521,898	51,825	84,979	136,804	3.81
2021 ⁽²⁾	569,682	55,240	83,945	139,185	4.09
2022 ⁽³⁾	669,133	62,215	77,362	139,577	4.79
2023 ⁽³⁾	704,416	67,050	73,311	140,361	5.02
2024 ⁽³⁾	723,263	59,480	69,329	128,809	5.62

⁽¹⁾ Bond indebtedness is limited by the Trust Indenture and the Trustee in each bond year to the extent that estimated amounts of sales and use tax received are at least equal to two (2) times the aggregate amount of total debt service.

⁽²⁾ Sales and Use Tax was impacted by COVID-19.

⁽³⁾ Sales and Use Tax increased as a result of a rise in consumer spending on retail sales and the impact of inflation.

Sales & Use Tax Revenue Bond Debt Service Limit

June 30, 2024
(Dollars in Thousands)

Sales & Use Tax	\$ 723,263
Debt Service Limitation ⁽¹⁾	<u>45%</u>
Debt Service Limit	325,468
Required for Debt Service ⁽²⁾	<u>128,809</u>
Excess	<u>\$ 196,659</u>

⁽¹⁾ The MARTA Board established a limit for the annual debt service to be paid for by sales and use tax revenue bonds to no more than 45% of the estimated sales tax receipts for the year.

⁽²⁾ From page 117 - Sales & Use Tax Revenue Bond Debt Service Limit.

Sales & Use Tax Revenue Bond Debt Service Limit

Last Ten Fiscal Years
(Dollars in Thousands)

Fiscal Year	Sales & Use Tax	Required for Debt Service	Ratio of Debt Service ⁽¹⁾
2015	\$377,743	\$134,072	35.5%
2016	409,718	145,443	35.5
2017	439,039	108,792	24.8
2018	507,146	114,018	22.5
2019	540,310	126,457	23.4
2020 ⁽²⁾	521,898	136,804	26.2
2021 ⁽²⁾	569,682	139,185	24.4
2022 ⁽³⁾	669,133	139,577	20.9
2023 ⁽³⁾	704,416	140,361	19.9
2024 ⁽³⁾	723,263	128,809	17.8

⁽¹⁾ The MARTA Board established a limit for the annual debt service to be paid for by sales and use tax revenue bonds to no more than 45% of the estimated sales tax receipts for the year.

⁽²⁾ Sales and Use Tax was impacted by COVID-19.

⁽³⁾ Sales and Use Tax increased as a result of a rise in consumer spending on retail sales and the impact of inflation.

Sales & Use Tax Revenue Bond Debt Ratios

Last Ten Fiscal Years
(Dollars in Thousands)

DEBT CAPACITY

2024 Annual Comprehensive Financial Report Year Ended June 30, 2024 STATISTICAL SECTION

Fiscal Year	Net Outstanding Sales Tax Revenue Bond ⁽¹⁾	Capital Leases ⁽¹⁾	Total Debt Outstanding	Total Unlinked Passenger Count ⁽²⁾	Per Capita ⁽³⁾	As a Share of Personal Income ⁽⁴⁾
2015	\$2,131,498	\$452,067	\$2,583,565	135,406	\$19	2.36%
2016	2,176,583	311,633	2,488,216	132,724	19	2.09
2017	2,345,485	324,663	2,670,148	125,741	21	2.09
2018	2,125,742	300,571	2,426,313	119,442	20	1.79
2019	2,186,670	320,559	2,507,229	116,665	21	1.70
2020 ⁽⁵⁾	2,405,142	394,415	2,799,557	93,669	30	0.02
2021 ⁽⁵⁾	2,349,165	374,625	2,723,790	45,873	59	1.64
2022 ⁽⁵⁾	2,287,542	—	2,287,542	50,754	45	*
2023 ⁽⁵⁾	2,191,163	—	2,191,163	61,275	36	*
2024	2,089,893	—	2,089,893	64,194	33	*

* Not available

⁽¹⁾ From MARTA Financial Statements 2015 to 2024

⁽²⁾ See "Unlinked Passenger Changes" on Page 133

⁽³⁾ Outstanding Debt per Unlinked Passenger Count on Page 133

⁽⁴⁾ Outstanding Debt per Total Service District Personal Income, revised in FY 2024: see Trends in Personal Income on page 123

⁽⁵⁾ Total Unlinked Passenger Count was impacted by COVID-19

Computation of Overlapping Debt

(Dollars in Thousands)


Jurisdiction:	Amount Outstanding	Percentage Applicable to MARTA	Amount Applicable to MARTA
Fulton County Library Bonds ⁽¹⁾	\$216,174	100	\$216,174
Fulton County Urban Redevelopment Agency ⁽¹⁾	115,137	100	115,137
Fulton County - Lease and other subscription arrangement	149,447	100	149,447
DeKalb County ⁽²⁾	170,659	100	170,659
Atlanta - Financed Purchases	68,515	100	68,515
Atlanta - Subscription Based Information Technology Arrangements (SBITA)	8,369	100	8,369
Atlanta Liability	23,329	100	23,329
Municipalities:			
Atlanta ⁽²⁾	664,790	94	626,963
Alpharetta ⁽¹⁾	104,131	100	104,131
Hapeville ⁽¹⁾	4,785	100	4,785
Fairburn ⁽¹⁾	3,125	100	3,125
Johns Creek ⁽¹⁾	36,894	100	36,894
Union City ⁽¹⁾	8,225	100	8,225
Milton ⁽¹⁾	43,896	100	43,896
Roswell ⁽¹⁾	89,206	100	89,206
Fulton-DeKalb Hospital Authority Series 2012 ⁽²⁾	27,935	100	27,935
Atlanta-Fulton County Recreation Authority - Zoo 2007 ⁽²⁾	149,547	100	149,547
South Fulton Regional Jail Authority (Fulton Project) ⁽¹⁾	9,385	100	9,385
East Point Building Authority ⁽¹⁾	31,804	100	31,804
Total Overlapping Debt	\$1,925,353		\$1,887,526

This schedule depicts the debt obligations imposed by other governments that are, either wholly or in part, within the geographic boundaries of MARTA, and the percent of property within MARTA's boundaries. MARTA has no obligation to the other governments for their debt.

⁽¹⁾ Source: Year Ended December 31, 2023 ACFR for the Fulton County

⁽²⁾ Source: Year Ended December 31, 2023 ACFR for the City of Atlanta and Dekalb County

INTENTIONALLY LEFT BLANK

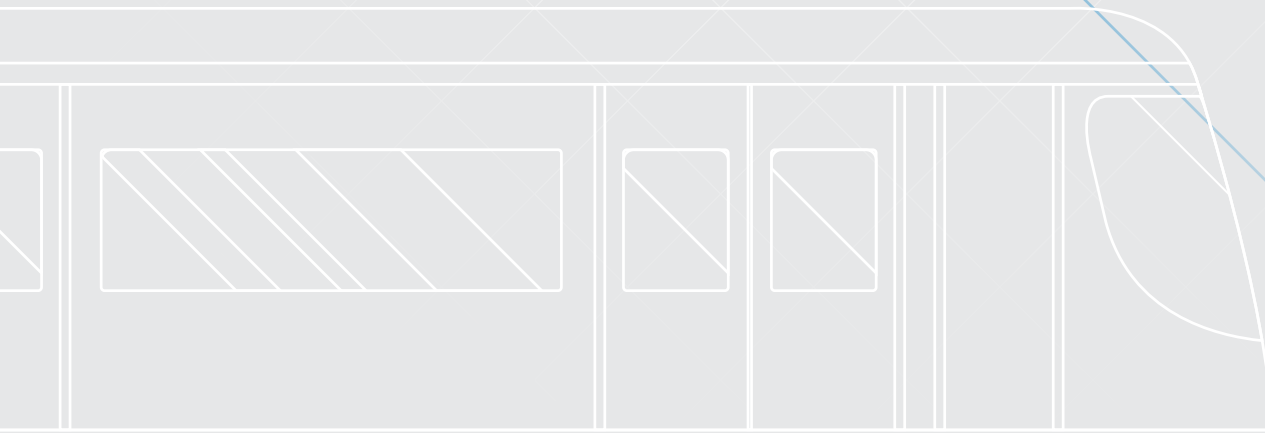


7

DEMOGRAPHIC & ECONOMIC INFORMATION



**METROPOLITAN ATLANTA
RAPID TRANSIT AUTHORITY**



INTENTIONALLY LEFT BLANK

Trends in Personal Income

Last Ten Fiscal Years
(Dollars in Thousands)

Calendar Year	Total Personal Income				% Change Clayton County	% Change Fulton County	% Change DeKalb County	PER CAPITA*** Personal Income		
	Clayton County	Fulton County	DeKalb County	Total Service District ⁽¹⁾				Clayton County	Fulton County	DeKalb County
2015	\$7,129,808	\$70,716,189	\$31,466,648	\$109,312,645	1.6%	10.6%	(1.6)%	\$26,025	\$69,977	\$42,819
2016	7,466,751	77,713,366	34,026,710	119,206,827	4.7	9.4	8.1	26,702	78,794	45,522
2017	7,698,857	83,820,696	36,519,269	128,038,822	4.7	6.2	6.7	27,058	80,683	48,557
2018	7,933,521	91,897,602	38,765,531	138,596,654	3.6	4.6	4.8	27,430	87,395	51,310
2019	8,283,608	99,005,158	40,238,177	147,526,943	3.3	6.4	3.2	28,329	92,961	52,950
2020	9,649,947	102,439,388	43,637,126	155,726,461	16.5	3.5	8.4	32,446	95,825	57,129
2021	10,712,179	108,742,651	46,873,308	166,328,138	11.1	6.5	8.3	36,056	102,074	61,861
2022*	9,736,416	108,123,538	47,777,254	165,637,208	-9.1	-0.6	1.9	32,831	100,614	62,632
2023**	**	**	**	**	**	**	**	**	**	**
2024**	**	**	**	**	**	**	**	**	**	**

* Revised per latest update from US Department of Commerce BEA dated November 2023

** Not available

*** Actual dollar amounts

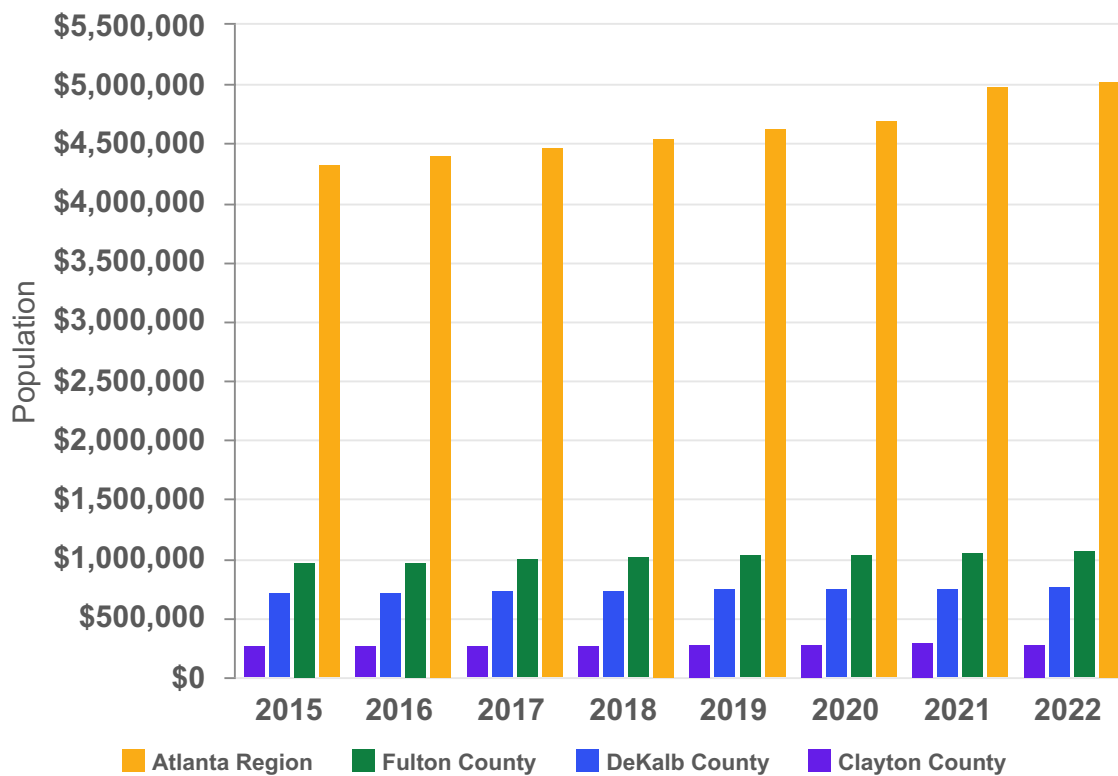
⁽¹⁾Represents Total Personal Income

Population

Last Ten Fiscal Years

Population Growth Since 2015

Year	Clayton County	Fulton County	DeKalb County	Atlanta Region
2015	266,900	970,400	718,400	4,332,600
2016	270,600	985,700	725,000	4,401,800
2017	275,300	1,002,800	733,900	4,480,100
2018	279,400	1,020,370	744,530	4,555,900
2019	283,900	1,037,070	753,030	4,628,400
2020	297,417	1,069,023	763,831	4,974,480
2021	297,100	1,065,334	757,718	4,992,026
2022	296,564	1,074,634	762,820	5,042,532
2023*	*	*	*	*
2024*	*	*	*	*



*Not available

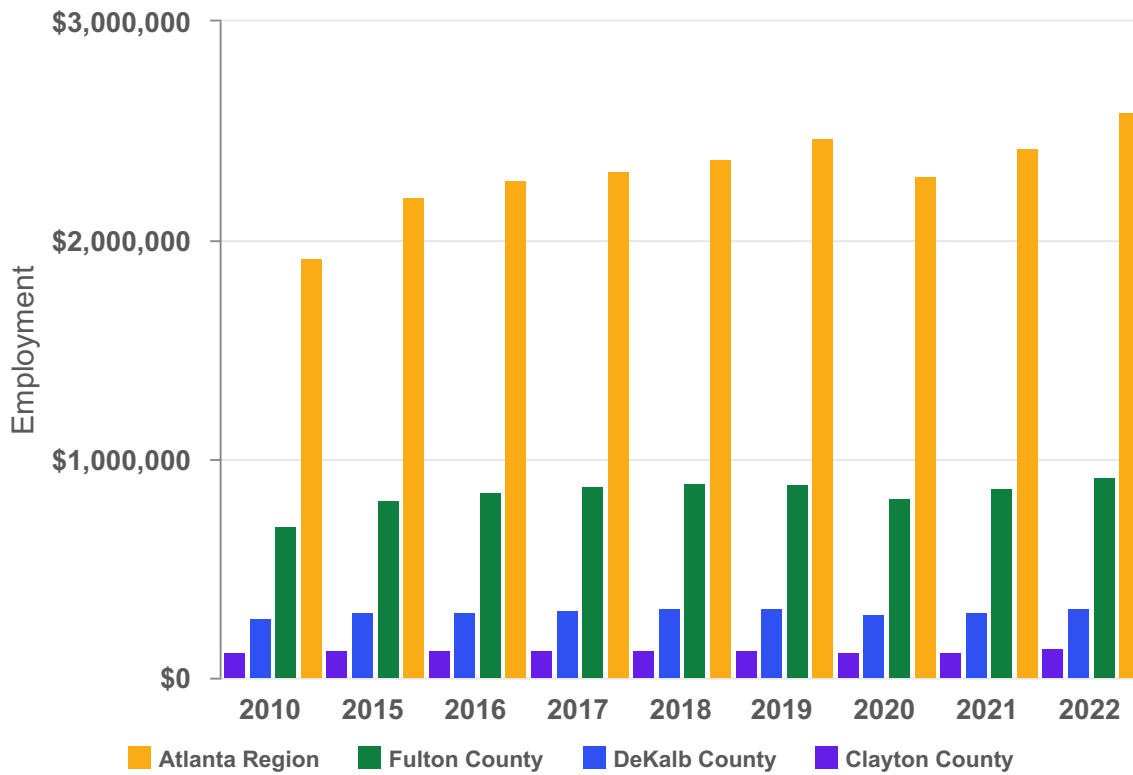
**Revised

Source: Atlanta Regional Commission

Employment

Employment Growth Since 2010

Year	Clayton County	Fulton County	DeKalb County	Atlanta Region
2010	119,055	692,677	281,026	1,925,328
2015	130,143	818,902	301,880	2,198,411
2016	128,599	856,499	307,448	2,277,889
2017	130,233	878,099	312,424	2,320,307
2018	129,834	885,725	319,250	2,426,455
2019	133,790	890,730	319,335	2,473,164
2020	121,918	822,407	295,484	2,294,209
2021	124,749	866,466	308,528	2,429,825
2022	136,983	924,956	322,992	2,594,034
2023*	*	*	*	*
2024*	*	*	*	*



*Not available

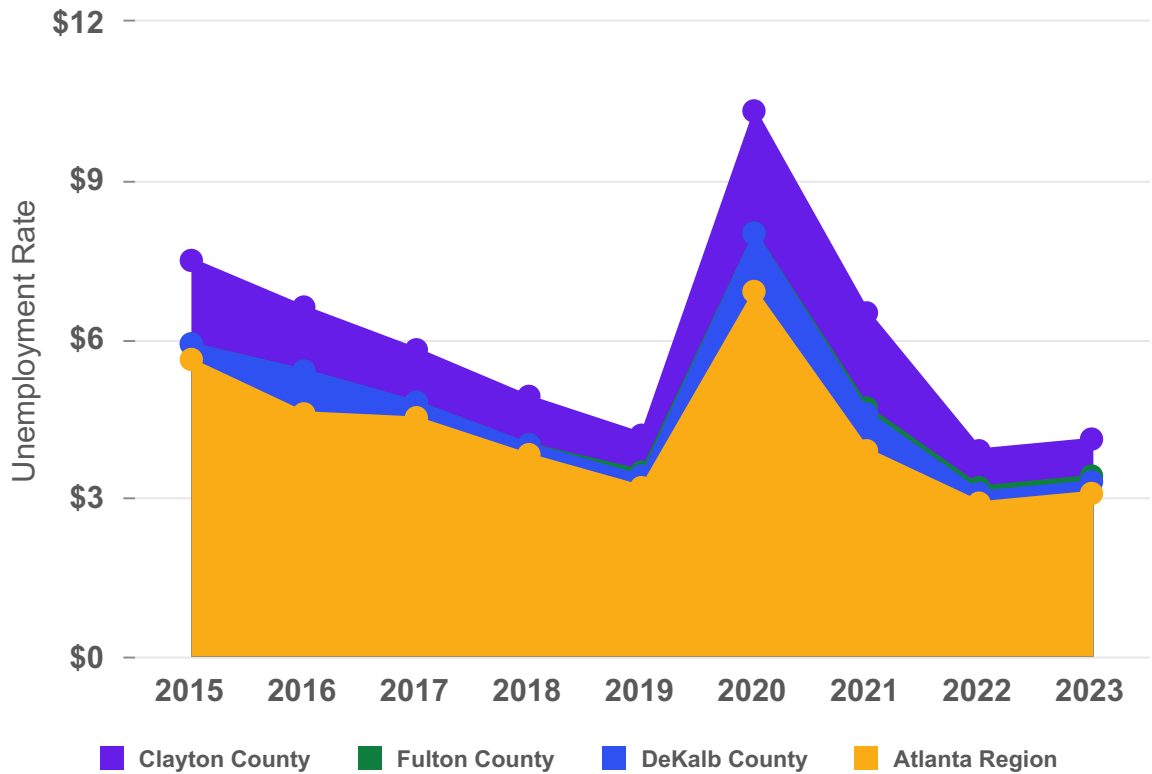
Source: Atlanta Regional Commission

Unemployment Rates

Last Ten Fiscal Years

Unemployment Rates Since 2015

Year	Clayton County	Fulton County	DeKalb County	Atlanta Region
2015	7.5	5.9	5.9	5.6
2016	6.6	5.4	5.4	4.6
2017	5.8	4.8	4.8	4.5
2018	4.9	4	4	3.8
2019	4.2	3.5	3.4	3.2
2020	10.3	8.0	8.0	6.9
2021	6.5	4.7	4.6	3.9
2022	3.9	3.2	3.1	2.9
2023	4.1	3.4	3.3	3.1
2024**	**	**	**	**



** Not Available

Source: U.S. Department of Labor-Bureau of Labor Statistics

Top Ten Corporate Employers in the Atlanta Region


Current Year and Nine Years Ago

Company	2023			2014		
	Number of Full Time Employees	Rank	Percentage of Total Employment	Number of Full Time Employees	Rank	Percentage of Total Employment
Delta Air Lines, Inc.	39,550	1	1.52%	30,000	1	1.15%
Emory Healthcare, Inc.	33,497	2	1.29			
Piedmont Healthcare	25,110	3	0.97			
Northside Hospital	24,500	4	0.94			
Publix Super Markets	22,390	5	0.86	9,819	4	0.37
The Home Depot	21,310	6	0.82	9,000	5	0.34
Children's Healthcare of Atlanta	11,000	7	0.42			
Cox Enterprises, Inc.	10,027	8	0.39	7,484	6	0.29
State Farm	8,146	9	0.31			
Lockheed Martin Aeronautics Co.	7,600	10	0.29	5,800	8	0.22
AT&T				16,794	2	0.64
UPS				7,447	7	0.28
Sun Trust Bank				5,583	9	0.21
Wells Fargo & Company				5,492	10	0.21
Wellstar Health System				14,000	3	0.53
	<u>203,130</u>		<u>6.31</u>	<u>111,419</u>		<u>4.25</u>

SOURCES: Metro Atlanta Chamber of Commerce, 2022-2023

Note: No data available for 2024

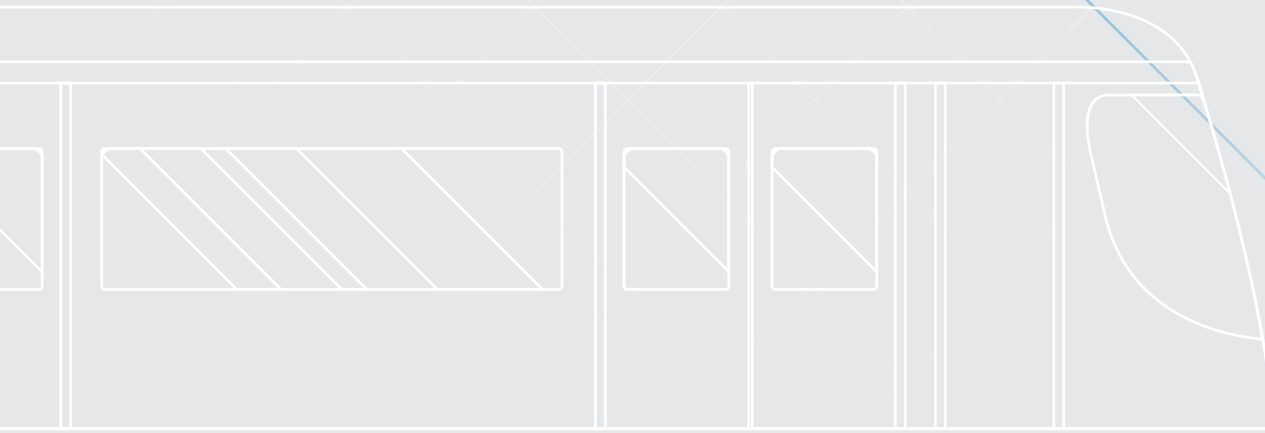
INTENTIONALLY LEFT BLANK



OPERATING INFORMATION 8



**METROPOLITAN ATLANTA
RAPID TRANSIT AUTHORITY**



INTENTIONALLY LEFT BLANK

Transit Service Effort & Accomplishments Per Mile

Last Ten Fiscal Years
(Vehicle Miles In Thousands)

Fiscal Year	Revenue Vehicle Miles ⁽¹⁾				Operating Expense ⁽²⁾ Per Mile	Operating Expense ⁽²⁾ Per Passenger Mile ^{(1) (3)}	Unlinked Passenger Trips Per Mile ^{(1) (3)}
	Bus	Rail	Total	% Change			
2015	23,138	22,215	45,353	12%	\$8.82	\$0.54	2.9
2016	25,181	22,268	47,449	5	9.13	0.59	2.8
2017	26,239	22,334	48,573	2	8.91	0.60	2.6
2018	27,163	22,373	49,536	2	9.73	0.70	2.4
2019	28,122	22,511	50,633	2	10.31	0.75	2.3
2020 ⁽⁴⁾	28,303	20,431	48,734	(4)	10.44	0.97	1.9
2021 ⁽⁴⁾	26,018	17,253	43,271	(11)	11.59	2.05	1.1
2022 ⁽⁴⁾	23,919	17,937	41,856	(3)	11.29	1.60	1.2
2023 ⁽⁴⁾	23,905	17,970	41,875	—	14.08	1.72	1.5
2024 ⁽⁴⁾	23,938	18,883	42,821	2	14.69	1.72	1.5

⁽¹⁾ Does not include demand response.

⁽²⁾ Operating expense excludes depreciation.

⁽³⁾ Unlinked Passenger figures count passengers each time that person boards a transit vehicle from the initial point of origin until he or she reaches a final destination.

⁽⁴⁾ Impacted by COVID-19.

Transit Service Effort and Accomplishments Per Hour

Last Ten Fiscal Years
(Vehicle Hours In Thousands)

Fiscal Year	Revenue Vehicle Hours ⁽¹⁾				Operating Expense ⁽²⁾ Per Hour	Operating Expense ⁽²⁾ Per Passenger Trip ^{(1) (3)}	Unlinked Passenger Trips Per Revenue Vehicle Hour ^{(1) (3)}
	Bus	Rail	Total	% Change			
2015	1,896	836	2,732	9%	\$146.44	\$2.94	49.8
2016	2,043	838	2,881	5	150.33	3.27	46.1
2017	2,114	840	2,954	3	146.57	3.44	42.6
2018	2,205	841	3,046	3	158.29	4.04	39.2
2019	2,279	845	3,124	3	167.17	4.48	37.3
2020 ⁽⁴⁾	2,323	771	3,094	(1)	164.51	5.43	30.3
2021 ⁽⁴⁾	2,103	651	2,754	(11)	182.20	10.94	16.7
2022 ⁽⁴⁾	1,886	675	2,561	(7)	184.69	9.32	19.8
2023 ⁽⁴⁾	1,886	676	2,562	—	229.98	9.62	23.9
2024 ⁽⁴⁾	1,883	707	2,590	1	242.79	9.80	24.8

⁽¹⁾ Does not include demand response.

⁽²⁾ Operating expense excludes depreciation.

⁽³⁾ Unlinked Passenger figures count passengers each time that person boards a transit vehicle from the initial point of origin until he or she reaches a final destination.

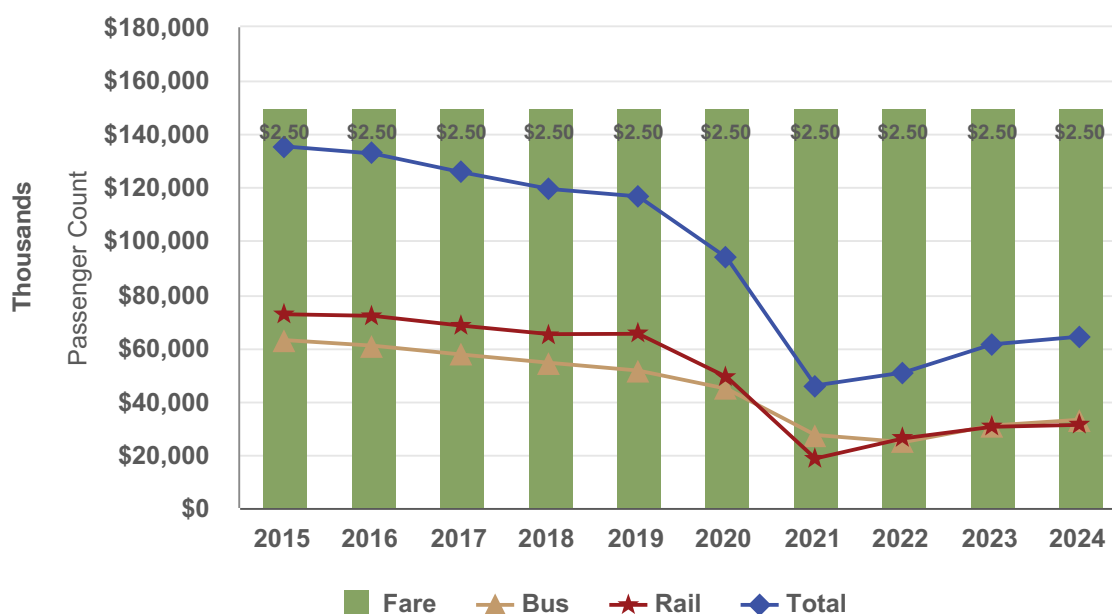
⁽⁴⁾ Impacted by COVID-19.

Unlinked Passenger Changes

Last Ten Fiscal Years
(In Thousands)
Unlinked Passenger Count ⁽¹⁾

Fiscal Year	Bus ⁽¹⁾	% Change	Rail ⁽¹⁾	% Change	Total ⁽¹⁾	% Change
2015	\$62,869	5.2%	\$72,537	5.5%	\$135,406	5.3%
2016	60,779	(3.3)	71,945	(0.8)	132,724	(2.0)
2017	57,460	(5.5)	68,281	(5.1)	125,741	(5.3)
2018	54,355	(5.4)	65,087	(4.7)	119,442	(5.0)
2019	51,448	(5.3)	65,217	0.2	116,665	(2.3)
2020 ⁽²⁾	44,638	(13.2)	49,031	(24.8)	93,669	(19.7)
2021 ⁽²⁾	27,339	(38.8)	18,533	(62.2)	45,872	(51.0)
2022 ⁽²⁾	24,674	(9.7)	26,080	40.7	50,754	10.6
2023 ⁽²⁾	30,879	25.1	30,396	16.5	61,275	20.7
2024 ⁽²⁾	33,067	7.1	31,127	2.4	64,194	4.8

Relationship of Fare Changes to Linked Passenger Counts



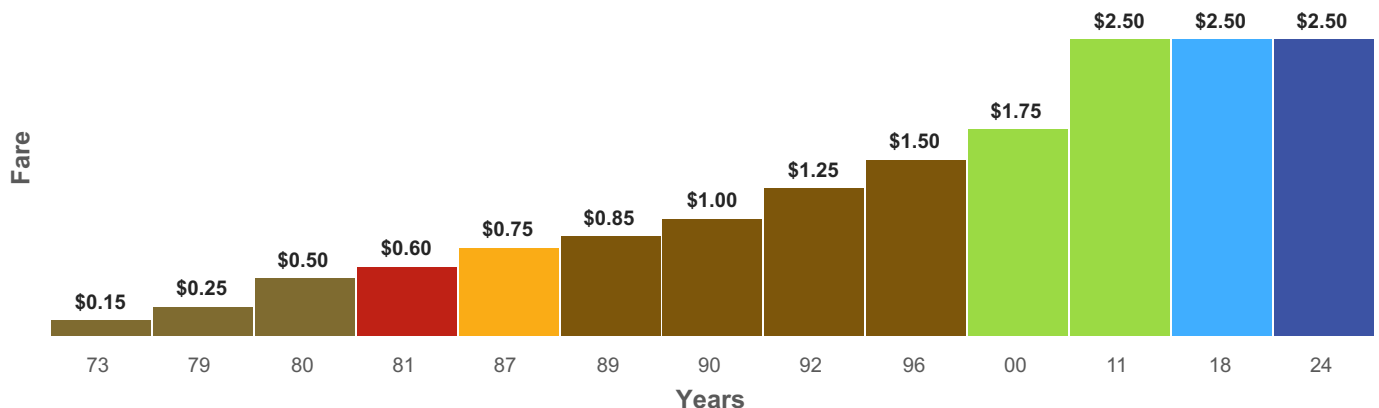
⁽¹⁾ Unlinked passenger count is any transit vehicle passenger boarding, whether it is the first boarding of an origin-to-destination journey or a subsequent transfer.

⁽²⁾ Impacted by COVID-19.

Fare Structure

For the Fiscal Year Ended June 30, 2024

Regular Fare		Discounted Mobility Service (unlimited travel for 30 days on Breeze Card) \$128.00	
Single Trip (stored on Breeze Card or Breeze Ticket)	\$2.50	Mobility on Fixed Route (For Mobility certified customers riding fixed route with Mobility Breeze Card)	No charge
Round Trip-including transfers(stored on Breeze Card or Breeze Ticket)	\$5.00		
Ten(10) single trips(10 trips on Breeze Card or Breeze Ticket)	\$25.00		
Discounted Fare		Student Programs	
Twenty (20) single trips (20 trips stored on one Breeze Card or Breeze Ticket)	\$42.50	K-12 Program (Grade School and High School students K-12, Monday through Friday)	
30 day pass (unlimited travel for 30 consecutive days, all regular service)	\$95.00	Ten(10) trip pass (to/from school), all regular school	\$14.40
7 day pass (unlimited travel for 7 consecutive days, all regular service)	\$23.75	University Pass (U-Pass) Program	
Day passes (unlimited travel for consecutive days, all regular service). Price per day:		Monthly discount program for college or university students and staff	Students : \$68.50
1 day:	\$9.00		Faculty/Staff: \$83.80
2 day:	\$14.00	Convention and Visitors Pass	
3 day:	\$16.00	For groups of 15 or more, ordered a minimum of 20 days in advance. Price per day:	
4 day:	\$19.00	1 day:	\$9.00
		2 day:	\$14.00
		3 day:	\$16.00
		4 day:	\$19.00
		7 day:	\$23.75
		30 day:	\$95.00
Atlanta Streetcar			
One Way Trip (ADULT)	\$1.00		
Child (Up to 2 children, 46" & under w/paid adult)*			
One Day Pass	\$3.00		
and older and disabled customers using regular service)	\$1.00		
Mobility Service (Demand response for certified customers)	\$4.00		
Personal care attendant may ride free (if required)			
Discounted Mobility Service (20 single trips)	\$68.00		



Vehicles Operated in Maximum Service

Last Ten Fiscal Years

Fiscal Year	Bus	Rail	Total ⁽¹⁾
2015	450	180	630
2016	453	180	633
2017	466	206	672
2018	465	196	661
2019	448	178	626
2020	425	178	603
2021	442	128	570
2022	407	210	617
2023	443	160	603
2024	384	152	536

⁽¹⁾Does not include demand response.

Number of Employees

Last Ten Fiscal Years

Fiscal Year	Full-Time	Part-Time	Total
2015	4,317	208	4,525
2016	4,356	288	4,644
2017	4,249	264	4,513
2018	3,940	212	4,152
2019	4,319	118	4,437
2020	4,238	251	4,489
2021	4,523	198	4,721
2022	4,375	143	4,518
2023	4,670	122	4,792
2024	4,406	101	4,507

Note: A full-time employee is scheduled to work 260 days per year (365 minus two days off per week).
At eight hours per day, 2,080 hours are scheduled per year (including Paid Time Off).
Full-Time equivalent employment is calculated by dividing total labor hours by 2,080.

Miscellaneous Statistical Data

Last Ten Fiscal Years

OPERATING INFORMATION

STATISTICAL SECTION 2024 Annual Comprehensive Financial Report Year Ended June 30, 2024

	2024	2023	2022	2021	2020	2019	2018	2017	2016	2015
Population served	1,765,500	1,742,072	1,720,800	1,646,800	1,626,211	1,618,865	2,079,829	1,967,468	2,019,388	1,986,022
Size of area served (in square miles)	613	605	614	597	597	592	567	567	567	515
Number of Bus Routes	113	113	113	111	44	110	108	100	100	97
Annual Bus Passenger Miles (in millions) (Excludes Paratransit/Demand Response)	144.7	129.9	117.4	120.1	196.1	243.6	245.6	251.2	258.6	257.03
Miles of Bus Route	1785	1831	1811	1796	1805	1775	1741	1600	1659	1636
-Average On Time Performance	77.2 %	77.4 %	80.8 %	82.0 %	77.1 %	77.1 %	78.6 %	78.5 %	78.8 %	79.6 %
Miles of Rail Route	48	48	48	48	48	48	50.7	48	48	48
-Average On Time Performance	96.0 %	96.8 %	96.8 %	97.6 %	97.8 %	96.8 %	97.1 %	98.0 %	96.6 %	96.2 %
Annual Rail Passenger Miles (in millions)	221.3	213.5	180.8	125.0	330.2	449.0	449.9	468.8	477.3	472.8
Number of Rail Stations	38	38	38	38	38	38	38	38	38	38
Number of Bus Stop Locations	8922	8887	8971	8949	9035	9088	9193	9136	9210	8941
Number of Bus Park And Ride Facilities	8	8	8	8	8	8	7	7	7	6
Number of Bus Shelters	1228	1126	1013	896	790	698	681	652	754	741
Bus Passenger Parking Capacity	2836	2770	2801	2981	2981	2981	3053	2843	2807	2750
Rail Passenger Parking Capacity	18478	18970	19730	22057	22057	20947	20300	21200	21645	21992
No. of Buses in Active Fleet	548	567	583	539	538	594	555	550	569	565
-Average Vehicle Age (in years)	7.5	6.4	6.4	5.4	4	5.4	5.4	6.4	5.4	4.4
No. of Mobility Vehicles in Active Fleet	240	237	239	240	242	208	211	210	211	198
-Average Vehicle Age (in years)	4.5	4.5	3.5	2.5	2.0	2.6	3.8	2.9	1.9	1.9
No. of Rapid Rail Vehicles in Active Fleet	270	274	258	262	250	290	306	316	336	336
-Average Vehicle Age (in years)	35.6	34.6	32.6	32.6	31.0	29.6	28.6	27.6	27.6	26.6
No. of Streetcars ⁽¹⁾ in Active Fleet	4	3	4	4	4	4	—	—	—	—
-Average Vehicle Age (in years)	9.1	8.1	7.1	6.1	5	4.1	—	—	—	—
Annual Mobility Vehicle Miles (in millions)	9.4	8.9	8.1	5.0	8.7	10.4	10	9.3	8.5	8.2
Investment In Property and Equipment (in billions)	\$8,814	\$8,636	\$8,444	\$8,181	\$7,955	\$7,685	\$7,397	\$7,166	\$7,030	\$6,941

⁽¹⁾ In FY 2019 MARTA assumed the ownership and operation of the streetcars.

INTENTIONALLY LEFT BLANK



SINGLE 9 AUDIT

METROPOLITAN ATLANTA
RAPID TRANSIT AUTHORITY

INTENTIONALLY LEFT BLANK

INDEPENDENT AUDITOR'S REPORT ON INTERNAL CONTROL
OVER FINANCIAL REPORTING AND ON COMPLIANCE AND OTHER MATTERS
BASED ON AN AUDIT OF FINANCIAL STATEMENTS PERFORMED
IN ACCORDANCE WITH GOVERNMENT AUDITING STANDARDS

Board of Directors
Metropolitan Atlanta Rapid Transit Authority
Atlanta, Georgia

We have audited, in accordance with the auditing standards generally accepted in the United States of America and the standards applicable to financial audits contained in *Government Auditing Standards* issued by the Comptroller General of the United States, the financial statements of the business-type activities and fiduciary activities of Metropolitan Atlanta Rapid Transit Authority (MARTA) as of and for the year ended June 30, 2024 and related notes to the financial statements, which collectively comprise MARTA's basic financial statements, and have issued our report thereon dated December 4, 2024. Our report includes a reference to other auditors who audited the financial statements of the MARTA/ATU Local No. 732 Employees Retirement Plan and the MARTA Non-Represented Pension Plan, as described in our report on MARTA's financial statements. The financial statements of the MARTA/ATU Local No. 732 Employees Retirement Plan and the MARTA Non-Represented Pension Plan were not audited in accordance with *Government Auditing Standards*.

Report on Internal Control Over Financial Reporting

In planning and performing our audit of the financial statements, we considered MARTA's internal control over financial reporting (internal control) as a basis for designing the audit procedures that are appropriate in the circumstances for the purpose of expressing our opinions on the financial statements, but not for the purpose of expressing an opinion on the effectiveness of MARTA's internal control. Accordingly, we do not express an opinion on the effectiveness of MARTA's internal control.

A deficiency in internal control exists when the design or operation of a control does not allow management or employees, in the normal course of performing their assigned functions, to prevent, or detect and correct, misstatements on a timely basis. A *material weakness* is a deficiency, or a combination of deficiencies, in internal control, such that there is a reasonable possibility that a material misstatement of the entity's financial statements will not be prevented, or detected and corrected on a timely basis. A *significant deficiency* is a deficiency, or a combination of deficiencies, in internal control that is less severe than a material weakness, yet important enough to merit attention by those charged with governance.

Our consideration of internal control was for the limited purpose described in the first paragraph of this section and was not designed to identify all deficiencies in internal control that might be material weaknesses or significant deficiencies. Given these limitations, during our audit we did not identify any deficiencies in internal control that we consider to be material weaknesses. However, material weaknesses or significant deficiencies may exist that have not been identified.

(Continued)

Report on Compliance and Other Matters

As part of obtaining reasonable assurance about whether MARTA's financial statements are free from material misstatement, we performed tests of its compliance with certain provisions of laws, regulations, contracts, and grant agreements, noncompliance with which could have a direct and material effect on the financial statements. However, providing an opinion on compliance with those provisions was not an objective of our audit, and accordingly, we do not express such an opinion. The results of our tests disclosed no instances of noncompliance or other matters that are required to be reported under *Government Auditing Standards*.

Purpose of this Report

The purpose of this report is solely to describe the scope of our testing of internal control and compliance and the results of that testing, and not to provide an opinion on the effectiveness of the entity's internal control or on compliance. This report is an integral part of an audit performed in accordance with *Government Auditing Standards* in considering the entity's internal control and compliance. Accordingly, this communication is not suitable for any other purpose.



Crowe LLP

Atlanta, Georgia
December 4, 2024

INDEPENDENT AUDITOR'S REPORT ON COMPLIANCE FOR EACH MAJOR FEDERAL
PROGRAM; REPORT ON INTERNAL CONTROL OVER COMPLIANCE;
AND REPORT ON THE SCHEDULE OF EXPENDITURES OF FEDERAL
AWARDS REQUIRED BY THE UNIFORM GUIDANCE

Board of Directors
Metropolitan Atlanta Rapid Transit Authority
Atlanta, Georgia

Report on Compliance for Each Major Federal Program

Opinion on Major Federal Program

We have audited Metropolitan Atlanta Rapid Transit Authority's (MARTA's) compliance with the types of compliance requirements identified as subject to audit in the OMB Compliance Supplement that could have a direct and material effect on each of MARTA's major federal programs for the year ended June 30, 2024. MARTA's major federal programs are identified in the summary of auditor's results section of the accompanying schedule of findings and questioned costs.

In our opinion, MARTA complied, in all material respects, with the compliance requirements referred to above that could have a direct and material effect on its major federal programs for the year ended June 30, 2024.

Basis for Opinion on Each Major Federal Program

We conducted our audit of compliance in accordance with auditing standards generally accepted in the United States of America (GAAS); the standards applicable to financial audits contained in Government Auditing Standards issued by the Comptroller General of the United States (*Government Auditing Standards*); and the audit requirements of Title 2 U.S. *Code of Federal Regulations Part 200, Uniform Administrative Requirements, Cost Principles, and Audit Requirements for Federal Awards* (Uniform Guidance). Our responsibilities under those standards and the Uniform Guidance are further described in the Auditor's Responsibilities for the Audit of Compliance section of our report.

We are required to be independent of MARTA and to meet our other ethical responsibilities, in accordance with relevant ethical requirements relating to our audit. We believe that the audit evidence we have obtained is sufficient and appropriate to provide a basis for our opinion on compliance for each major federal program. Our audit does not provide a legal determination of MARTA's compliance with the compliance requirements referred to above.

Responsibilities of Management for Compliance

Management is responsible for compliance with the requirements referred to above and for the design, implementation, and maintenance of effective internal control over compliance with the requirements of laws, statutes, regulations, rules and provisions of contracts or grant agreements applicable to MARTA's federal programs.

(Continued)

Auditor's Responsibilities for the Audit of Compliance

Our objectives are to obtain reasonable assurance about whether material noncompliance with the compliance requirements referred to above occurred, whether due to fraud or error, and express an opinion on MARTA's compliance based on our audit. Reasonable assurance is a high level of assurance but is not absolute assurance and therefore is not a guarantee that an audit conducted in accordance with GAAS, *Government Auditing Standards*, and the Uniform Guidance will always detect material noncompliance when it exists. The risk of not detecting material noncompliance resulting from fraud is higher than for that resulting from error, as fraud may involve collusion, forgery, intentional omissions, misrepresentations, or the override of internal control. Noncompliance with the compliance requirements referred to above is considered material, if there is a substantial likelihood that, individually or in the aggregate, it would influence the judgment made by a reasonable user of the report on compliance about MARTA's compliance with the requirements of each major federal program as a whole.

In performing an audit in accordance with GAAS, *Government Auditing Standards*, and the Uniform Guidance, we

- exercise professional judgment and maintain professional skepticism throughout the audit.
- identify and assess the risks of material noncompliance, whether due to fraud or error, and design and perform audit procedures responsive to those risks. Such procedures include examining, on a test basis, evidence regarding MARTA's compliance with the compliance requirements referred to above and performing such other procedures as we considered necessary in the circumstances.
- obtain an understanding of MARTA's internal control over compliance relevant to the audit in order to design audit procedures that are appropriate in the circumstances and to test and report on internal control over compliance in accordance with the Uniform Guidance, but not for the purpose of expressing an opinion on the effectiveness of MARTA's internal control over compliance. Accordingly, no such opinion is expressed.

We are required to communicate with those charged with governance regarding, among other matters, the planned scope and timing of the audit and any significant deficiencies and material weaknesses in internal control over compliance that we identified during the audit.

Report on Internal Control Over Compliance

A *deficiency in internal control over compliance* exists when the design or operation of a control over compliance does not allow management or employees, in the normal course of performing their assigned functions, to prevent, or detect and correct, noncompliance with a type of compliance requirement of a federal program on a timely basis. A *material weakness in internal control over compliance* is a deficiency, or a combination of deficiencies, in internal control over compliance, such that there is a reasonable possibility that material noncompliance with a type of compliance requirement of a federal program will not be prevented, or detected and corrected, on a timely basis. A *significant deficiency in internal control over compliance* is a deficiency, or a combination of deficiencies, in internal control over compliance with a type of compliance requirement of a federal program that is less severe than a material weakness in internal control over compliance, yet important enough to merit attention by those charged with governance.

Our consideration of internal control over compliance was for the limited purpose described in the Auditor's Responsibilities for the Audit of Compliance section above and was not designed to identify all deficiencies in internal control over compliance that might be material weaknesses or significant deficiencies in internal control over compliance. Given these limitations, during our audit we did not identify any deficiencies in internal control over compliance that we consider to be material weaknesses, as defined above. However, material weaknesses or significant deficiencies in internal control over compliance may exist that were not identified.

Our audit was not designed for the purpose of expressing an opinion on the effectiveness of internal control over compliance. Accordingly, no such opinion is expressed.

(Continued)

The purpose of this report on internal control over compliance is solely to describe the scope of our testing of internal control over compliance and the results of that testing based on the requirements of the Uniform Guidance. Accordingly, this report is not suitable for any other purpose.

Report on Schedule of Expenditures of Federal Awards Required by the Uniform Guidance

We have audited the financial statements of the business-type activities and the fiduciary activities of MARTA as of and for the year ended June 30, 2024, and the related notes to the financial statements, which collectively comprise MARTA's basic financial statements. We issued our report thereon dated December 4, 2024, which contained unmodified opinions on those financial statements. Our audit was conducted for the purpose of forming opinions on the financial statements that collectively comprise the basic financial statements. The accompanying schedule of expenditures of federal awards is presented for purposes of additional analysis as required by the Uniform Guidance and is not a required part of the basic financial statements. Such information is the responsibility of management and was derived from and relates directly to the underlying accounting and other records used to prepare the basic financial statements. The information has been subjected to the auditing procedures applied in the audit of the financial statements and certain additional procedures, including comparing and reconciling such information directly to the underlying accounting and other records used to prepare the basic financial statements or to the basic financial statements themselves, and other additional procedures in accordance with auditing standards generally accepted in the United States of America. In our opinion, the schedule of expenditures of federal awards is fairly stated in all material respects in relation to the basic financial statements as a whole.


Crowe LLP

Atlanta, Georgia
December 4, 2024

METROPOLITAN ATLANTA RAPID TRANSIT AUTHORITY
SCHEDULE OF EXPENDITURES OF FEDERAL AWARDS
For The Year Ended June 30, 2024

<u>Program Description</u>	<u>Assistance Listing Number</u>	<u>Grant Number</u>	<u>(Unaudited) Total Program Award</u>	<u>Federal Expenditures</u>	<u>Passed Through to Subrecipients</u>
U.S. Department of Transportation					
Federal Transit Cluster:					
General capital assistance					
Federal transit capital improvement grants					
Capital improvement	20.500	GA-2016-007	\$ 2,000,000	\$ 115,280	\$ -
Capital improvement	20.500	GA-04-0036	2,181,720	60,126	-
Capital improvement	20.500	GA-04-0031	66,539,000	836,762	-
Capital improvement	20.500	GA-2022-018	1,212,500	16,668	-
Subtotal ALN 20.500 - capital			71,933,220	1,028,836	-
Federal transit formula grants (urbanized area formula program)					
Capital assistance	20.507	GA-95-X013	12,375,000	426,037	-
Capital assistance	20.507	GA-95-X027	53,910,512	93,555	-
Capital assistance	20.507	GA-90-X234	1,758,200	174,554	-
Capital assistance	20.507	GA-90-X350	53,464,544	(7,390)	-
Capital assistance	20.507	GA-2018-022	16,564,560	127,658	127,658
Capital assistance	20.507	GA-2019-015	7,804,719	287,517	287,517
Subtotal ALN 20.507 - capital			145,877,535	1,101,931	415,175
General operating assistance					
Operating (Formula grant)	20.507	GA-2017-021	65,224,624	2,162,282	-
Operating (Formula grant)	20.507	GA-2016-016	63,433,517	182,636	-
Operating (Formula grant)	20.507	GA-2018-017	35,903,804	336,662	-
Operating (Formula grant)	20.507	GA-2020-014	112,706,360	2,534,476	-
Operating (Formula grant)	20.507	GA-2021-016	62,654,278	2,322,328	-
COVID-19 – Formula grant	20.507	GA-2022-004	33,524,951	58,362	-
Operating (Formula grant)	20.507	GA-2023-029	44,674,915	30,479,434	-
Subtotal ALN 20.507 - operating			418,122,449	38,076,180	-
Subtotal ALN 20.507			563,999,984	39,178,111	415,175
State of Good Repair Grants Program					
Capital assistance	20.525	GA-2017-032	59,730,485	245,005	-
Subtotal ALN 20.525 - capital			59,730,485	245,005	-
State of Good Repair Grants Program					
Operating (Formula grant)	20.525	GA-2022-030	99,946,784	8,281,533	-
Operating (Formula grant)	20.525	GA-2023-029	99,037,773	72,633,129	-
Subtotal ALN 20.525 – operating/capital			198,534,557	80,914,662	-
Subtotal ALN 20.525			258,265,042	81,159,667	-
Capital assistance	20.526	GA-2020-010	4,444,500	174,636	-
Capital assistance	20.526	GA-2021-013	8,875,246	23,145	-
Capital assistance	20.526	GA-2021-014	37,756,664	811,309	-
Capital assistance	20.526	GA-2022-019	18,750,000	1,140,228	-
Capital assistance	20.526	GA-2022-025	5,200,000	4,160,000	-
Subtotal ALN 20.526 - capital			75,026,410	6,309,318	-
Total Federal Transit Cluster			969,674,656	127,675,932	415,175

(Continued)

METROPOLITAN ATLANTA RAPID TRANSIT AUTHORITY
SCHEDULE OF EXPENDITURES OF FEDERAL AWARDS
For The Year Ended June 30, 2024

<u>Program Description</u>	<u>Assistance Listing Number</u>	<u>Grant Number</u>	<u>Total Program Award</u>	<u>Federal Expenditures</u>	<u>Passed Through to Subrecipients</u>
U.S. Department of Transportation (Continued)					
Technical Assistance and Workforce Development	20.514	GA-2016-025	\$ 5,543,745	\$ 128,192	\$ -
National Infrastructure Inv.	20.933	GA-2020-022	<u>56,826,000</u>	<u>4,275,945</u>	<u>-</u>
Total U.S. Department of Transportation			<u>1,032,044,401</u>	<u>132,080,070</u>	<u>415,175</u>
U.S. Department of Homeland Security:					
Rail and Transit Security:					
Capital assistance	97.075	EMW2017RRA0022	1,000,000	(27,450)	-
Capital assistance	97.075	EMW2020RA00017	888,501	(7,470)	-
Capital assistance	97.075	EMW2021RA00024	1,950,000	226,254	-
Capital assistance	97.075	EMW2022RA00010	<u>3,293,826</u>	<u>439,196</u>	<u>-</u>
Total U.S. Department of Homeland Security Grants and ALN 97.075			<u>7,132,327</u>	<u>630,530</u>	<u>-</u>
Office of Planning and Budget:					
Public Safety Community					
Violence Reduction Grant	21.027	S-2022-OPB	1,402,976	403,645	-
COVID-19 – Coronavirus State and Local Fiscal Recovery Funds	21.027	FY21 S-2021-OPB	<u>294,205</u>	<u>1,000</u>	<u>-</u>
Subtotal ALN 21.027			<u>1,697,181</u>	<u>404,645</u>	<u>-</u>
U.S. Department of Agriculture					
Local Food Promotion					
Program Grant	10.175	USDA LFPP	<u>664,177</u>	<u>74,665</u>	<u>74,665</u>
Total Federal Awards			<u>\$1,041,538,086</u>	<u>\$133,189,910</u>	<u>\$ 489,840</u>

See accompanying notes to the schedule of expenditures of federal awards.

METROPOLITAN ATLANTA RAPID TRANSIT AUTHORITY
NOTES TO THE SCHEDULE OF EXPENDITURES OF FEDERAL AWARDS
For The Year Ended June 30, 2024

NOTE 1 - REPORTING ENTITY

The Schedule of Expenditure of Federal Awards (the Schedule) includes expenditures of federal awards for the Metropolitan Atlanta Rapid Transit Authority (MARTA) as disclosed in the notes to the basic financial statements for the year ended June 30, 2024. The information in this Schedule is presented in accordance with the requirements of Title 2 U.S. Code of Federal Regulations Part 200, Uniform Administrative Requirements, Cost Principles, and Audit Requirements for Federal Awards (Uniform Guidance). Because the Schedule presents only a selected portion of the operations of MARTA, it is not intended to and does not present the financial position, changes in net position, or cash flows of MARTA.

NOTE 2 - BASIS OF ACCOUNTING

Basis of accounting refers to when revenues and expenditures or expenses are recognized in the accounts and reported in the financial statements, regardless of the measurement focus applied. All proprietary funds are accounted for using the accrual basis of accounting. Expenditures of Federal Awards reported on the Schedule are recognized when incurred.

MARTA has elected not to use the 10-percent de minimis indirect cost rate as allowed under the Uniform Guidance.

Such expenditures are recognized following, as applicable, either the cost principles in OMB Circular A-87, *Cost Principles for State, Local, and Indian Tribal Governments* or the cost principles contained in Title 2 U.S. Code of Federal Regulations Part 200, *Uniform Administrative Requirements, Cost Principles, and Audit Requirements for Federal Awards*, wherein certain types of expenditures are not allowable or are limited as to reimbursement.

NOTE 3 – MATCHING FUNDS

MARTA enters into grant agreements with federal agencies to fund various projects. Many of these agreements require MARTA to match a portion of the federal funding with non-federal funds, such as the local funds, which comes from the dedicated 1% local MARTA retail sales and use tax funds collected in DeKalb, Fulton and Clayton counties and the City of Atlanta, and also from the sale of associated sales tax revenue bonds, as required.

METROPOLITAN ATLANTA RAPID TRANSIT AUTHORITY
SCHEDULE OF FINDINGS AND QUESTIONED COSTS
For The Year Ended June 30, 2024

2024 Annual Comprehensive Financial Report Year Ended June 30, 2024

SECTION I - SUMMARY OF AUDITOR'S RESULTS

Financial Statements

Type of auditor's report issued on whether the financial statements audited were prepared in accordance with GAAP:

Unmodified

Internal control over financial reporting:

Material weakness(es) identified?

_____ Yes X No

Significant deficiency(ies) identified?

_____ Yes X None reported

Noncompliance material to financial statements noted?

_____ Yes X No

Federal Awards

Internal control over major programs:

Material weakness(es) identified?

_____ Yes X No

Significant deficiency(ies) identified?

_____ Yes X None reported

Type of auditors' report issued on compliance for major programs:

Unmodified

Any audit findings disclosed that are required to be Reported in accordance with 2 CFR 200.516(a)?

_____ Yes X No

Identification of major programs:

Assistance Listing Number

Name of Federal Program of Cluster

20.500 / 20.507 / 20.525 / 20.526
20.933

Federal Transit Cluster
National Infrastructure Investment

Dollar threshold used to distinguish between type A and type B programs:

\$ 3,000,000

Auditee qualified as low-risk auditee?

 X Yes _____ No

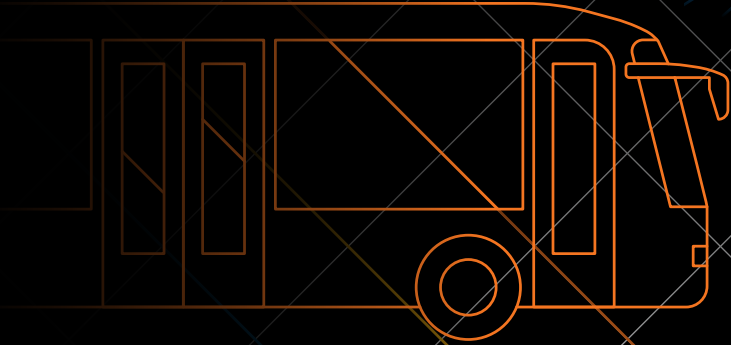
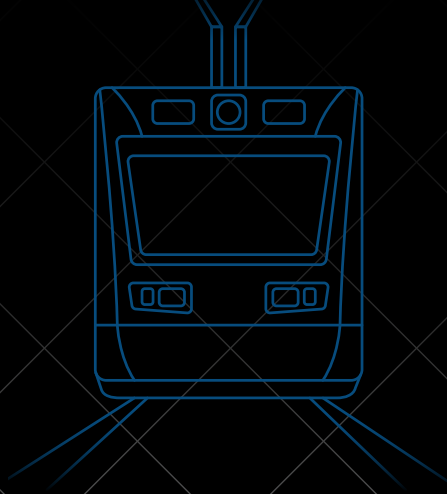
SECTION II - FINANCIAL STATEMENT FINDINGS

None noted.

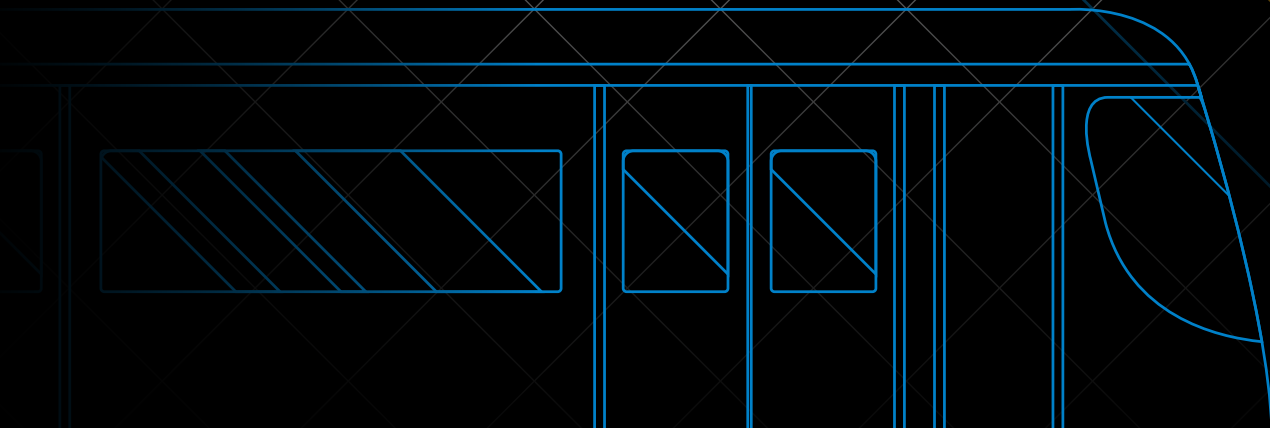
SECTION III - FEDERAL AWARD FINDINGS AND QUESTIONED COSTS

None noted.

INTENTIONALLY LEFT BLANK



METROPOLITAN ATLANTA
RAPID TRANSIT AUTHORITY





marta  | METROPOLITAN ATLANTA RAPID TRANSIT AUTHORITY

itsmarta.com • 404-848-5000 • TTY: 404-848-5665 • Accessible Format: 404-848-4037